

PRODUCT NUMBER

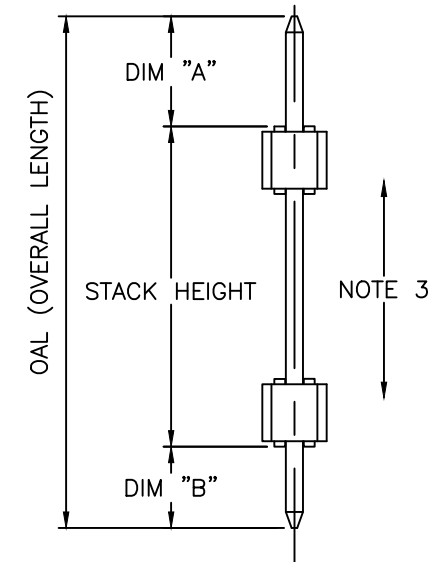
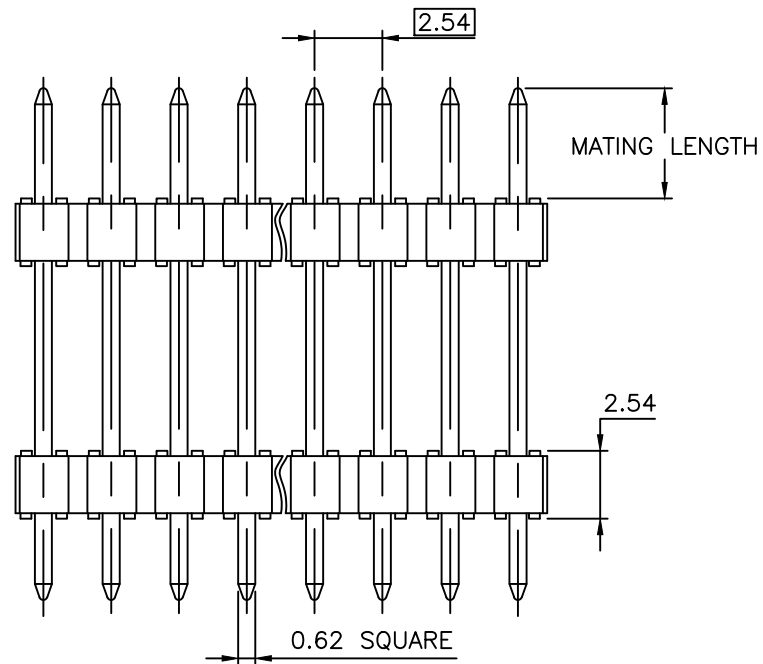
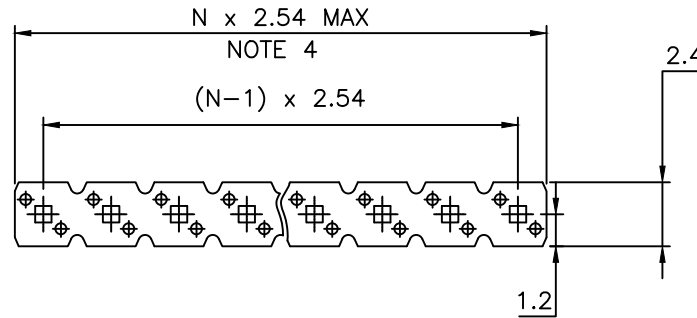
75970-YXX-XXLF

RoHS COMPATIBLE, SEE NOTE 7
 TOTAL NB OF POS (02 TO 36 POS)

PLATING PIN STYLE

- 1 = 0.76µm FULL GOLD/GXT,
- 3 = 2µm MIN MATTE TIN FULL PLATED
- 7 = FULL GOLD FLASH,
- 5/8 = 0.38µm FULL GOLD/GXT,

- S1 = 0.76µm GOLD/GXT, AREA "A" & "B" ONLY
 1.27µm Ni MIN ON REMAINDER AREA
- S8 = 0.38µm GOLD/GXT, AREA "A" & "B" ONLY
 1.27µm MIN NICKEL UNDERPLATING



NOTES:

1. HOUSING MAT'L : HIGH TEMPERATURE THERMOPLASTIC. UL94V-0 COLOR: BLACK.
2. PIN MATERIAL : PHOSPHOR BRONZE.
3. 12N MIN RETENTION IN EITHER DIRECTION.
4. TO DETERMINE DIMENSIONS :
 N = NUMBER OF POSITIONS PER ROW
 EXAMPLE : 8 POS PER ROW, N x 2.54 = 20.32mm
5. FOR STANDARD SELECTIVE GOLD PLATED PRODUCTS SEE DRAWINGS 54111 & 54121.
6. STANDARD PACKAGING IN POLYBAGS.

7. RoHS COMPATIBLE PRODUCT SPECIFICATIONS

a - PLATING:

- "LF" MEANS THE PRODUCT IS LEAD-FREE, 2µm MINIMUM MATTE TIN OVER 1.27µm MINIMUM NICKEL UNDERPLATE.

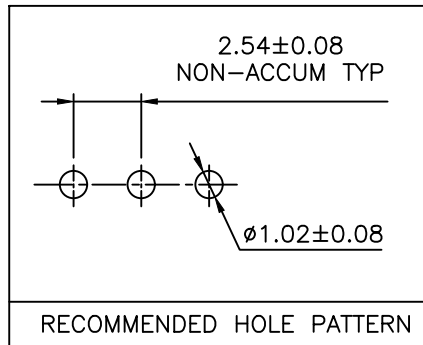
b - MANUFACTURING PROCESS COMPATIBILITY

- THE HOUSING WILL WITHSTAND EXPOSURE TO 260°C ±5°C SOLDER BATH TEMPERATURE FOR 5 SECONDS IN A WAVE SOLDER APPLICATION WITH A 1.6mm MIN THICK CIRCUIT BOARD.

c - LABELING:

- MEETS PACKAGING SPECS AS PER GS-14-920

d - LEGAL STATEMENT: SEE GS-47-0004.



PRELIMINARY

mat'l. code		surface		tolerance		projection		product family	
SEE P/N		ISO 1302 ✓		ISO 406 ISO 1101		mm		BERGSTIK	
ltr	ecn no	dr	date	tolerances unless otherwise specified		mm		title	
DG	F-22058	BVE	15.09.28	angles	x.x ±0.30	mm		HEADER STR,SR	
DH	F-22107	AMA	15.10.08	linear	x.xx ±0.13	scale 5:1		DOUBLE BODY	
DJ	F-22317	AMA	15.10.27		x.xxx ±0.05			dwg no	
DK	F-24965	DDE	16.09.19	dr	COMPAGNON J	94.07.01	sheet 1 of 3		size
DL	F-43373	DDE	21.12.22	engr	JMC	95.09.25	75970		A3
DM	F-46845	DDE	22.12.21	chr			type		Drawing
				appd	JMC	95.09.25	CUSTOMER		
sheet	revision	DM	CJ	D					
index	sheet	1	2	3					

APPLICATION SPECIFIC

PIN STYLE	DIM "A" ±0.2	STACK HEIGHT ±0.25	DIM "B" ±0.25	("OAL") REF
01	9.99	13	3.05	26.04
04	6.33	6.5	3.05	15.88
05	11.69	11.3	3.05	26.04
06	8.71	19.76	2.65	31.12
08	5.51	8	3.05	16.56
09	6.61	11.3	3.05	20.96
10	3.14	19.76	3.14	26.04
11	3.55	16.4	3.55	23.5
12	5.72	5.08	2.54	13.34
13	6.00	7.00	3.56	16.56
15	7.46	9.5	4	20.96
16	5.59	13	3.05	21.64
20	5.6	6.5	2.88	14.98
21	7.5	10.45	3.01	20.96
22	7.5	15.45	3.09	26.04
25	17.3	15.7	3.2	36.2
26	9.1	15.7	3.2	28
29	8.23	16	3.2	27.43
30	2.8	13.7	2.8	19.3
31	3.11	5.08	3.11	11.3
36	5.9	10.39	3.01	19.3
41	9.45	5.5	2.7	17.65
56	10	19	3	32
58	6.5	30.5	3	40
68	6.87	16.5	3.05	26.42
69	6.87	13	3.63	23.5
75	3.1	11.45	3.1	17.65
90	7.8	33.5	3.15	44.45
93	3.3	6.5	3.3	13.08

SEE SHEET 3

APPLICATION SPECIFIC

PIN STYLE	DIM "A" ±0.2	STACK HEIGHT ±0.25	DIM "B" ±0.25	("OAL") REF
94	3.3	7.72	3.3	14.32
AA	4.05	10.5	3.1	17.65
AB	4	29	3.2	36.2
AJ	1.4	6.5	3.4	11.3
AK	11	6	11	28
AL	8.5	6	8.5	23.0
AM	5.6	29.3	3.05	37.95
AN	12.0	26.45	6.0	44.45
AP	3.42	37.60	3.43	44.45
AR	4.00	28.00	3.70	35.70
AS	8.08	5.08	2.74	15.90
AT	4.25	31.50	4.25	40.00
AU	7.94	5.08	7.94	20.96
AV	17.50	26.50	6.00	50.00
AW	4.95	6.00	4.95	15.90
AX	2.66	15.00	5.84	23.50
AY	8.60	6.00	8.60	23.20
BA	SEE SHEET 3			
BB	SEE SHEET 3			
BC	16.65	14.70	6.00	37.30
BD	7.01	5.25	9.39	21.65
BE	3.00	13.00	3.00	19.00
BF	6.00	30.50	6.00	42.50
BG	9.50	16.00	7.00	32.50
BH	7.50	23.00	5.70	36.20
BJ	7.70	23.00	6.30	37.00
BK	8.00	18.30	8.00	34.30

SEE SHEET 3

SEE SHEET 3

SEE SHEET 3

SEE SHEET 3

SEE SHEET 3

mat'l. code		surface ISO 1302 <input checked="" type="checkbox"/>		tolerance ISO 406 ISO 1101		projection		product family BERGSTIK	
ltr		ecn no		dr		date		title	
CJ		F-46845		DDE		22.12.21		HEADER STR,SR DOUBLE BODY	
CD		B-19264		LMU		14.11.03		dwg no 75970 sheet 2 of 3 size A3	
CE		F-22058		BVE		15.09.28		type CUSTOMER Drawing	
CF		F-22107		AMA		15.10.08		compagnon J 94.07.01	
CG		F-22317		AMA		15.10.27		compagnon JM 95.03.21	
CH		F-43373		DDE		21.12.22		compagnon J 95.03.21	
sheet index		revision sheet							



Copyright FCI

D

SPECIFIC PRODUCT NUMBER

75970-3BAA03LF

PLATING

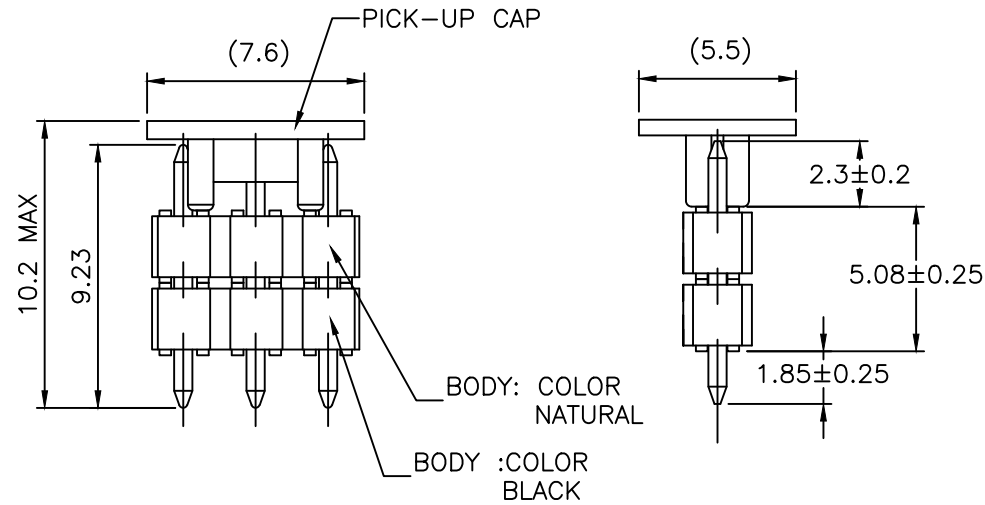
3 = 2µm MATTE TIN
OVER 1.27µm Ni MIN

MEANS RoHS, SEE SHEET 1

TOTAL NB OF POS

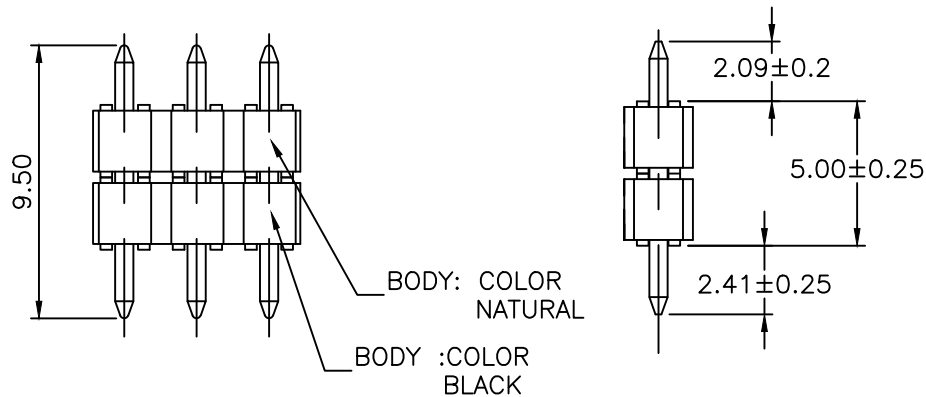
PRODUCT PACKED IN TAPE
& REEL WITH PICK UP CAP

PIN STYLE



SPECIFIC PRODUCT NUMBER

75970-3BB-XXLF



FOR OTHERS SPECIFICATIONS AND DIMENSIONS SEE SHEET 1

SPECIFICS PLATING AREA FOR PART NUMBERS :

P/N 75970-1AN-02LF

P/N 75970-590R30LF

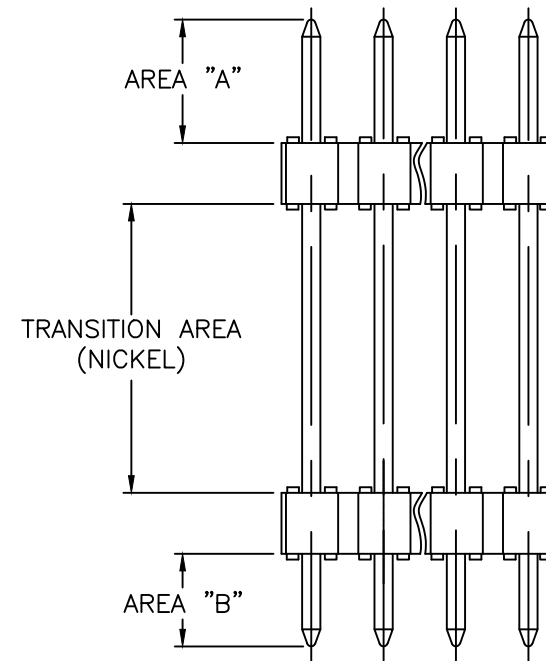
P/N 75970-8AU-02LF

P/N 75970-8AP-04LF

P/N 75970-S8BF-03LF

P/N 75970-S8BK-10LF

AREA "A" & "B" : GOLD/GXT PLATING AREA



mat'l. code		surface		tolerance		projection		product family	
		ISO 1302		ISO 406 ISO 1101		mm		BERGSTIK	
ltr		ecn no		dr		date		title	
A		B-16687		LMU		14.01.08		HEADER STR,SR	
B		B-19264		LMU		14.11.03		DOUBLE BODY	
C		F-43373		DDE		21.12.22		dwg no	
D		F-46845		DDE		22.12.21		sheet 3 of	
				dr		L.MULIN 13.02.15		size	
				enr		J.COMPAGNON 13.02.15		75970	
				chr				A3	
				app		J.COMPAGNON 13.02.15		type	
								CUSTOMER Drawing	
sheet index		revision sheet							