

7-1437719-2 ✓ ACTIVE



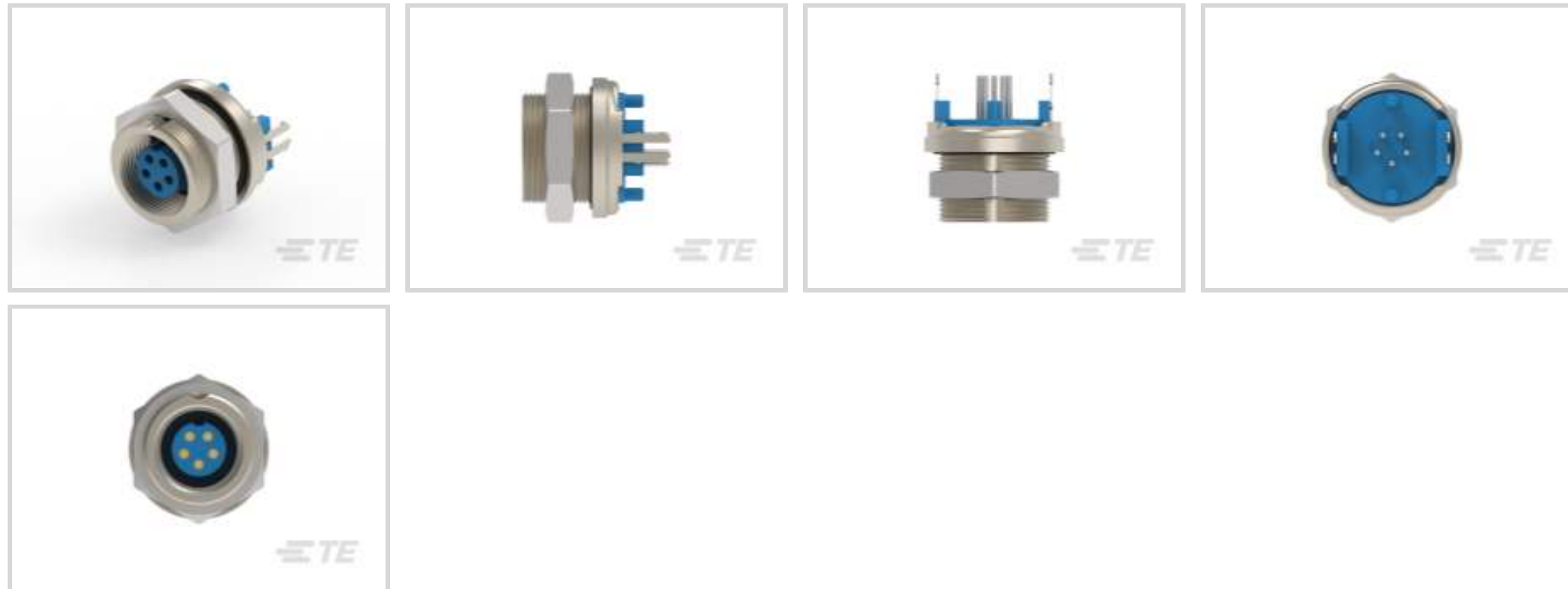
Triad 01 Panel/PCB Connector

TE Internal #: 7-1437719-2

Standard Circular Connectors, Wire-to-Board, 5 Position, Sealable, Signal, Panel Mount, Reverse Gender, Nickel, CuZn, Triad 01 Panel /PCB Connector

[View on TE.com >](#)

Connectors > Circular Connectors > Standard Circular Connectors



Connector System: **Wire-to-Board**

Number of Positions: **5**

Sealable: **Yes**

Contact Current Rating (Max): **3 A**

Circuit Application: **Signal**

Features

Product Type Features

| | |
|-------------------------|--------------------|
| Product Type | Connector Assembly |
| Connector System | Wire-to-Board |
| Sealable | Yes |
| Circular Connector Type | Receptacle |
| Shell Type | Metal |

Configuration Features

| | |
|----------------------------|-----|
| Number of Positions | 5 |
| Number of Power Positions | 0 |
| Number of Signal Positions | 5 |
| Contacts Preloaded | Yes |

Electrical Characteristics

| | |
|-------------------|--------|
| Operating Voltage | 60 VAC |
|-------------------|--------|

Body Features

| | |
|------------------------|--------|
| Shell Plating Material | Nickel |
|------------------------|--------|



| | |
|---------------------|------|
| Shell Base Material | CuZn |
|---------------------|------|

| | |
|---|-----|
| Circular Connector Insulation Material Type | PBT |
|---|-----|

| | |
|---------------------|----|
| Hermetically Sealed | No |
|---------------------|----|

Contact Features

| | |
|------------------------------|-----|
| Contact Current Rating (Max) | 3 A |
|------------------------------|-----|

| | |
|----------------|-----|
| Reverse Gender | Yes |
|----------------|-----|

| | |
|----------------------------|----------|
| Contact Layout Arrangement | Circular |
|----------------------------|----------|

| | |
|---------------------------------|--------|
| Circular Connector Contact Type | Socket |
|---------------------------------|--------|

Mechanical Attachment

| | |
|-------------------------|-------------|
| Connector Mounting Type | Panel Mount |
|-------------------------|-------------|

| | |
|------------------|------|
| Mating Retention | With |
|------------------|------|

Dimensions

| | |
|-----------------|---------|
| Assembly Length | 15.5 mm |
|-----------------|---------|

Usage Conditions

| | |
|-----------------------------|---------------------------|
| Operating Temperature Range | -40 – 80 °C[-40 – 176 °F] |
|-----------------------------|---------------------------|

Operation/Application

| | |
|---------------------|--------|
| Circuit Application | Signal |
|---------------------|--------|

| | |
|----------|----|
| Shielded | No |
|----------|----|

Industry Standards

| | |
|------------------------|----------|
| UL Flammability Rating | UL 94V-2 |
|------------------------|----------|

Packaging Features

| | |
|--------------------|----|
| Packaging Quantity | 25 |
|--------------------|----|

Product Compliance

[For compliance documentation, visit the product page on TE.com>](#)

| | |
|------------------------------|---------------------------|
| EU RoHS Directive 2011/65/EU | Compliant with Exemptions |
|------------------------------|---------------------------|

| | |
|-----------------------------|---------------------------|
| EU ELV Directive 2000/53/EC | Compliant with Exemptions |
|-----------------------------|---------------------------|

| | |
|---|--------------------------------------|
| China RoHS 2 Directive MIIT Order No 32, 2016 | Restricted Materials Above Threshold |
|---|--------------------------------------|

| | |
|--|--|
| EU REACH Regulation (EC) No. 1907/2006 | Current ECHA Candidate List: JUNE 2023 (235) Candidate List Declared Against: JAN 2023 (233) SVHC > Threshold: |
|--|--|



Pb (4% in Component)

Article Safe Usage Statements:

Do not eat, drink or smoke when using this product. Wash thoroughly after handling. Recycle if possible and dispose of the article by following all applicable governmental regulations relevant to your geographic location.

Halogen Content

Not Low Halogen - contains Br or Cl > 900 ppm.

Solder Process Capability

Hand solderable with lead free solder


Product Compliance Disclaimer

This information is provided based on reasonable inquiry of our suppliers and represents our current actual knowledge based on the information they provided. This information is subject to change. The part numbers that TE has identified as EU RoHS compliant have a maximum concentration of 0.1% by weight in homogenous materials for lead, hexavalent chromium, mercury, PBB, PBDE, DBP, BBP, DEHP, DIBP, and 0.01% for cadmium, or qualify for an exemption to these limits as defined in the Annexes of Directive 2011/65/EU (RoHS2). Finished electrical and electronic equipment products will be CE marked as required by Directive 2011/65/EU. Components may not be CE marked. Additionally, the part numbers that TE has identified as EU ELV compliant have a maximum concentration of 0.1% by weight in homogenous materials for lead, hexavalent chromium, and mercury, and 0.01% for cadmium, or qualify for an exemption to these limits as defined in the Annexes of Directive 2000/53/EC (ELV). Regarding the REACH Regulation, the information TE provides on SVHC in articles for this part number is based on the latest European Chemicals Agency (ECHA) 'Guidance on requirements for substances in articles' posted at this URL: <https://echa.europa.eu/guidance-documents/guidance-on-reach>

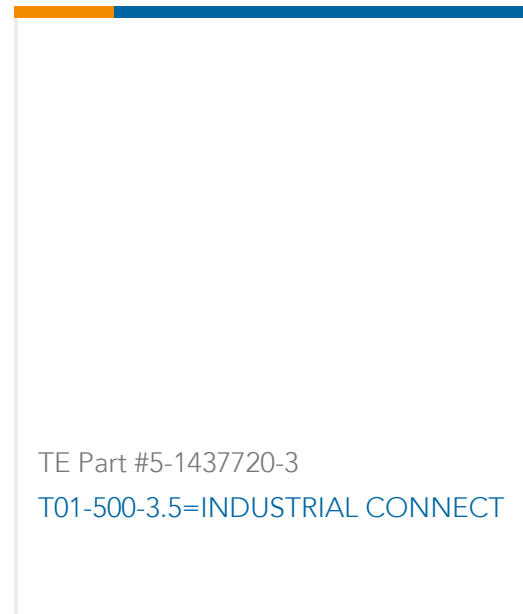
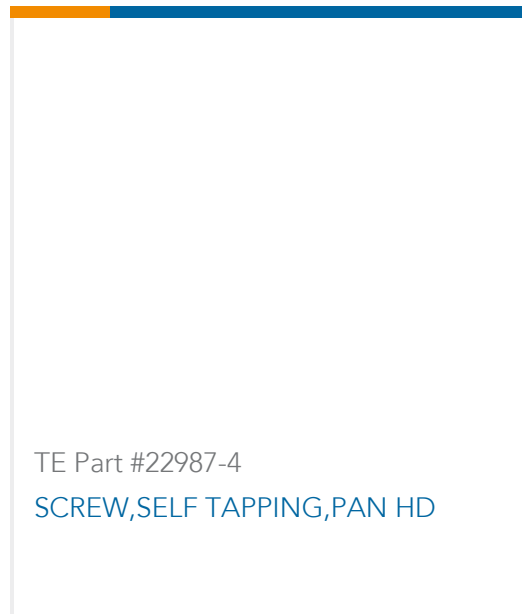
Compatible Parts



Also in the Series | Triad 01 Panel/PCB Connector



Customers Also Bought



Documents

Product Drawings

[T01-0570-S05-FEMALE REC PANEL-PCB STRT](#)

English

[T01-0570-S05-FEMALE REC PANEL-PCB STRT](#)

English

CAD Files

Customer View Model

[ENG_CVM_CVM_7-1437719-2_A.2d_dxf.zip](#)

English

3D PDF

3D

Customer View Model

[ENG_CVM_CVM_7-1437719-2_A.3d_igs.zip](#)

English

Customer View Model

[ENG_CVM_CVM_7-1437719-2_A.3d_stp.zip](#)

English

By downloading the CAD file I accept and agree to the [Terms and Conditions](#) of use.

Datasheets & Catalog Pages

[M8 / M12 Connector System Catalog](#)

English

[M8 / M12 Connector System Catalog](#)

Japanese

Product Specifications



Product Specification

English