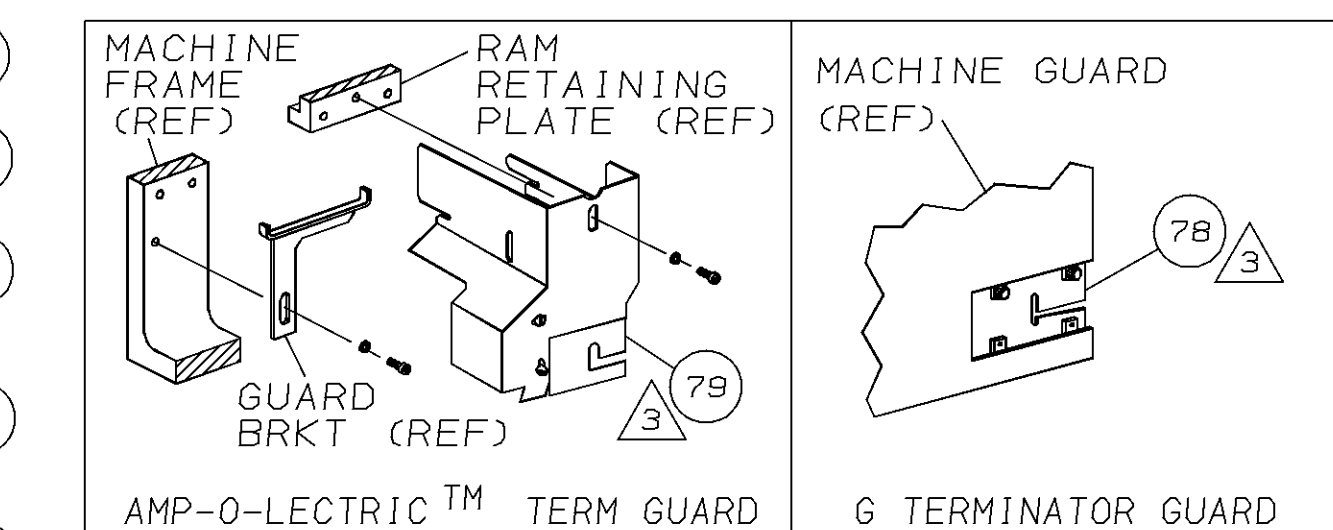
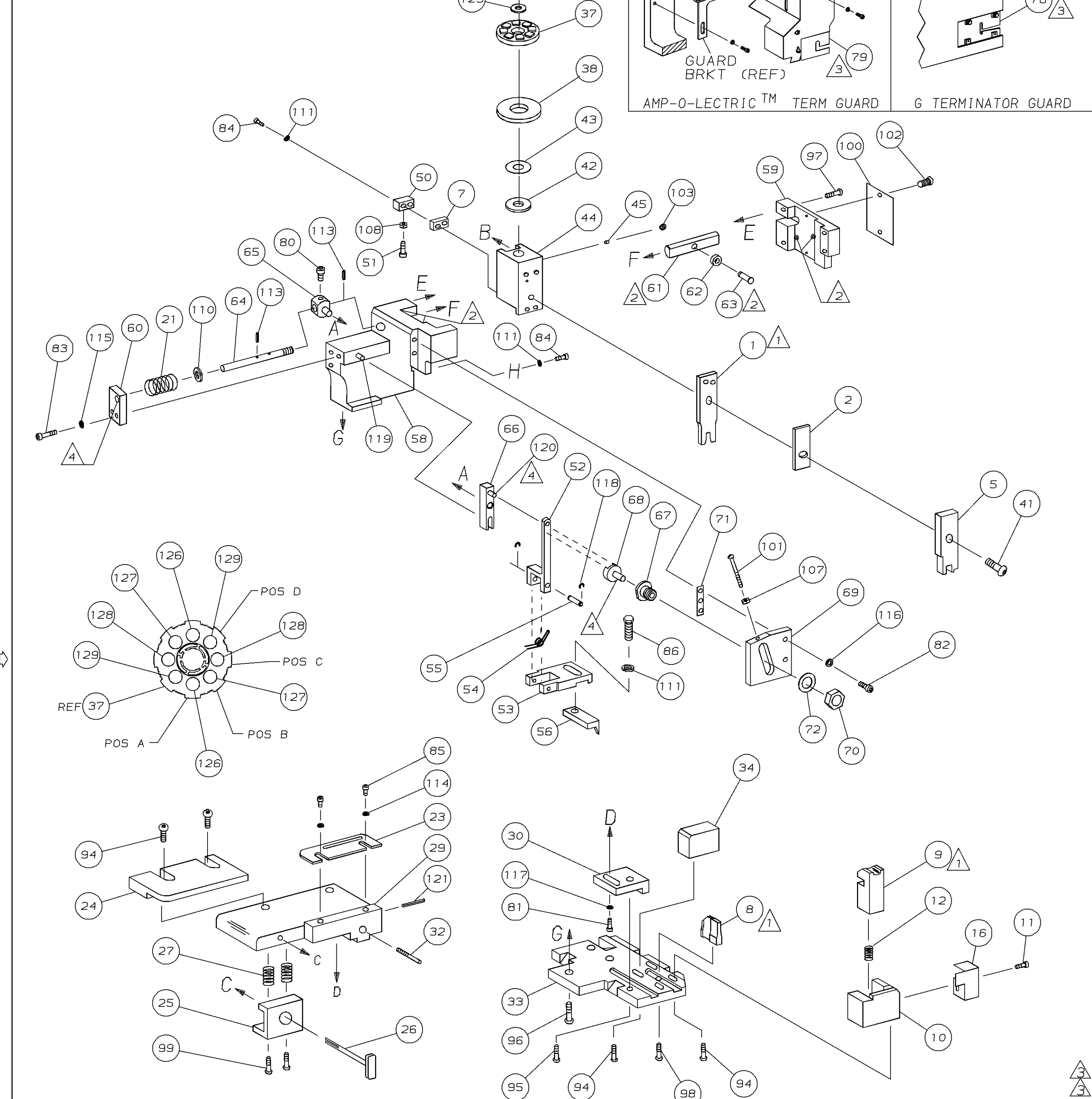


PART NUMBER	REV	FIRST USED
680276-1	A	122500-1
680276-2	A	565435-5
680276-3	A	354500-1



WIRE STRIP LENGTH				TERM APPL SPEC	FEED	APPL INSTRUCTION	SET UP GAGE	LAYOUT
-				114-2029 & 114-2068	.430	408-8040	458637-1	L1744

WIRE STRIP LENGTH				TERM APPL SPEC	FEED	APPL INSTRUCTION	SET UP GAGE	LAYOUT
2	2	2	-	C	1-354779-2	PIN, WIRE DISC (.3050)D		129
2	2	2	-	C	354779-6	PIN, WIRE DISC (.3020)C		128
2	2	2	-	C	9-354778-9	PIN, WIRE DISC (.2990)B		127
2	2	2	-	C	8-354778-7	PIN, WIRE DISC (.2930)A		126
1	1	1	-	A	986950-1	WASHER, FLAT PRECISION		125
1	1	1	-	A	217238-1	DOCUMENTATION PACKAGE		124
1	1	1	-	-	4088040	SF APPL INST 408-8040		123
1	1	1	-	-				122
1	1	1	-	A	4-21028-0	PIN, SLT SPR (Ø.093x.75) ST 6DF PL		121
REF	REF	REF	-	A	1-21030-1	PIN, DOWEL (Ø.187x.50) LEVER		120
REF	REF	REF	-	A	1-21030-6	PIN, DOWEL (Ø.187x1.25) HOUSING		119
REF	REF	REF	-	A	21045-3	RING, RET "C" (Ø.187) FD FING PIN		118
1	1	1	-	A	21024-5	WASHER, LOCK (#10) ADJ BLOCK		117
REF	REF	REF	-	A	21024-5	WASHER, LOCK (#10) ADJ PLATE		116
REF	REF	REF	-	A	21024-5	WASHER, LOCK (#10) FEED GDE ROD		115
2	2	2	-	A	21024-2	WASHER, LOCK (#4) FRONT STP GUIDE		114
REF	REF	REF	-	A	5-21028-1	PIN, SLT SPR (Ø.125x.50) ADJ ROD		113
								112
4	4	4	-	A	21024-4	WASHER, LOCK (#8) STRIPPER		111
REF	REF	REF	-	A	21899-4	WASHER, FLAT (Ø5/16) SCREW ADJ		110
								109
1	1	1	-	A	21018-5	NUT, HEX (NO. 6) HOLDDOWN		108
REF	REF	REF	-	A	21018-5	NUT, HEX (6-32) FEED ADJ		107
								106
								105
1	1	-	-	A	992031-1	PIN, CLEVIS		104
1	1	1	-	A	21009-2	SCR, SKT SET (1/4-20x.25 LW) RAM		103
2	2	2	-	A	21017-2	SCR, DRIVE (#2x.19) ID PLATE		102
REF	REF	REF	-	A	6-23715-5	SCR, PAN HD (6-32x1.50) FEED ADJ		101
1	1	1	-	B	461264-1	PLATE, IDENTIFICATION		100
2	2	2	-	A	3-21002-0	SCR, BHC (10-32x.88) DRAG		99
1	1	1	-	A	22733-8	SCR, BHC (8-32x.38 LW) ANVIL		98
REF	REF	REF	-	A	2-21002-9	SCR, BHC (10-32x.75) CAP		97
REF	REF	REF	-	A	2-22733-8	SCR, BHC (10-32x.62) HOUSING		96
REF	REF	REF	-	A	2-21002-7	SCR, BHC (10-32x.50) SG ADJ BLOCK		95
6	6	6	-	A	2-21002-2	SCR, BHC (8-32x.50) TERM H DWN		94
								93
								92
1	1	1	-	A	1-21002-7	SCR, BHC (6-32x.38) CAM		91
								90
1	1	-	-	A	7-21000-9	SCR, SHC (4-40x.19) STRIPPER		89
								88
								87
1	1	1	-	A	2-22603-0	SCR, HEX HD (8-32x.31) FEED FINGER		86
2	2	2	-	A	1-21000-3	SCR, SHC (4-40x.25) F ST GUIDE		85
3	3	3	-	A	2-21000-7	SCR, SHC (8-32x.50) STRIPPER		84
REF	REF	REF	-	A	3-21000-7	SCR, SHC (10-32x.75) FEED ROD 6D		83
REF	REF	REF	-	A	3-21000-6	SCR, SHC (10-32x.62) FD ADJ BLK		82
1	1	1	-	A	3-21000-4	SCR, SHC (10-32x.38) SG ADJ BL		81
REF	REF	REF	-	A	3-21000-4	SCR, SHC (10-32x.38) PIVOT BLK		80
-	REF	-	-	B	455749-1	GUARD, WINDOW		79
REF	-	-	-	B	679532-1	INSERT, GUARD		78
								77
								76
								75
								74
								73
REF	REF	REF	-	A	458109-1	WASHER, SPECIAL		72
REF	REF	REF	-	A	690517-1	SPACER		71

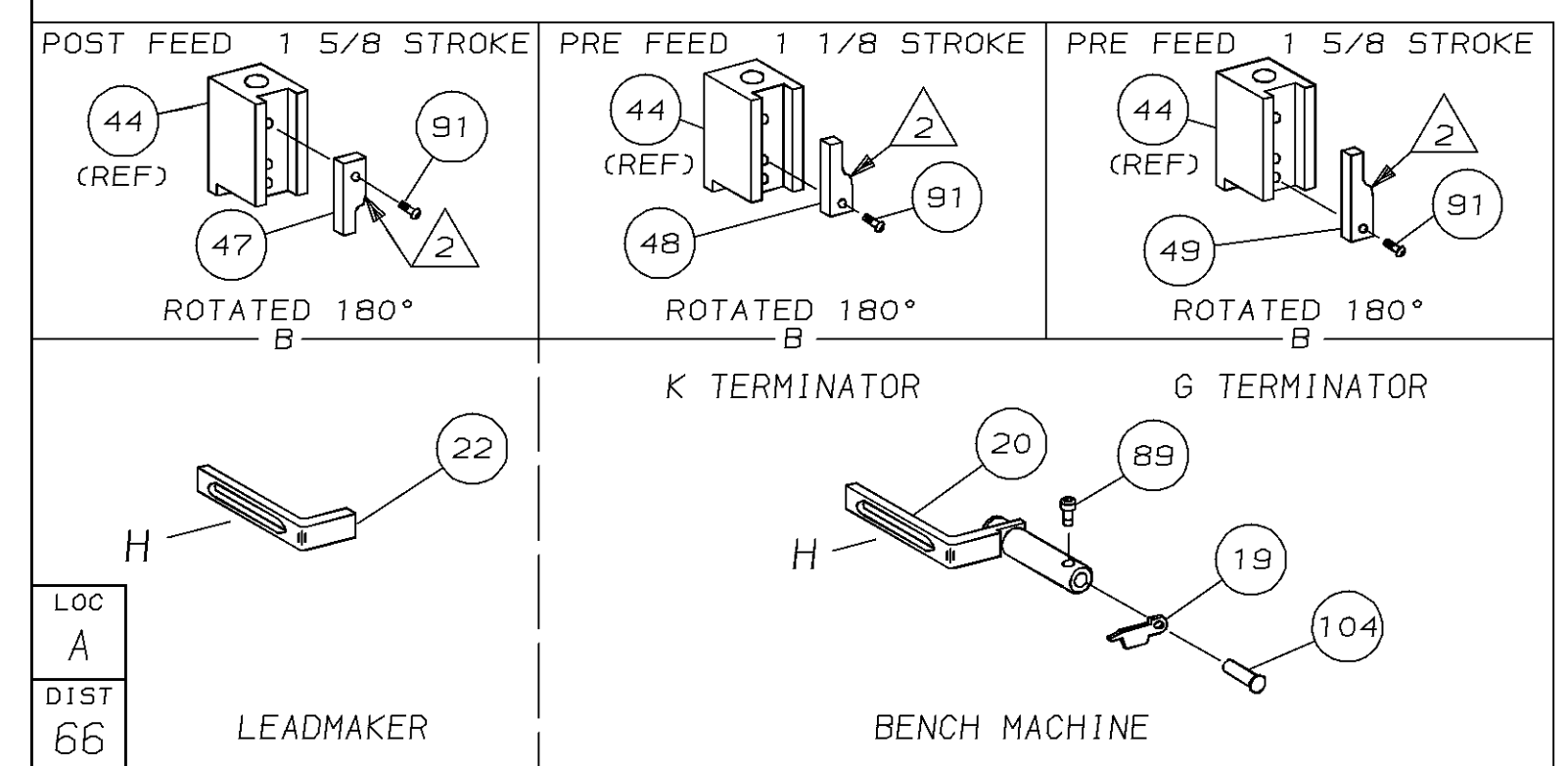
  

QTY REQD PER ASSY	WIRE STRIP LENGTH	TERM APPL SPEC	FEED	APPL INSTRUCTION	SET UP GAGE	LAYOUT
-3	-2	-1	U/M	DWG SIZE	PART NO	DESCRIPTION
						ITEM NO

QTY REQD PER ASSY				PARTS LIST			

- 1 RECOMMENDED SPARE PARTS.
- 2 GREASE LIGHTLY.
- 3 GUARD MUST BE IN PLACE WHEN OPERATING APPLICATOR IN A BENCH MACHINE.
- 4 LUBRICATE DAILY USING NO. 20 MACHINE OIL.
- 5. ITEMS WITH QTY OF REF SPECIFIED (EXCEPT ITEMS 78 AND 79) ARE USED ON ITEM 46.



LEADMAKER		MECH POST FEED		MECH PRE FEED		MECH PRE FEED	
-1							
-2	BENCH MODEL K						
-3	BENCH MODEL G						

REF	REF	REF	-	B			
REF	REF	REF	-	B	22594-8	NUT, HEX (1/2-20)	70
REF	REF	REF	-	B	240628-1	PLATE, ADJUSTMENT	69
REF	REF	REF	-	B	240626-1	SHAFT, PIVOT	68
REF	REF	REF	-	B	240633-1	BUSHING	67
REF	REF	REF	-	A	455680-1	LEVER, INTERMEDIATE	66
REF	REF	REF	-	B	240629-1	BLOCK, PIVOT	65
REF	REF	REF	-	A	240632-2	SCREW, ADJ FEED ROD	64
REF	REF	REF	-	B	240659-3	PIN, CAM ROLLER	63
REF	REF	REF	-	B	240658-1	ROLLER, CAM	62
REF	REF	REF	-	B	454398-2	ROD, FEED	61
REF	REF	REF	-	A	454178-1	GUIDE, FEED ROD	60
REF	REF	REF	-	C	454220-1	CAP, RAM	59
REF	REF	REF	-	D	454485-1	HOUSING	58
							57
1	1	1	-	B	690542-2	PAWL, FEED	56
REF	REF	REF	-	B	240624-1	PIN, FEED FINGER	55
REF	REF	REF	-	B	691499-1	SPRING, FEED FINGER	54
REF	REF	REF	-	B	690541-1	HOLDER, FEED FINGER	53
REF	REF	REF	-	A	455679-1	LEVER, TERMINAL FEED ARM	52
1	1	1	-	A	811242-2	BUMPER, HOLDDOWN	51
1	1	1	-	A	690753-1	SPACER, TONKER	50
1	-	-	-	B	690602-6	CAM, PRE-FEED 1 5/8 ST	49
-	1	-	-	B	690602-5	CAM, PRE-FEED 1 1/8 ST	48
-	-	1	-	B	690501-4	CAM, POST-FEED 1 5/8 ST	47
1	1	1	-	B	459456-1	APPLICATOR, BASIC (SUBASSY)	46
1	1	1	-	A	690191-1	PLUG, NYLON	45
1	1	1	-	C	455673-1	RAM	44
1	1	1	-	A	690125-1	WASHER, LAMINATED	43
1	1	1	-	A	1-690124-4	WASHER, RAM	42
1	1	1	-	A	7-21002-9	BOLT, CRIMPER (5/16x1.00)	41
							40
							39
1	1	1	-	A	690223-2	SPACER, INSULATION DISC	38
1	1	1	-	D	354777-1	WIRE DISC, PLASTIC	37
1	1	1	-	A	22480-5	WASHER, SPRING	36
1	1	1	-	B	690212-1	POST, RAM	35
1	1	1	-	B	690786-1	SUPPORT, TERMINAL	34
REF	REF	REF	-	D	455675-1	PLATE, BASE	33
1	1	1	-	A	690432-3	SCREW, ADJUSTMENT	32
							31
REF	REF	REF	-	B	455689-1	BLOCK, STRIP GUIDE ADJ	30
1	1	1	-	C	455671-1	PLATE, STRIP GUIDE	29
							28
2	2	2	-	A	1-22284-0	SPRING, DRAG	27
1	1	1	-	B	690546-1	LEVER, DRAG RELEASE	26
1	1	1	-	B	240792-1	DRAG, TERMINAL	25
1	1	1	-	D	5-690504-9	GUIDE, STRIP (REAR)	24
1	1	1	-	A	690438-1	GUIDE, STRIP (FRONT)	23
-	-	1	-	B	690472-2	STRIPPER	22
REF	REF	REF	-	A	4-22284-9	SPRING, FEED RETURN	21
1	1	-	-	A	679218-1	STRIPPER WIRE STOP ASSY	20
1	1	-	-	B	458949-1	STRIPPER	19
							18
							17
1	1	1	-	B	318563-1	GUARD, CHIP, FRONT	16
							15
							14
							13
1	1	1	-	A	5-22280-0	SPRING, SHEAR	12
1	1	1	-	B	690461-1	STOP, SHEAR	11
1	1	1	-	C	690459-1	HOLDER, SHEAR (FRONT)	10
1	1	1	-	C	454276-1	SHEAR, FLOAT (FRONT)	9
1	1	1	-	C	8-683403-5	ANVIL	8
1	1	1	-	C	3-240641-9	SPACER, DEPRESSOR (REAR)	7
							6
1	1	1	-	C	1-455889-4	DEPRESSOR, SHEAR (FRONT)	5
							4
							3
1	1	1	-	C	1-455888-9	SPACER, CRIMPER	2
1	1	1	-	C	4-456408-1	CRIMPER, WIRE	1

QTY REQD PER ASSY	WIRE STRIP LENGTH	TERM APPL SPEC	FEED	APPL INSTRUCTION	SET UP GAGE	LAYOUT
-3	-2	-1	U/M	DWG SIZE	PART NO	DESCRIPTION
						ITEM NO

QTY REQD PER ASSY				PARTS LIST			