



Connectors > Power Connectors > Rectangular Power > Rectangular Power Connectors



Rectangular Power Connector Type: **Connector Assembly**

Connector & Housing Type: **Plug**

Connector System: **Board-to-Board, Wire-to-Board**

Number of Positions: **1**

Centerline (Pitch): **2.54 mm [.1 in]**

Features

Product Type Features

Rectangular Power Connector Type	Connector Assembly
Connector & Housing Type	Plug
Connector System	Board-to-Board, Wire-to-Board
Sealable	No
Connector & Contact Terminates To	Printed Circuit Board

Configuration Features

Number of Positions	1
PCB Mount Orientation	Vertical
Number of Power Positions	0
Number of Signal Positions	0
Number of Rows	1
Board-to-Board Configuration	Parallel

Electrical Characteristics

Operating Voltage	0 VDC
-------------------	-------

Contact Features

Mating Post Length	11.94 mm[.47 in]
Contact Fabrication	Solid
PCB Contact Termination Area Plating Material Thickness	5.08 μ m[200 μ in]
Contact Mating Area Plating Material	Silver

Contact Base Material	Copper Alloy
Contact Current Rating (Max)	35 A
Contact Retention Within Housing	Without
Contact Type	Pin
PCB Contact Termination Area Plating Material	Silver
Contact Mating Area Plating Material Thickness	5.08 μ m[200 μ in]

Termination Features

Termination Post & Tail Length	4.57 mm[.18 in]
Termination Method to Printed Circuit Board	Through Hole - Press-Fit

Mechanical Attachment

Mating Retention	With
Mating Alignment	Without
PCB Mount Retention	With
PCB Mount Retention Type	Action/Compliant Tail
Mating Retention Type	Lock
Connector Mounting Type	Board Mount

Housing Features

Centerline (Pitch)	2.54 mm[.1 in]
Housing Color	Black
Housing Material	Polyester

Dimensions

Connector Height	25.08 mm[.987 in]
PCB Thickness (Recommended)	1.57 mm[.062 in]
Product Width	10.16 mm[.4 in]
	.47 in[.5 in]

Usage Conditions

Operating Temperature Range	-40 – 105 $^{\circ}$ C[-40 – 221 $^{\circ}$ F]
-----------------------------	--

Operation/Application

Circuit Application	Power
---------------------	-------

Industry Standards

UL Rating	Recognized
Agency/Standard	UL

Approved Standards	UL 1977
UL Flammability Rating	UL 94V-0
Glow Wire Rating	Standard Part - Not Glow Wire

Packaging Features

Packaging Quantity	56
Packaging Method	Box & Tray, Tray

Product Compliance


[For compliance documentation, visit the product page on TE.com>](#)

EU RoHS Directive 2011/65/EU	Not Yet Reviewed
EU ELV Directive 2000/53/EC	Compliant with Exemptions
China RoHS 2 Directive MIIT Order No 32, 2016	Restricted Materials Above Threshold
EU REACH Regulation (EC) No. 1907/2006	Current ECHA Candidate List: JUNE 2023 (235) Candidate List Declared Against: JUN 2012 (84) SVHC > Threshold: Not Yet Reviewed
Halogen Content	Not Yet Reviewed for halogen content
Solder Process Capability	Wave solder capable to 265°C

Product Compliance Disclaimer

This information is provided based on reasonable inquiry of our suppliers and represents our current actual knowledge based on the information they provided. This information is subject to change. The part numbers that TE has identified as EU RoHS compliant have a maximum concentration of 0.1% by weight in homogenous materials for lead, hexavalent chromium, mercury, PBB, PBDE, DBP, BBP, DEHP, DIBP, and 0.01% for cadmium, or qualify for an exemption to these limits as defined in the Annexes of Directive 2011/65/EU (RoHS2). Finished electrical and electronic equipment products will be CE marked as required by Directive 2011/65/EU. Components may not be CE marked. Additionally, the part numbers that TE has identified as EU ELV compliant have a maximum concentration of 0.1% by weight in homogenous materials for lead, hexavalent chromium, and mercury, and 0.01% for cadmium, or qualify for an exemption to these limits as defined in the Annexes of Directive 2000/53/EC (ELV). Regarding the REACH Regulations, TE's information on SVHC in articles for this part number is still based on the European Chemical Agency (ECHA) 'Guidance on requirements for substances in articles' (Version: 2, April 2011), applying the 0.1% weight on weight concentration threshold at the finished product level. TE is aware of the European Court of Justice ruling of September 10th, 2015 also known as O5A (Once An Article Always An Article) stating that, in case of 'complex object', the threshold for a SVHC must be applied to both the product as a whole and simultaneously to each of the articles forming part of its composition. TE has evaluated this ruling based on the new ECHA "Guidance on requirements for substances in articles" (June 2017, version 4.0) and will be updating its statements accordingly.


Also in the Series | [ICCON](#)



Backplane Power Connectors(2)



Busbar Connectors(3)



Power Contacts(4)



Power Terminals(3)



Rectangular Power Connectors(15)

Customers Also Bought



TE Part #6643220-1
SLIMLINE,ICCON,SKT,ASSY



TE Part #6643269-1
ICCON,SKT,ASSY



TE Part #6643274-1
ICCON,PIN,ASSY



TE Part #6643433-1
ICCON,PIN,ASSY



TE Part #6643232-1
ICCON,SKT,ASSY




TE Part #6643431-1
ICCON,PIN,ASSY



TE Part #1-1986712-2
SCREWLESS, SW, 12P, 5.08 PCB



TE Part #6643228-1
SLIMLINE,ICCON,PIN,ASSY



TE Part #2361483-1

Documents



Product Drawings

[ICCON,PIN,ASSY](#)

English

CAD Files

[3D PDF](#)

3D

Customer View Model

[ENG_CVM_CVM_6643271-1_A.2d_dxf.zip](#)

English

Customer View Model

[ENG_CVM_CVM_6643271-1_A.3d_igs.zip](#)

English

Customer View Model

[ENG_CVM_CVM_6643271-1_A.3d_stp.zip](#)

English

By downloading the CAD file I accept and agree to the [Terms and Conditions](#) of use.

Datasheets & Catalog Pages

[POWER_CONNECTORS_CATALOG_SEC01_BOARD_TO_BOARD](#)

English

[2_PIECE_POWER_CONNECTORS_qrg_4-1773458-1](#)

English

Product Specifications

[Application Specification](#)

English