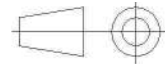

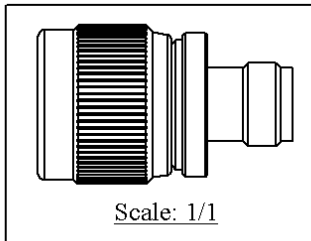
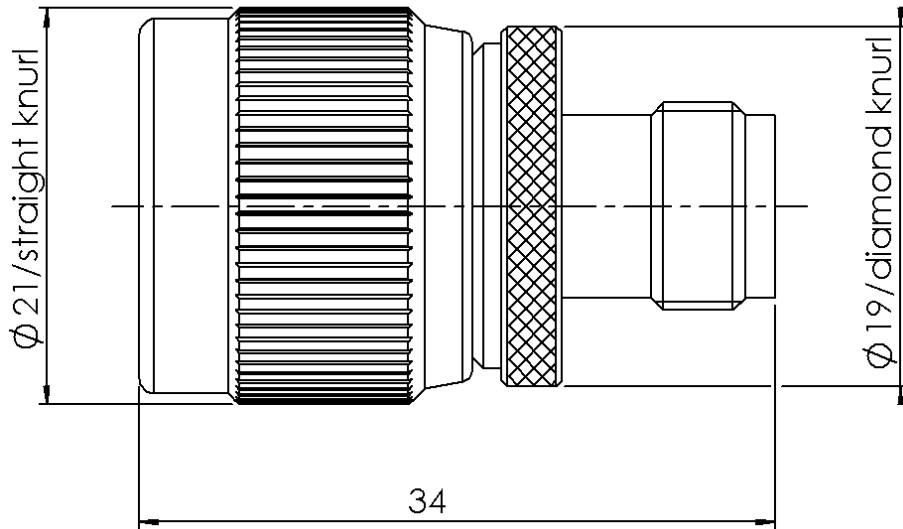


TNC FEMALE - N MALE STRAIGHT ADAPTER

R191.513.000

Série : ADAPT



All dimensions are in mm.

COMPONENTS	MATERIALS	PLATING (μm)
BODY	BRASS	NICKEL 2
CENTER CONTACT	BERYLLIUM COPPER	GOLD 0.5 OVER NICKEL 2
OUTER CONTACT	BRASS	NICKEL 2
INSULATOR	PTFE	
GASKET	SILICONE RUBBER	
OTHERS PARTS	BRASS	NICKEL 2
-	-	-
-	-	-

Issue : 0812 R

In the effort to improve our products, we reserve the rights to make changes judged to be necessary.



TNC FEMALE - N MALE STRAIGHT ADAPTER

R191.513.000

Série : ADAPT

PACKAGING

SPECIFICATION

Standard	Unit	Other
1		Contact us

ELECTRICAL CHARACTERISTICS

ENVIRONMENTAL

Impedance		50 Ω
Frequency		0-11 GHz
VSWR	1.30 + 0,0000	x F(GHz) Maxi
Insertion loss		0.06 √F(GHz) dB Maxi
RF leakage	- (101 - F(GHz)) dB Maxi
Voltage rating		500 Veff Maxi
Dielectric withstanding voltage		1500 Veff mini
Insulation resistance		5000 MΩ mini

Operating	-65/+165 °C
Hermetic seal	NA Atm.cm3/s
Panel leakage	NA

MECHANICAL CHARACTERISTICS

OTHER CHARACTERISTICS

Center contact retention		
Axial force – Mating end		18 N mini
Axial force – Opposite end		18 N mini
Torque		NA N.cm mini
Recommended torque		
Mating	N	0 N.cm
	TNC	0 N.cm
	-	0 N.cm
Panel nut		NA N.cm
Mating life		500 Cycles mini
Weight		38 g

Issue : 0812 R

In the effort to improve our products, we reserve the rights to make changes judged to be necessary.



RADIALL®