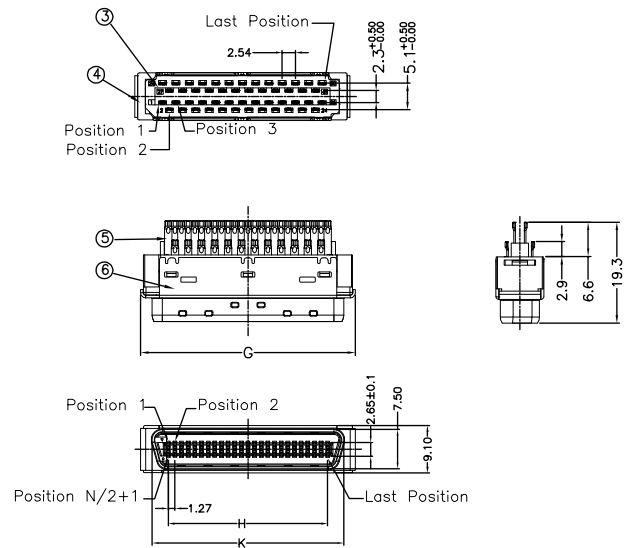
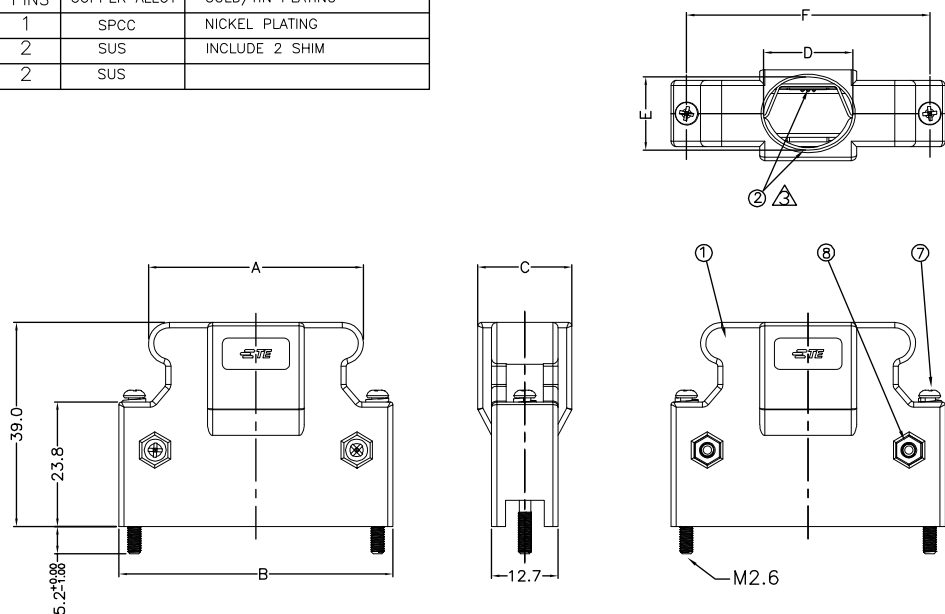


| THIS DRAWING IS UNPUBLISHED. |               | RELEASED FOR PUBLICATION |              |                    |
|------------------------------|---------------|--------------------------|--------------|--------------------|
| © COPYRIGHT - By -           |               | ALL RIGHTS RESERVED.     |              |                    |
| ITEM                         | PART NAME     | Q'TY/EA                  | MATERIALS    | NOTE               |
| ①                            | PLASTIC SHELL | 2                        | ABS          |                    |
| ②                            | CLAMP         | 2                        | SPCC         | NICKEL/TIN PLATING |
| ③                            | COVER         | 1                        | PBT          | UL 94V-0           |
| ④                            | HOUSING       | 1                        | PBT          | UL 94V-0           |
| ⑤                            | CONTACT       | PINS                     | COPPER ALLOY | GOLD/TIN PLATING   |
| ⑥                            | SHELL         | 1                        | SPCC         | NICKEL PLATING     |
| ⑦                            | SCREW         | 2                        | SUS          | INCLUDE 2 SHIM     |
| ⑧                            | SCREW NUT     | 2                        | SUS          |                    |

| LOC | DIST | REVISIONS     |           |     |      |
|-----|------|---------------|-----------|-----|------|
| P   | LTR  | DESCRIPTION   | DATE      | DWN | APVD |
|     | A    | NEW RELEASE   | 30JUL2013 | HW  | XX   |
|     | A1   | REVISED       | 13NOV2013 | HW  | XX   |
|     | A2   | ECR-15-004572 | 25MAR2015 | FY  | XX   |
|     | A3   | ECR-15-008843 | 08JUN2015 | FY  | XX   |
|     | A4   | ECR-17-005391 | 18JUL2017 | L.Z | C.W  |



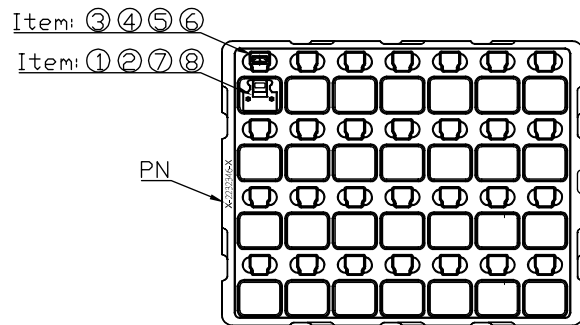
NOTE:  
 1. MATERIAL:  
 1.1 HOUSING:GLASS REINFORCED POLYESTER(PBT) UL94-V0,BLACK  
 1.2 CONTACT:PHOSPHOR BRONZE  
 1.3 SHROUD:SPCC  
 2. FINISH  
 2.1 CONTACT  
 CONTACT AREA PLATED:GOLD 10U"[0.254um] OR 30U"[0.76um]  
 SOLDER AREA PLATED:TIN 80U"[2um] MIN. LEAD FREE  
 OVER NICKEL 50U"[1.27um] UNDER PLATING OVERALL  
 2.2 SHELL  
 NICKEL 200U"[5.08um] MIN. OVER COPPER 200U"[5.08um] MIN.  
 △ SOLDER WIRE GAUGE AND CABLE OD REFER TABLE

|           |          |        |        |        |        |        |        |        |        |        |             |         |             |
|-----------|----------|--------|--------|--------|--------|--------|--------|--------|--------|--------|-------------|---------|-------------|
| 11.4~13.1 | 24~30    | 36.66  | 30.48  | 41.1   | 46.5   | 14.0   | 17.0   | 18.0   | 52.4   | 41.1   | 50          | 30u"    | 5-2232346-2 |
| 11.4~13.1 | 24~30    | 36.66  | 30.48  | 41.1   | 46.5   | 14.0   | 17.0   | 18.0   | 52.4   | 41.1   | 50          | 10u"    | 5-2232346-1 |
| 11.4~13.1 | 24~30    | 27.77  | 21.59  | 32.2   | 37.6   | 14.0   | 17.0   | 18.0   | 43.5   | 32.2   | 36          | 30u"    | 4-2232346-2 |
| 11.4~13.1 | 24~30    | 27.77  | 21.59  | 32.2   | 37.6   | 14.0   | 17.0   | 18.0   | 43.5   | 32.2   | 36          | 10u"    | 4-2232346-1 |
| 8.7~10.0  | 24~30    | 21.42  | 15.24  | 25.9   | 31.3   | 10.0   | 12.0   | 14.0   | 37.2   | 25.9   | 26          | 30u"    | 3-2232346-2 |
| 8.7~10.0  | 24~30    | 21.42  | 15.24  | 25.9   | 31.3   | 10.0   | 12.0   | 14.0   | 37.2   | 25.9   | 26          | 10u"    | 3-2232346-1 |
| 8.7~10.0  | 24~30    | 17.61  | 11.43  | 22.1   | 27.5   | 10.0   | 12.0   | 14.0   | 33.4   | 22.1   | 20          | 30u"    | 2-2232346-2 |
| 8.7~10.0  | 24~30    | 17.61  | 11.43  | 22.1   | 27.5   | 10.0   | 12.0   | 14.0   | 33.4   | 22.1   | 20          | 10u"    | 2-2232346-1 |
| 5.7~7.0   | 24~30    | 13.80  | 7.62   | 18.2   | 23.6   | 7.0    | 8.5    | 12.7   | 29.5   | 18.2   | 14          | 30u"    | 1-2232346-2 |
| 5.7~7.0   | 24~30    | 13.80  | 7.62   | 18.2   | 23.6   | 7.0    | 8.5    | 12.7   | 29.5   | 18.2   | 14          | 10u"    | 1-2232346-1 |
| CABLE OD  | WIRE AWG | DIM. K | DIM. H | DIM. G | DIM. F | DIM. E | DIM. D | DIM. C | DIM. B | DIM. A | NO. OF POS. | Au PLAT | TE NO.      |

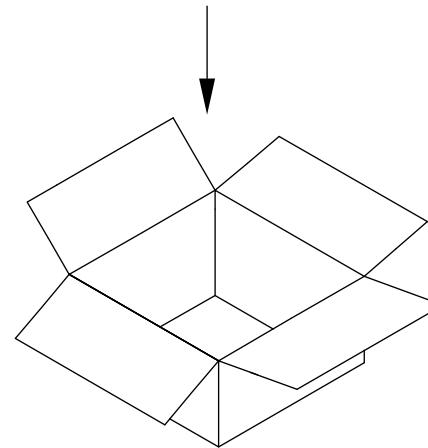
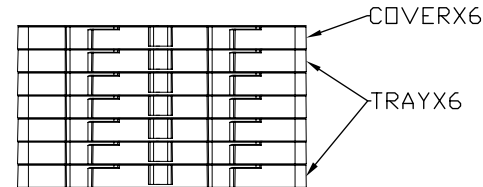
|  |  |                                  |                         |                    |
|--|--|----------------------------------|-------------------------|--------------------|
| THIS DRAWING IS A CONTROLLED DOCUMENT.   |  | DWN<br>FENCER YU<br>08JUN2015    | TE Connectivity         |                    |
|  |  | CHK<br>KOBBOY ZHAO<br>08JUN2015  |                         |                    |
| DIMENSIONS:<br>mm  |  | APVD<br>XIANG XU<br>08JUN2015    | NAME                    |                    |
| TOLERANCES UNLESS OTHERWISE SPECIFIED:<br>0 PLC ± 0.35<br>1 PLC ± 0.30<br>2 PLC ± 0.25<br>3 PLC ± -<br>4 PLC ± -<br>ANGLES ± 2 |  | SCSI .05 PLUG<br>SCREW TYPE LOCK |                         |                    |
| MATERIAL   |  | PRODUCT SPEC<br>108-106126       | APPLICATION SPEC        |                    |
|  |  | WEIGHT                           | SIZE<br>A3              | CAGE CODE<br>00779 |
|  |  | CUSTOMER DRAWING                 | DRAWING NO<br>C-2232346 | RESTRICTED TO      |
|  |  | SCALE<br>1:1                     | SHEET<br>1 OF 2         | REV<br>A4          |

THIS DRAWING IS UNPUBLISHED. RELEASED FOR PUBLICATION  
 © COPYRIGHT - By - ALL RIGHTS RESERVED.

| LOC | DIST | REVISIONS   |      |     |      |
|-----|------|-------------|------|-----|------|
| P   | LTR  | DESCRIPTION | DATE | DWN | APVD |
| -   | -    | SEE SHEET 1 | -    | -   | -    |



TRAY:400X315X25



BOX:411X327X195

| 126     | 6        | 21       | 5-2232346-2 |
|---------|----------|----------|-------------|
| 126     | 6        | 21       | 5-2232346-1 |
| 168     | 6        | 28       | 4-2232346-2 |
| 168     | 6        | 28       | 4-2232346-1 |
| 168     | 6        | 28       | 3-2232346-2 |
| 168     | 6        | 28       | 3-2232346-1 |
| 168     | 6        | 28       | 2-2232346-2 |
| 168     | 6        | 28       | 2-2232346-1 |
| 168     | 6        | 28       | 1-2232346-2 |
| 168     | 6        | 28       | 1-2232346-1 |
| PCS/BOX | TRAY/BOX | PCS/TRAY | TE NO.      |

|  |  |  |                 |  |
|--|--|--|-----------------|--|
| THIS DRAWING IS A CONTROLLED DOCUMENT. |  | DWN<br>FENCER YU<br>08JUN2015  | TE Connectivity |  |
|  |  | CHK<br>KOBBOY ZHAO<br>08JUN2015  |                 |  |
| DIMENSIONS:<br>mm                      |  | TOLERANCES UNLESS OTHERWISE SPECIFIED:<br>0 PLC ± 0.35<br>1 PLC ± 0.30<br>2 PLC ± 0.25<br>3 PLC ± -<br>4 PLC ± -<br>ANGLES ± 2 |                 | APVD<br>XIANG XU<br>08JUN2015<br>NAME<br>SCSI .05 PLUG<br>SCREW TYPE LOCK<br>- |
|  |  | PRODUCT SPEC<br>108-106126<br>APPLICATION SPEC<br>-  |                 | SIZE<br>A3   |
| MATERIAL<br>-                          |  | FINISH<br>-  |                 | CAGE CODE<br>00779   |
|  |  | WEIGHT<br>-  |                 | DRAWING NO<br>C=2232346  |
|  |  | CUSTOMER DRAWING   |                 | RESTRICTED TO<br>-   |
|  |  | SCALE 1:1  |                 | SHEET 2 OF 2<br>REV A4   |