

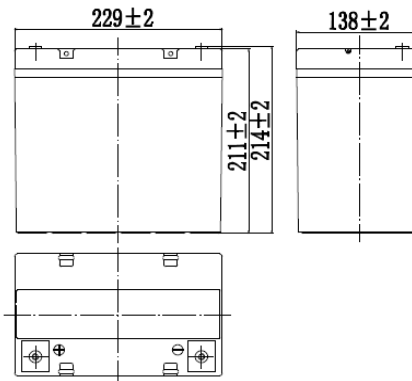
## BW 12550 DC (12V55Ah)

### SPECIFICATIONS

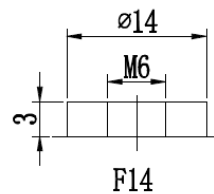
Nominal Voltage		12 V						
Capacity (25°C)	20HR	55 Ah						
	5HR	44 Ah						
	1HR	30.5 Ah						
Dimension	Length	229 ± 2mm (9.02inch)						
	Width	138 ± 2mm (5.43inch)						
	Height	211 ± 2mm (8.31inch)						
	Total Height	214 ± 2mm (8.43inch)						
Approx. Weight		15.5kg (34.2lbs) ± 4%						
Terminal type		Z (Pic) or M6						
Internal resistance (Fully charged, 25°C)		Approx. 7.5m Ω						
Capacity affected by temperature (10HR)	40°C	102%						
	25°C	100%						
	0°C	85%						
	-15°C	65%						
Self-discharge (25°C)	3 month	Remaining Capacity: 91%						
	6 month	Remaining Capacity: 82%						
	12 month	Remaining Capacity: 65%						
Nominal operating temperature		25°C ± 3°C (77°F ± 5°F)						
Operating temperature range	Discharge	-15°C ~ 50°C (5°F ~ 122°F)						
	Charge	-10°C ~ 50°C (14°F ~ 122°F)						
	Storage	-20°C ~ 50°C (-4°F ~ 122°F)						
Float charging voltage(25°C)		13.50 to 13.80V Temperature compensation: -18mV/°C						
Cyclic charging voltage(25°C)		14.50 to 15.00V Temperature compensation: -30mV/°C						
Maximum charging current		15A						
Maximum discharge current		500 A(5 sec.)						
Designed floating life(20°C)		10 years						
Component	Positive plate	Negative plate	Container	Cover	Separator	Electrolyte	Safety valve	Terminal
Raw material	Lead dioxide	Lead	ABS	ABS	AGM	Sulfuric acid	Rubber	Copper



### DIMENSIONS



### TERMINAL



### CONSTRUCTION

### CONSTANT CURRENT DISCHARGE CHARACTERISTICS (A, 25°C)

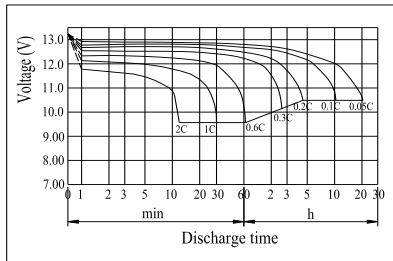
F.V/TIME	10min	15min	30min	60min	2h	3h	4h	5h	8h	10h	20h
9.60V	109	84.0	50.3	30.9	18.3	13.0	10.5	8.98	6.17	5.09	2.70
9.90V	106	82.0	49.2	30.4	18.2	12.9	10.4	8.92	6.13	5.08	2.69
10.2V	101	79.0	47.7	29.7	18.0	12.8	10.4	8.86	6.09	5.07	2.68
10.5V	97.0	76.3	46.6	29.0	17.7	12.8	10.3	8.80	6.05	5.04	2.67
10.8V	91.6	72.2	44.9	28.1	17.3	12.4	9.99	8.54	5.87	5.00	2.65

**CONSTANT POWER DISCHARGE CHARACTERISTICS (WATT, 25°C)**

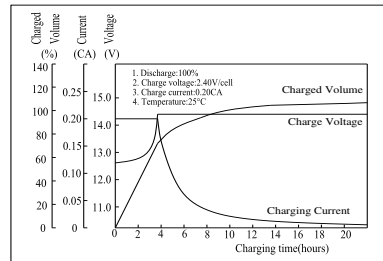
F.V/TIME	10min	15min	30min	60min	2h	3h	4h	5h	8h	10h	20h
9.60V	1177	922	564	352	212	153	124	106	73.3	60.8	32.4
9.90V	1142	900	553	347	210	152	123	105	72.9	60.7	32.3
10.2V	1095	867	536	338	208	151	122	105	72.4	60.5	32.2
10.5V	1048	837	523	331	205	150	121	104	71.9	60.1	32.0
10.8V	989	793	503	321	200	145	117	101	69.7	59.7	31.8

Note: The above characteristics data can be obtained within three charge/discharge cycles.

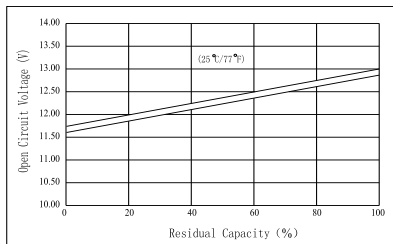
**Discharge Characteristics (25°C)**



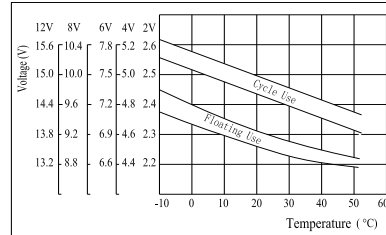
**Charging Characteristics (25°C)**



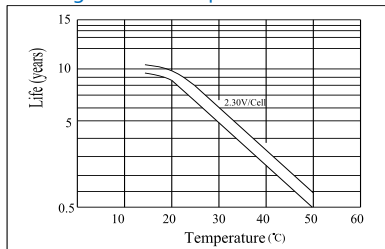
**The Relationship for Open Circuit Voltage and Residual Capacity (25°C)**



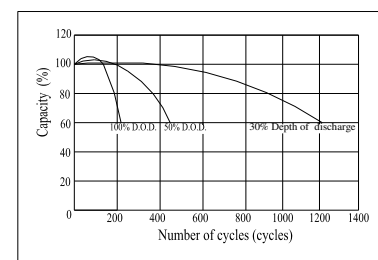
**The Relationship for Charging Voltage and Temperature**



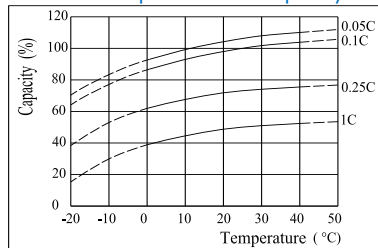
**Floating Life on Temperature**



**Cycle Life on D.O.D (25°C)**



**Effect of Temperature on Capacity**



**Self-discharge Characteristics**

