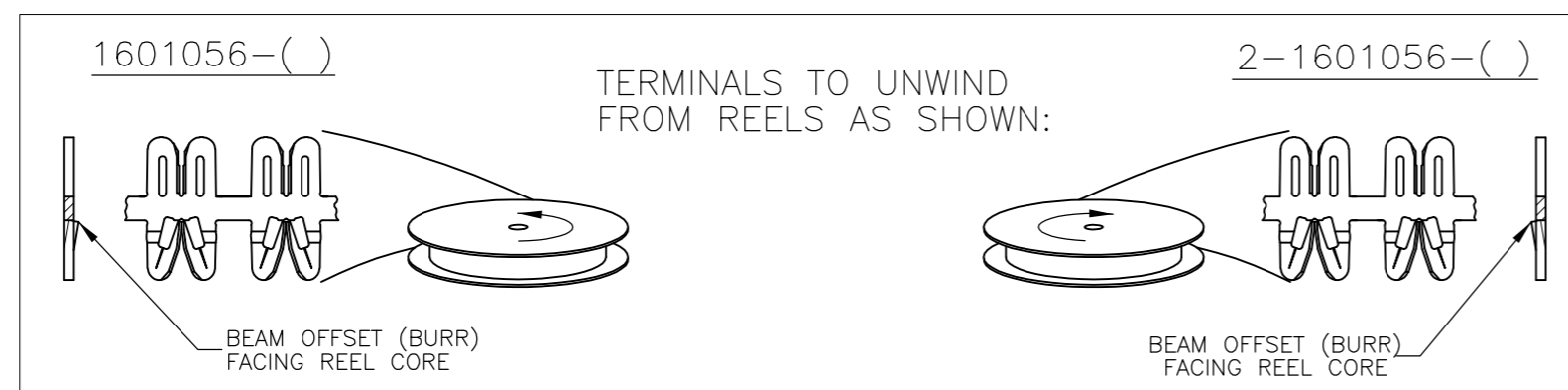
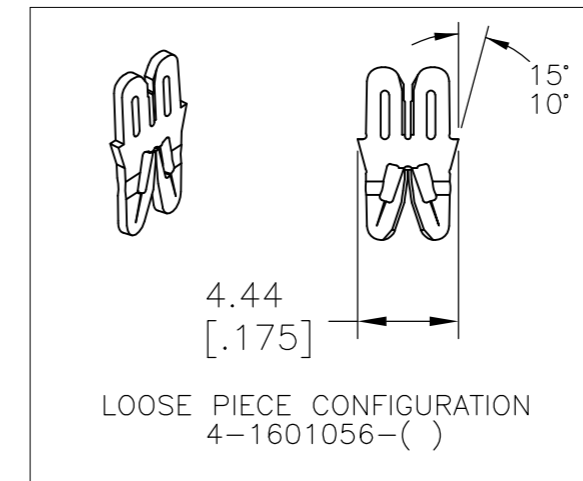
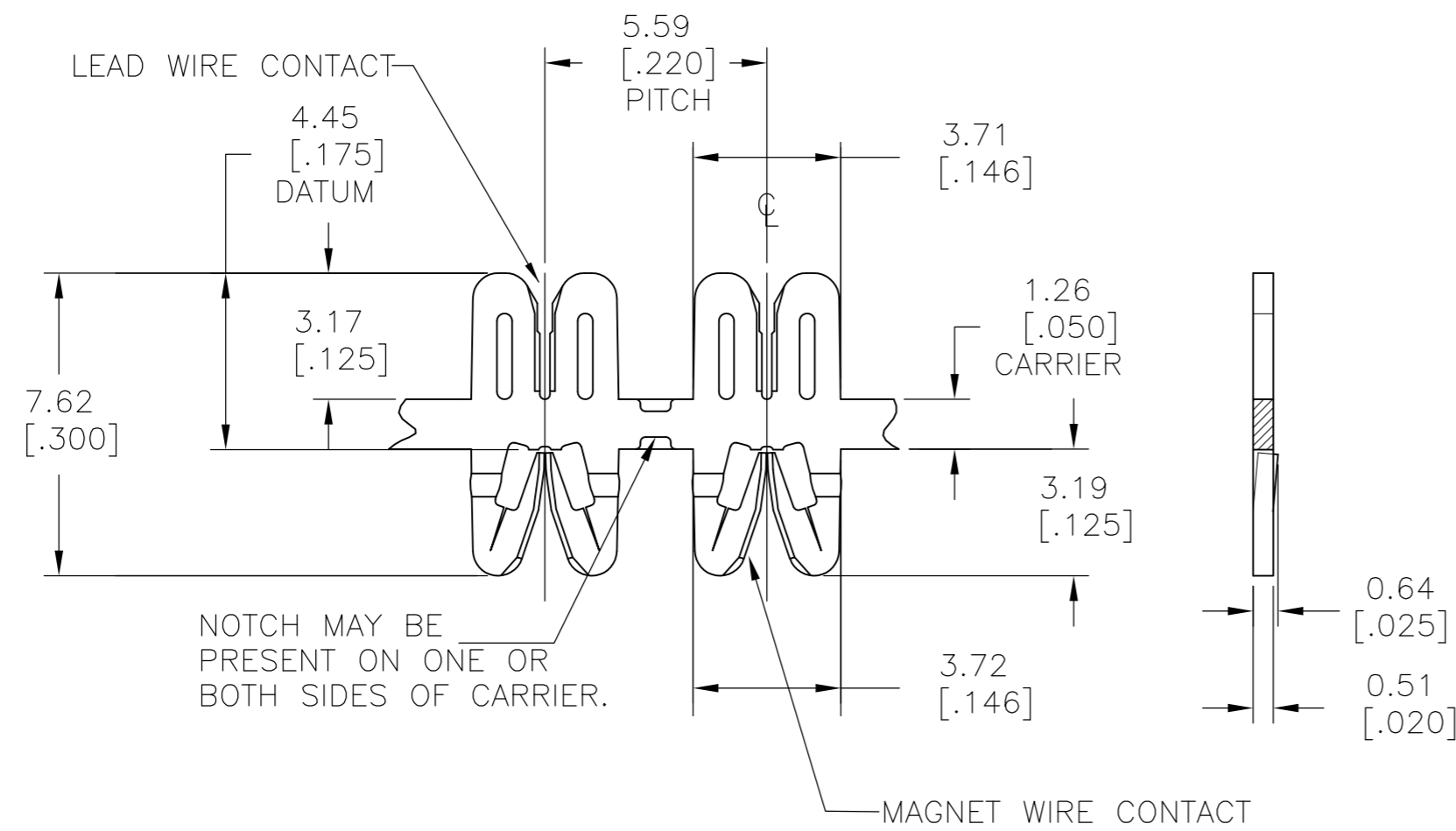


THIS DRAWING IS UNPUBLISHED. RELEASED FOR PUBLICATION
 © COPYRIGHT BY TYCO ELECTRONICS CORPORATION. ALL INTERNATIONAL RIGHTS RESERVED.

LOC		DIST		REVISIONS			
P	LTR	DESCRIPTION		DATE	DWN	APVD	
AF	50	C		REVISED PER ECR-10-007124	18MAY10	HMR	GJ

- SPECIFICATIONS: MAGNET WIRE #18 - #34 AWG, 1.02mm(.040")-0.16mm(.006") DIA COPPER. LEAD WIRE #20 AWG, (0.5mm²) STRANDED, BONDED OR SOLID. INSULATED LEAD WIRE. MAX INSULATION O.D. 2.9mm(.115") NO STRIPPING REQUIRED.
- POCKET RECOMMENDATION: #1601421
- TERMINALS APPLICATION TO COMPLY WITH TYCO ELECTRONICS SPECIFICATION 114-13166 FIGURE 3.
- SPECIAL PACKAGING. SPLICE FREE.
- PRELIMINARY - NOT FOR PRODUCTION.
- TWO (2) TERMINALS SHOWN FOR ILLUSTRATION PURPOSES ONLY



UNPLATED	031-119-000	4-1601056-1
UNPLATED	-	3-1601056-1
UNPLATED	131-120-000	2-1601056-1
UNPLATED	131-119-000	1601056-1
FINISH	REFERENCE PART NUMBER	TE PART NUMBER
THIS DRAWING IS A CONTROLLED DOCUMENT.		
DWN J.WELLER 11JAN2002		Tyco Electronics Corporation Harrisburg, PA 17105-3608
CHK M.FEHER 11JAN2002		
APVD K.RANDOLPH 11JAN2002		
NAME		
DIMENSIONS: mm [INCHES]		PRODUCT SPEC 108-2085 APPLICATION SPEC SIZE A2 CAGE CODE 00779 DRAWING NO C=1601056 RESTRICTED TO -
TOLERANCES UNLESS OTHERWISE SPECIFIED:		SCALE 6:1 SHEET 1 OF 1 REV C
0 PLC ± -		
1 PLC ± -		
2 PLC ± 0.13[.005]		
3 PLC ± -		
4 PLC ± -		
ANGLES ± 2°		
MATERIAL BRASS, SPRING HARD	FINISH SEE TABLE	WEIGHT -
CUSTOMER DRAWING		