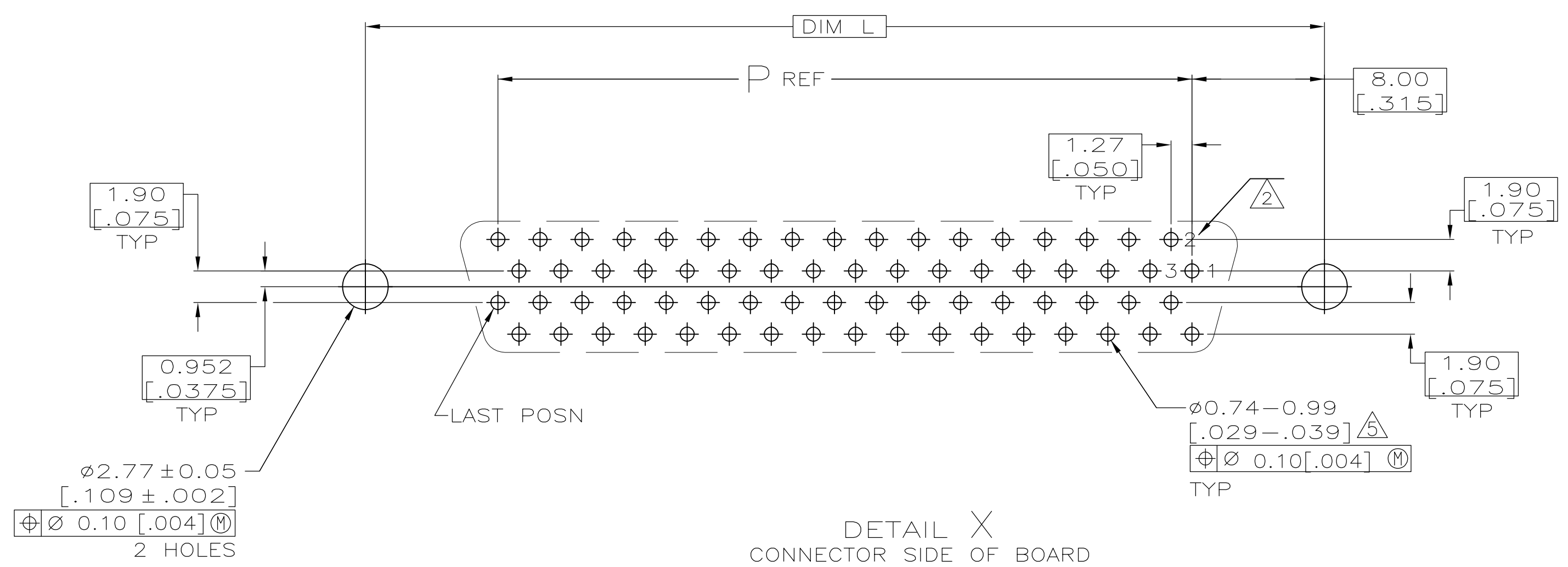
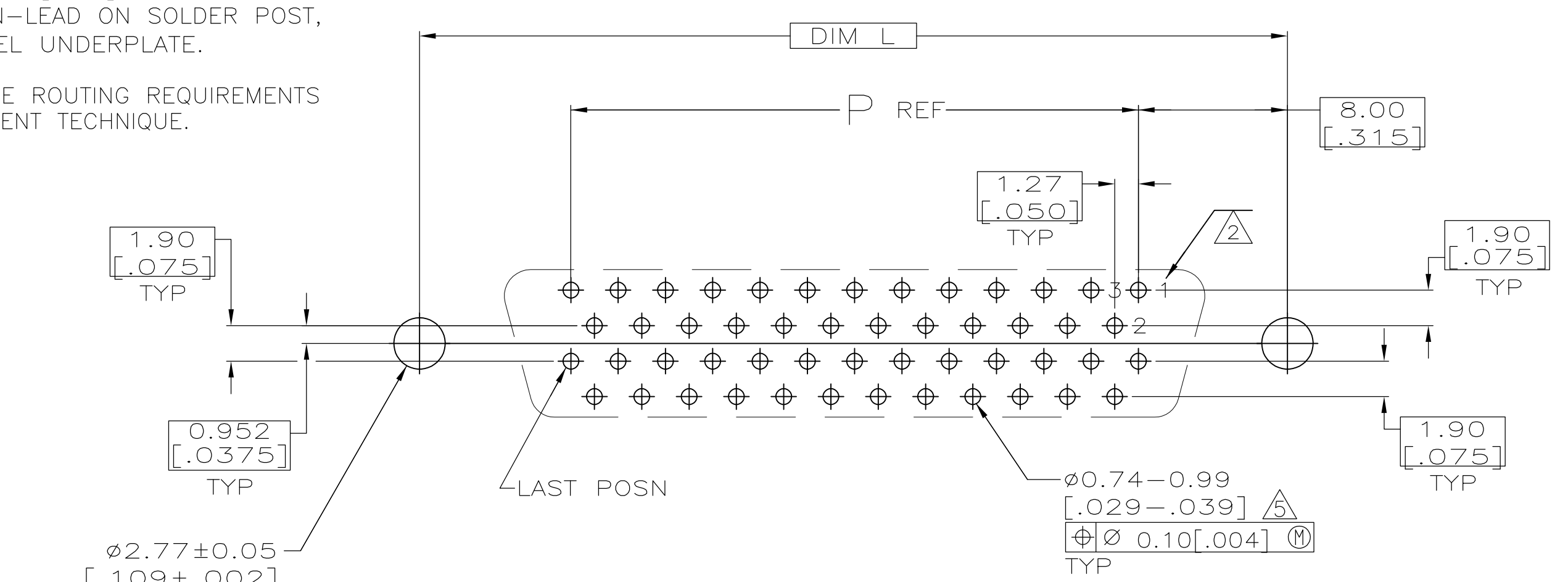
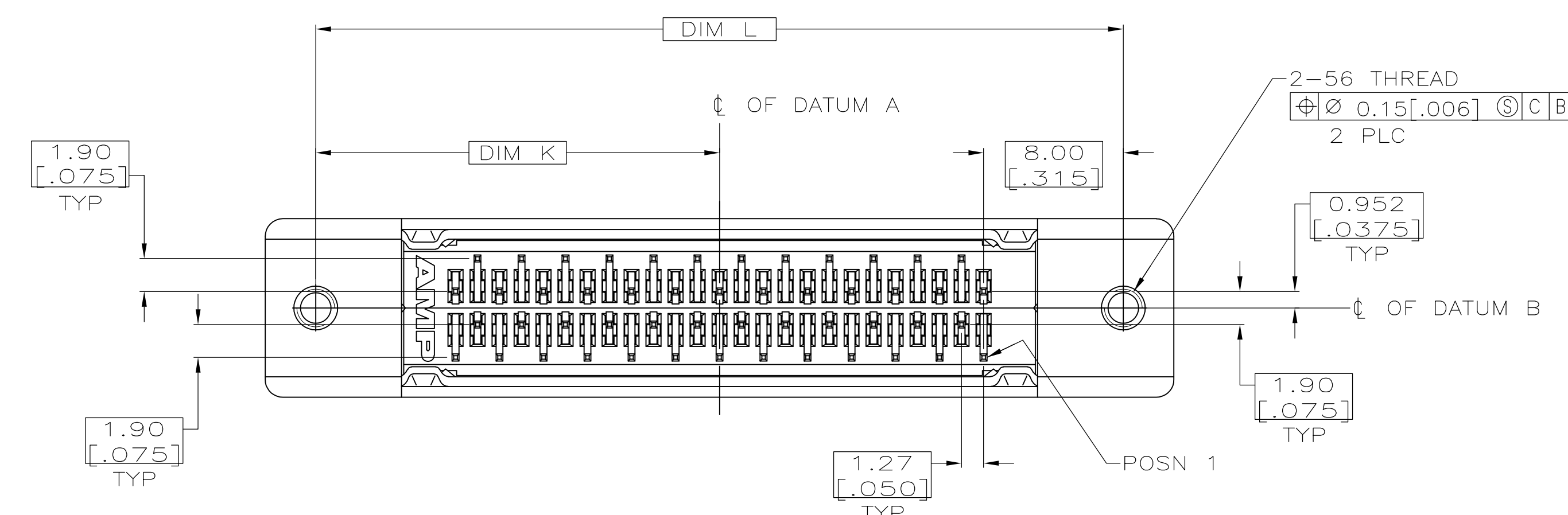
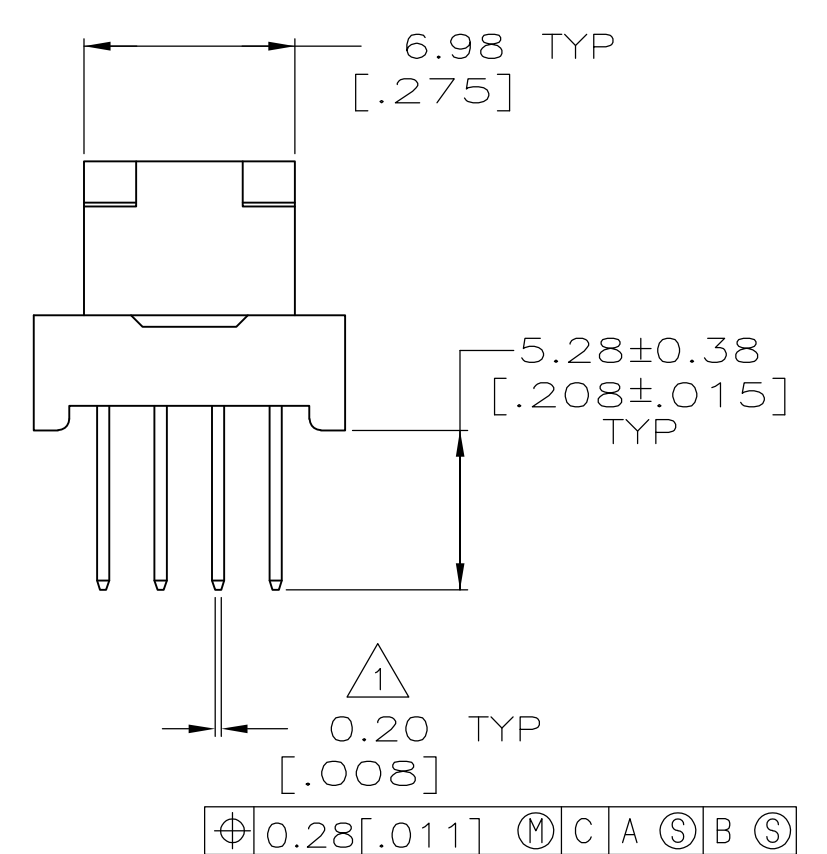
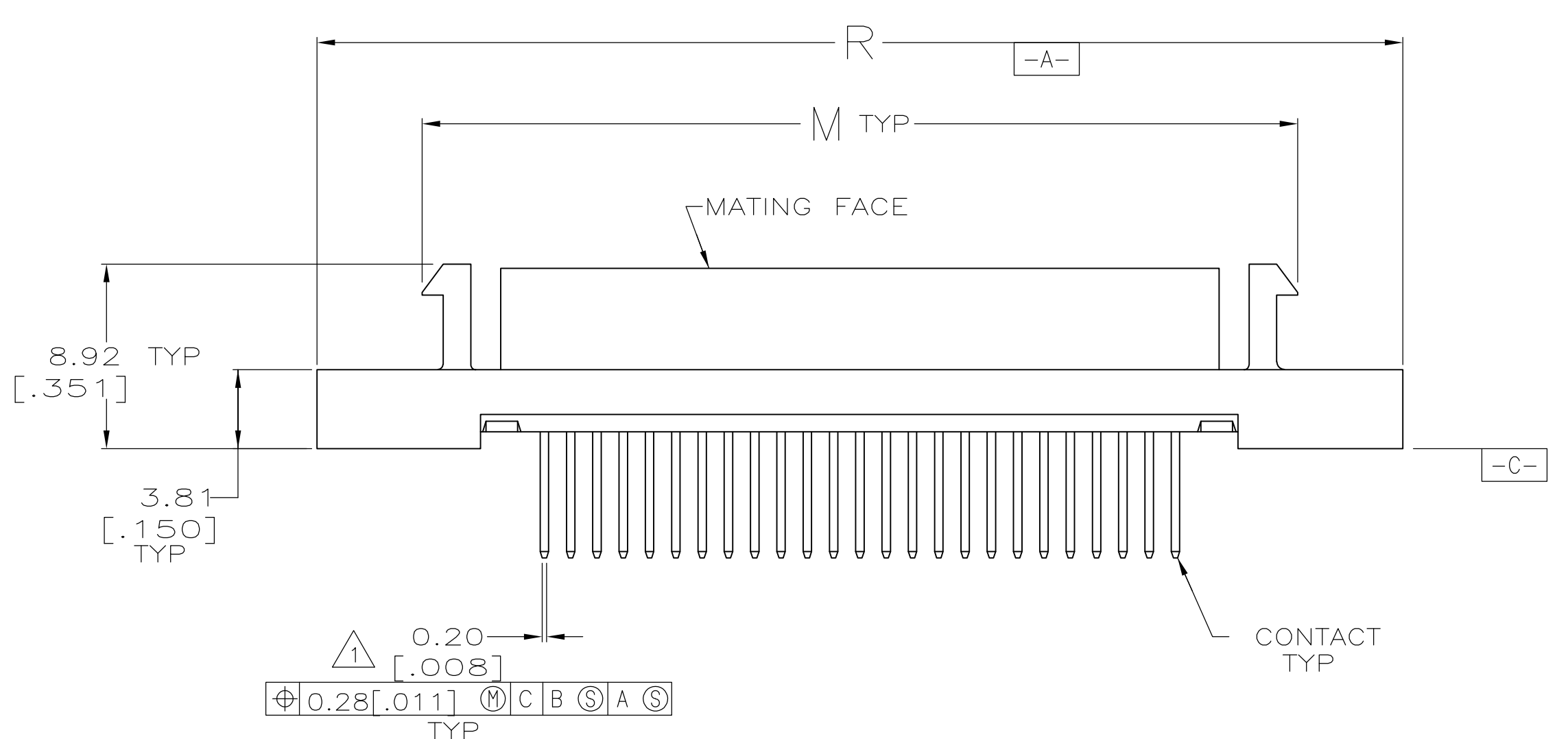
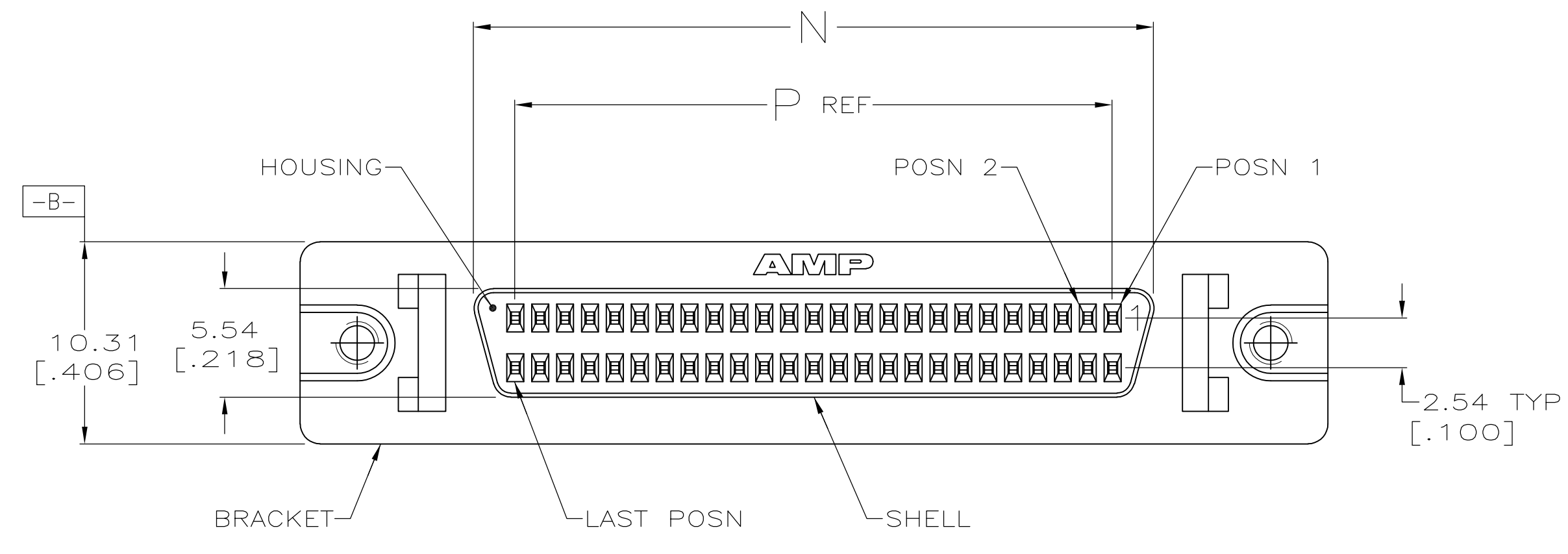


- △ POSITION TOLERANCE APPLIES AT CONTACT TIP.
- △ POSITION NUMBERS SHOWN FOR REFERENCE ONLY.
- △ MATERIAL  
 HOUSING: POLYESTER, UL 94V-0 RATED, BLACK.  
 SHELL: CARBON STEEL PER ASTM A109.  
 CONTACTS: PHOSPHOR BRONZE PER QQ-B-750.  
 BRACKET: ZINC
- △ FINISH  
 SHELL: 5.08µm [.000200] MIN NICKEL OVER 1.27µm [.000050] MIN COPPER.  
 BRACKET: 3.81µm [.000150] MIN NICKEL OVER 5.08µm [.000200] MIN COPPER.  
 CONTACTS: EITHER 0.76µm [.000030] MIN GOLD FOR A LENGTH OF 0.64 [.025] MIN, 0.13 [.005] MAX FROM MATING END, OR GOLD FLASH OVER PALLADIUM NICKEL, 0.76µm [.000030] MIN TOTAL FOR A LENGTH OF 0.64 [.025] MIN, 0.13 [.005] MAX FROM MATING END. 3.81µm [.000150] MIN TIN-LEAD ON SOLDER POST, ALL OVER 1.27µm [.000050] MIN NICKEL UNDERPLATE.
- △ ACTUAL HOLE SIZE WILL DEPEND ON TRACE ROUTING REQUIREMENTS BETWEEN HOLES AND CONNECTOR PLACEMENT TECHNIQUE.
- △ OBSOLETE PART NUMBER.



PER DETAIL X	63.88 [2.515]	41.91 [1.650]	46.13 [1.816]	53.72 [2.115]	57.91 [2.280]	28.96 [1.140]	68	△ 786136-7
PER DETAIL X	58.80 [2.315]	36.83 [1.450]	41.05 [1.616]	48.64 [1.915]	52.83 [2.080]	26.42 [1.040]	60	△ 786136-6
PER DETAIL Y	52.45 [2.065]	30.48 [1.200]	34.70 [1.366]	42.29 [1.665]	46.48 [1.830]	23.24 [.915]	50	786136-5
RECOMMENDED PCB MTG DIMENSIONS	R	P	N	M	L	K	NO OF POSN	PART NO

THIS DRAWING IS A CONTROLLED DOCUMENT.

DIMENSIONS: mm [INCHES]	TOLERANCES UNLESS OTHERWISE SPECIFIED:	DWN: S. WELDON 01/20/92	CHK: R. STONE 01/23/92	APVD: W. SWAIN 1/23/92	NAME: RECEPTACLE ASSEMBLY, SHIELDED, VERTICAL, .050 SERIES AMP/LITE
0 PLC ± -	1 PLC ± -	2 PLC ± 0.13 [.005]	3 PLC ± -	4 PLC ± -	SIZE: 108-1228
ANGLES ± -	FINISH ± -	APPLICATION SPEC: 114-40029	WEIGHT: -	CAGE CODE: 786136	RESTRICTED TO: -
CUSTOMER DRAWING			SCALE: 4:1	SHEET: 1 OF 1	REV: J