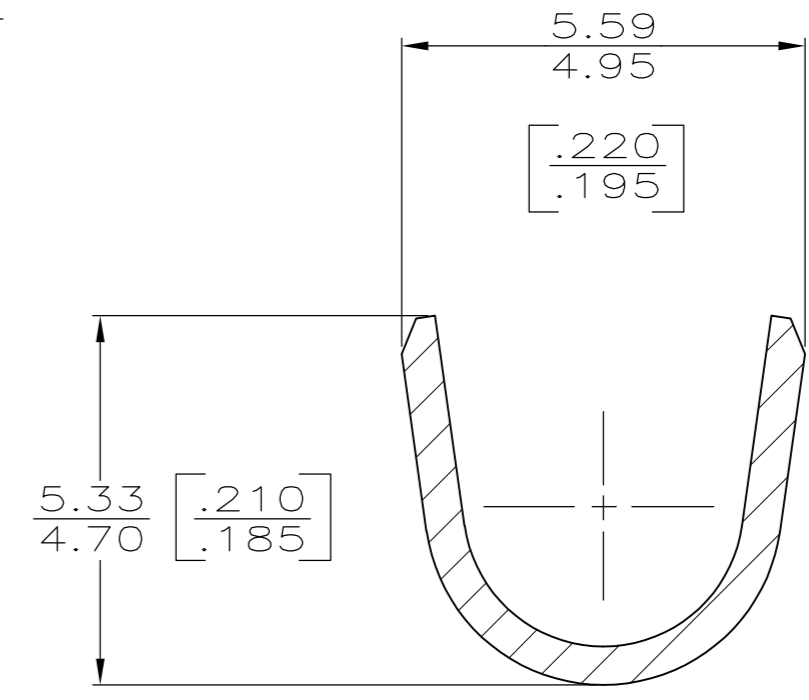
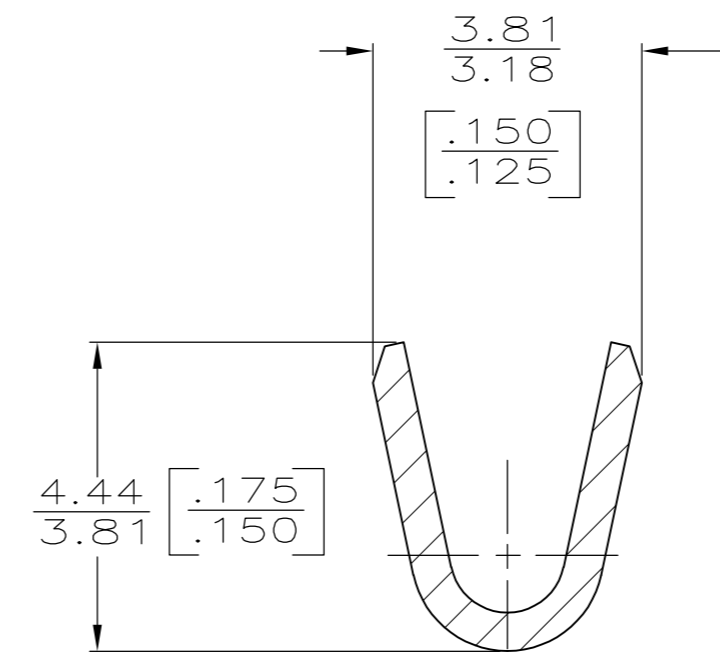
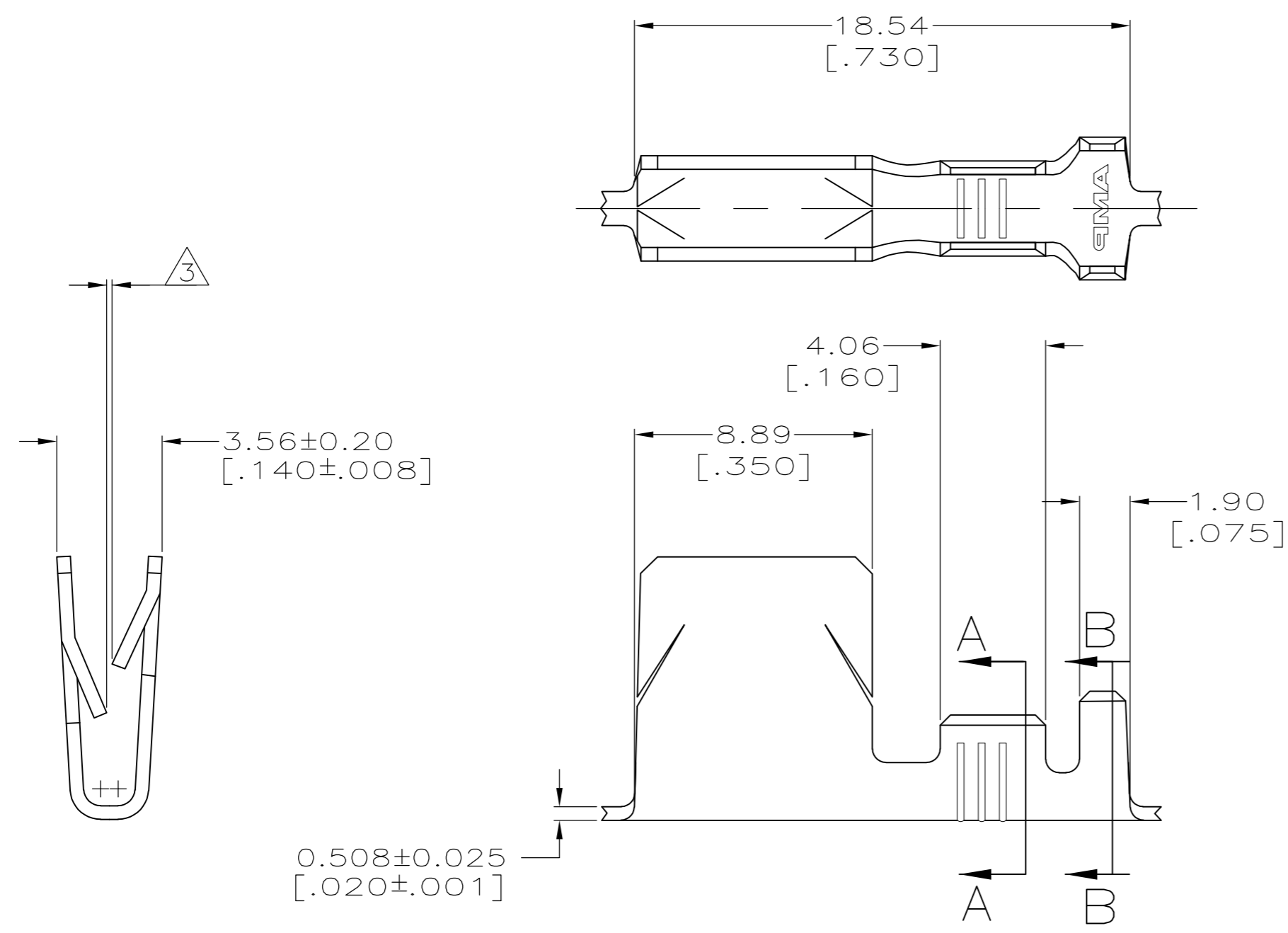


THIS DRAWING IS UNPUBLISHED. RELEASED FOR PUBLICATION
 © COPYRIGHT - By - ALL RIGHTS RESERVED.

LOC	DIST	REVISIONS			
P	LTR	DESCRIPTION	DATE	DWN	APVD
AF	50	F4	REVISED PER ECR-11-006190	30MAR11	HMR PD

- 1 CONTINUOUS STRIP ON REEL.
- 2 FOR 0.51-0.76 [.020-.030] PANEL THICKNESS.
- 3 0.13 [.005] GAP TO 0.25 [.010] OVERLAP ON TINES.
- 4 WITH INTERLEAVING PAPER
- 5 WIRE SIZE IS #18-#14 AWG
- 6 INSULATION RANGE IS 2.29-3.18 [.090-.125] DIA
- 7 PRELIMINARY - NOT FOR PRODUCTION



PRE-TIN	UNS C52100 H04 PHOS BRZ	7 63895-3
-	1/4 HARD STAINLESS STEEL	63895-1
FINISH	MATERIAL	PART NO.

THIS DRAWING IS A CONTROLLED DOCUMENT.		DWN 03/JUN/96 PHILLIP M FORTNEY	TE Connectivity	
DIMENSIONS: MM [INCHES]		CHK 03/JUN/96 JEFF RUTH	NAME	
TOLERANCES UNLESS OTHERWISE SPECIFIED:		APVD 03/JUN/96 MARK BARNABA	PRODUCT SPEC	
0 PLC ± -		APPLICATION SPEC		
1 PLC ± -		-		
2 PLC ± 0.25 [.010]		WEIGHT		
3 PLC ± -		-		
4 PLC ± -		SCALE 5:1 SHEET 1 of 1 REV F4		
ANGLES ± -		CUSTOMER DRAWING		
FINISH		SIZE CAGE CODE DRAWING NO RESTRICTED TO		
SEE TABLE		A2 00779 C=63895		