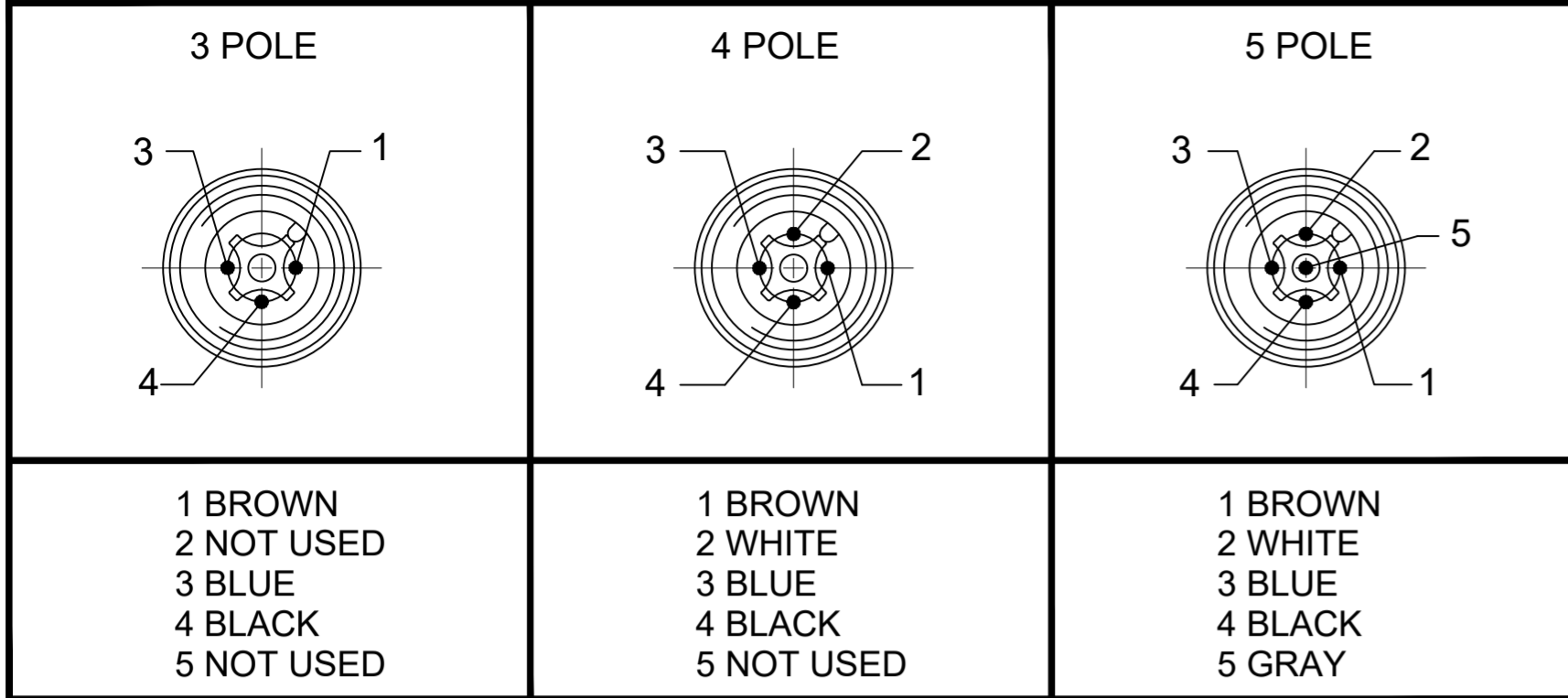
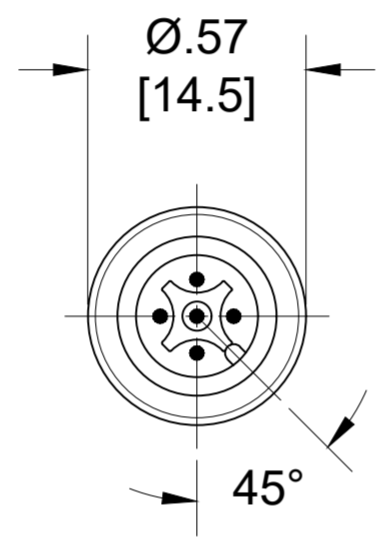


FACE VIEW - MALE INSERT

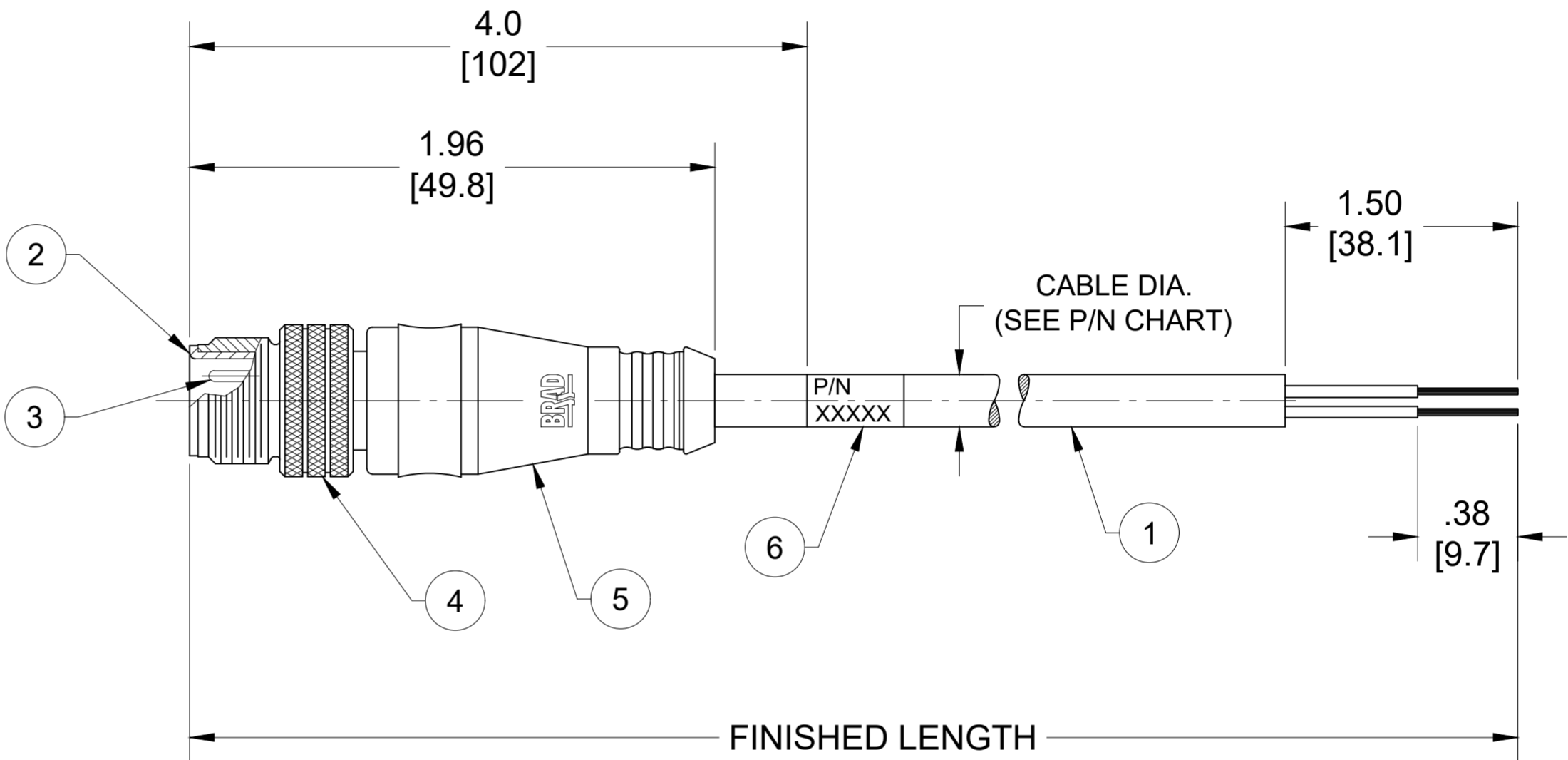


NOTES:

- MATERIAL: AS NOTED
- FINISH: AS NOTED
- ELECTRICAL:
VOLTAGE: 250V
CURRENT: 4A
- TEMP RATING: -20° TO +105°C (B)
- PROTECTION: IP67 (WHEN MATED)
- COUPLING THREAD: M12X1
- UL RECOGNIZED FILE: E152210
CSA CERTIFIED FILE: LR6837
- ALL DIMENSIONS ARE FOR REFERENCE
UNLESS TOLERANCED OR NOTED OTHERWISE



PART NO	ENGINEERING NO.	FINISHED LENGTH	POLES	CABLE DIA.
1200651113	803006K05M006	0.6M [2FT]	3	.20 [5.1]
1200652049	804006K05M150	15M [49FT 2 IN]	4	.21 [5.3]
1200652470	805006K05M300	30M [98FT 5 IN]	5	.23 [5.8]



CABLE FLEX CHARACTERISTICS

TORSIONAL FLEX TEST	10 MILLION CYCLES PER MIL-C-13777G
BEND FLEX TEST	10 MILLION CYCLES PER MIL-C-13777G
WELD SLAG RESISTANCE	WOODHEAD STANDARD S-300

PART NO. MATRIX
803006K05M006

POLES (3, 4 & 5)
FINISHED LENGTH
M005 = 0.5 METER
M010 = 1 METER
M100 = 10 METER

CABLE LENGTH TOLERANCES

<.3M [1FT]	+19mm-0 [+ .75in-0]
.3 - .9M [1 - 3FT]	+44.5mm-0 [+1.75in-0]
.9 - 1.8M [3 - 6FT]	+55.6mm-0 [+2.19in-0]
1.8 - 3.7M [6 - 12FT]	+88.9mm-0 [+3.50in-0]
3.7 - 7.3M [12 - 24FT]	+165.1mm-0 [+6.50in-0]
7.3-14.6M [24 - 48FT]	+317.5mm-0 [+12.50in-0]
14.6 - 30.5M [48-100FT]	+622.3mm-0 [+24.50in-0]
OVER 30M [100FT]	+2% OF FINISHED LENGTH

ITEM	DESCRIPTION	MATERIAL	FINISH
6	WRAP LABEL	VINYL	BLACK/YELLOW
5	OVERMOLD	TPC	YELLOW
4	COUPLING NUT	BRASS	NICKEL PLATED
3	CONTACT PIN	COPPER ALLOY	GOLD OVER NICKEL
2	MALE INSERT	PUR	BLACK
1	#22 AWG CABLE	TPE JACKET	YELLOW

THIS DRAWING CONTAINS INFORMATION THAT IS PROPRIETARY TO MOLEX ELECTRONIC TECHNOLOGIES, LLC AND SHOULD NOT BE USED WITHOUT WRITTEN PERMISSION

FUNCTIONAL SYMBOLS	DIMENSION UNITS: INCH/MM	SCALE: NTS	CURRENT REV DESC: ITEM #6 WAS TPE. MODIFIED TEMP RATING & PN CHART
DIVISIONAL SYMBOLS	GENERAL TOLERANCES (UNLESS SPECIFIED)		EC NO: 671333 DRWN: ABENJAMINLW 2021/04/30 CHK'D: RSTONE 2021/07/23 APPR: BWOODMAN 2021/07/28
	4 PLACES	±----	
DRAWING	3 PLACES	±----	INITIAL REVISION:
	2 PLACES	±----	DRWN: RSTONE 2018/11/01
	1 PLACE	±----	APPR: BWOODMAN 2018/11/30
DRAWING	0 PLACES	±----	ANGULAR TOL ± ---- °
	DRAFT WHERE APPLICABLE MUST REMAIN WITHIN DIMENSIONS		THIRD ANGLE PROJECTION
DRAWING		SERIES	MATERIAL NUMBER
C-SIZE		120065	SEE CHART
CUSTOMER		GENERAL MARKET	
DOCUMENT NUMBER		DOC TYPE/DOC PART/REVISION	
SD-120065-114		PSD 001 B	
SHEET NUMBER		1 OF 1	