

## Low Cost Frequency Doubler

Rev. V2


### Features

- INPUT: 10 TO 2400 MHz
- OUTPUT: 20 TO 4800 MHz
- INPUT DRIVE LEVEL +23 dBm (NOMINAL)
- SURFACE MOUNT

### Description

The CSFD25H is a passive bridge diode frequency doubler, designed for use in the high volume wireless and test equipment applications. The design utilizes Schottky bridge quad diodes and broadband baluns to attain excellent performance. Due to the use of high temperature solder and welded assembly processes used internally makes it ideal for use in semi-automated and automated assembly. Environmental screening available to MIL-STD-883, MIL-STD-202 or MIL-DTL-28837, consult factory.

### Product Image



### Ordering Information

Part Number	Package
CSFD25H	Surface Mount

### Electrical Specifications: $Z_0 = 50\Omega$ $P_{in} = +23$ dBm

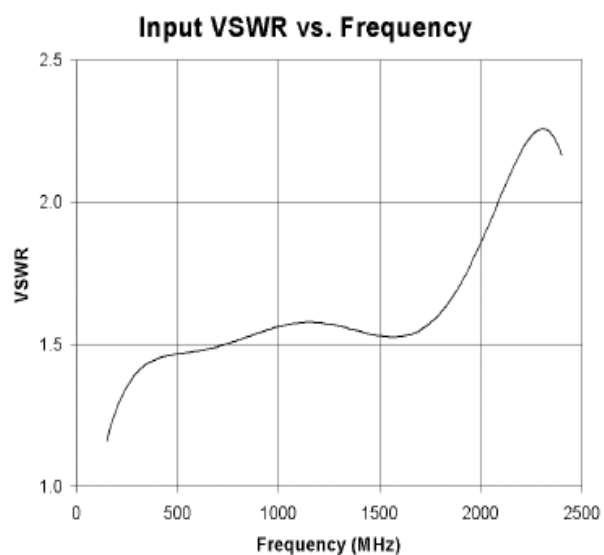
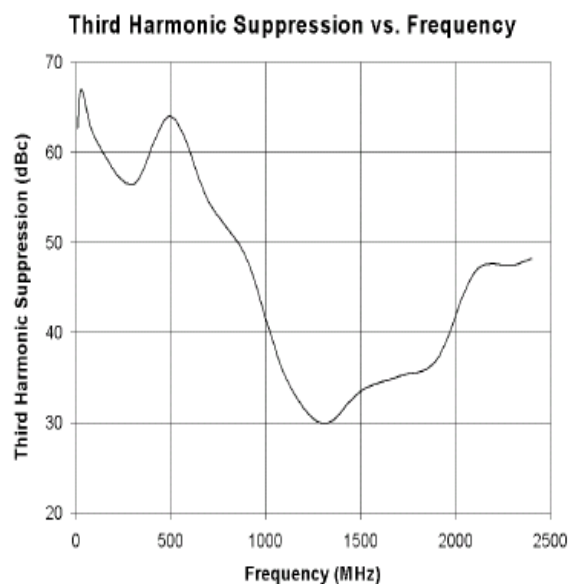
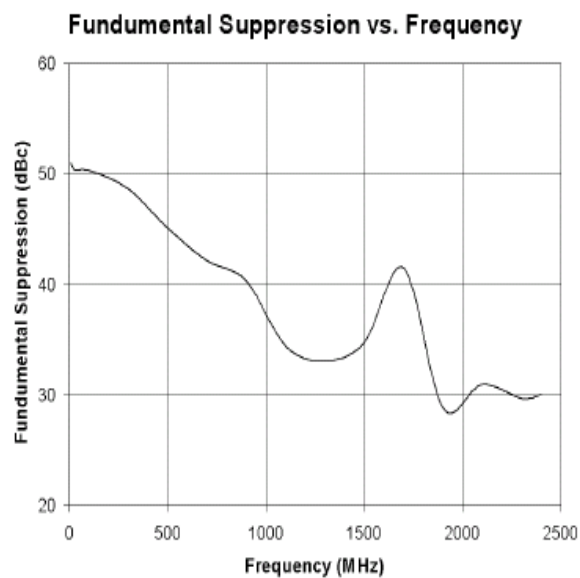
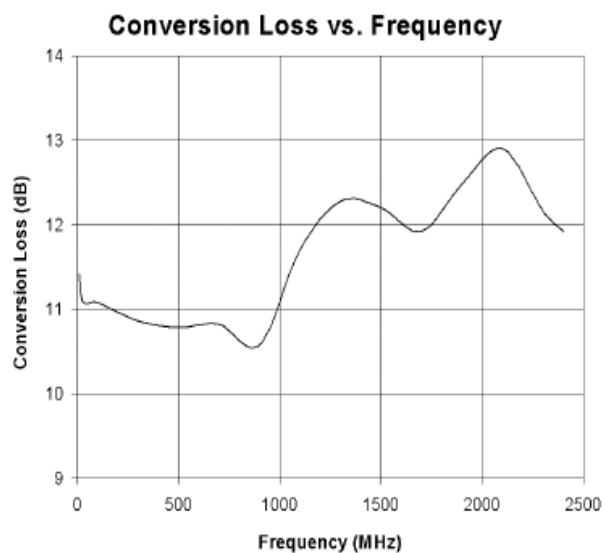
Parameter	Test Conditions	Units	Typical	Guaranteed	
				+25°C	-40° to +85°C
SSB Conversion Loss (max)	$f_{in} = 10$ to 2400 MHz	dB	12.0	13.5	13.8
Suppression Fundamental (min)	$f_{in} = 10$ to 1000 MHz	dBc	35	25	24
	$f_{in} = 1000$ to 2000 MHz	dBc	25	20	19
	$f_{in} = 2000$ to 2400 MHz	dBc	20	16	15
Third Harmonic Suppression (min)	$f_{in} = 10$ to 1000 MHz	dBc	40	30	29
	$f_{in} = 1000$ to 2400 MHz	dBc	35	25	24
Input VSWR	$f_{in} = 10$ to 2400 MHz		2.0:1		

1  
1

M/A-COM Technology Solutions Inc. (MACOM) and its affiliates reserve the right to make changes to the product(s) or information contained herein without notice. Visit [www.macom.com](http://www.macom.com) for additional data sheets and product information.

For further information and support please visit:  
<https://www.macom.com/support>

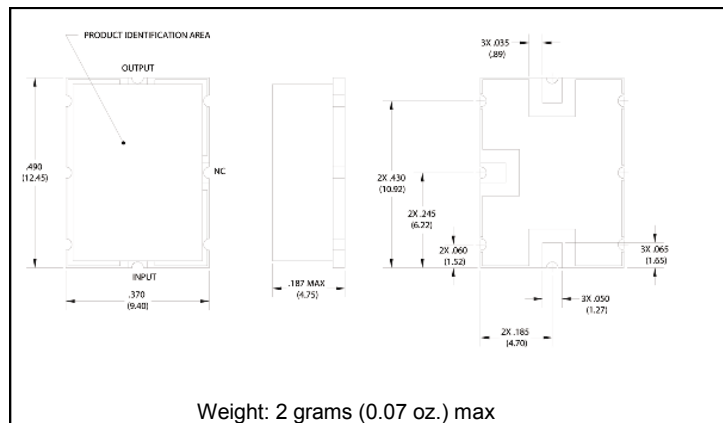
### Typical Performance Curves



### Absolute Maximum Ratings

Parameter	Absolute Maximum
Operating Temperature	-54°C to +85°C
Storage Temperature	-65°C to +100°C
Peak Input Power	+23 dBm max @ +25°C +20 dBm max @ +100°C

### Outline Drawing: Surface Mount \*



\* Dimensions are inches (millimeters)  $\pm 0.015$  (0.38) unless otherwise specified.

M/A-COM Technology Solutions Inc. All rights reserved.

Information in this document is provided in connection with M/A-COM Technology Solutions Inc ("MACOM") products. These materials are provided by MACOM as a service to its customers and may be used for informational purposes only. Except as provided in MACOM's Terms and Conditions of Sale for such products or in any separate agreement related to this document, MACOM assumes no liability whatsoever. MACOM assumes no responsibility for errors or omissions in these materials. MACOM may make changes to specifications and product descriptions at any time, without notice. MACOM makes no commitment to update the information and shall have no responsibility whatsoever for conflicts or incompatibilities arising from future changes to its specifications and product descriptions. No license, express or implied, by estoppel or otherwise, to any intellectual property rights is granted by this document.

THESE MATERIALS ARE PROVIDED "AS IS" WITHOUT WARRANTY OF ANY KIND, EITHER EXPRESS OR IMPLIED, RELATING TO SALE AND/OR USE OF MACOM PRODUCTS INCLUDING LIABILITY OR WARRANTIES RELATING TO FITNESS FOR A PARTICULAR PURPOSE, CONSEQUENTIAL OR INCIDENTAL DAMAGES, MERCHANTABILITY, OR INFRINGEMENT OF ANY PATENT, COPYRIGHT OR OTHER INTELLECTUAL PROPERTY RIGHT. MACOM FURTHER DOES NOT WARRANT THE ACCURACY OR COMPLETENESS OF THE INFORMATION, TEXT, GRAPHICS OR OTHER ITEMS CONTAINED WITHIN THESE MATERIALS. MACOM SHALL NOT BE LIABLE FOR ANY SPECIAL, INDIRECT, INCIDENTAL, OR CONSEQUENTIAL DAMAGES, INCLUDING WITHOUT LIMITATION, LOST REVENUES OR LOST PROFITS, WHICH MAY RESULT FROM THE USE OF THESE MATERIALS.

MACOM products are not intended for use in medical, lifesaving or life sustaining applications. MACOM customers using or selling MACOM products for use in such applications do so at their own risk and agree to fully indemnify MACOM for any damages resulting from such improper use or sale.