

ELECTRICAL SPECIFICATIONS:

1.0 INDUCTANCE:

(P2-P3)	: 350uH MIN. @ 0.1V, 100KHz, 8mA DC Bias
(P4-P5)	: 350uH MIN. @ 0.1V, 100KHz, 8mA DC Bias
(P7-P8)	: 350uH MIN. @ 0.1V, 100KHz, 8mA DC Bias
(P9-P10)	: 350uH MIN. @ 0.1V, 100KHz, 8mA DC Bias

2.0 TURNS RATIO:

(P2-P3) :	(J1-J2)	: 1CT : 1CT ± 2%
(P4-P5) :	(J3-J6)	: 1CT : 1CT ± 2%
(P7-P8) :	(J4-J5)	: 1CT : 1CT ± 2%
(P9-P10) :	(J7-J8)	: 1CT : 1CT ± 2%

Bel Stewart Connector
 11118 Susquehanna Trail, South
 Glen Rock, Pa 17327-9199
 717.234.7512



<http://www.stewartconnector.com>

THIS DRAWING AND THE SUBJECT MATTER SHOWN THEREON ARE CONFIDENTIAL AND PROPERTY OF BEL STEWART CONNECTOR AND SHALL NOT BE REPRODUCED, COPIED, OR USED IN ANY MANNER WITHOUT PRIOR WRITTEN CONSENT OF BEL STEWART CONNECTOR. THE SUBJECT MATTER MAY BE PATENTED OR A PATENT MAY BE PENDING.

SHEET
1 OF 3

DRAWING NO.
SI-51015-F

REV.
X0

3.0 RETURN LOSS: 100 OHM REF.
500kHz TO 40MHz : -18dB MIN.
40MHz TO 100MHz : -12+20LOG(f/80MHZ) MIN.

4.0 INSERTION LOSS: RS=RL=100 OHMS
100KHz TO 100MHz : 1.2dB MAX.

5.0 CROSS TALK: Ch1-Ch2, Ch1-Ch3, Ch1-Ch4, Ch2-Ch3, Ch2-Ch4, Ch3-Ch4
1MHz TO 30MHz : -35dB MIN.
30MHz TO 80MHz : -24dB MIN.
80MHz TO 100MHz : -25dB MIN.

6.0 CM TO CM REJECTION:
100kHz TO 100MHz : -30dB MIN.

7.0 CM TO DM REJECTION:
100kHz TO 100MHz : -35dB MIN.

8.0 VOLTAGE WITHSTAND:
(J1, J2) TO (P2, P3) : 1500 Vrms
(J3, J6) TO (P4, P5) : 1500 Vrms
(J4, J5) TO (P7, P8) : 1500 Vrms
(J7, J8) TO (P9, P10) : 1500 Vrms

Bel Stewart Connector
11118 Susquehanna Trail, South
Glen Rock, Pa 17327-9199
717.234.7512

MagJack®

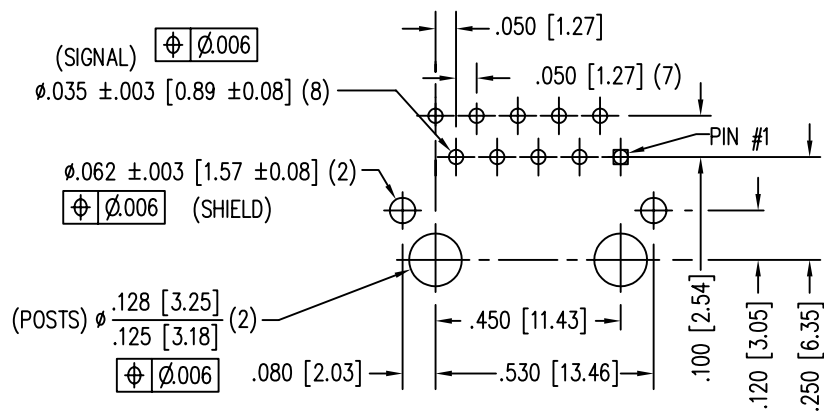
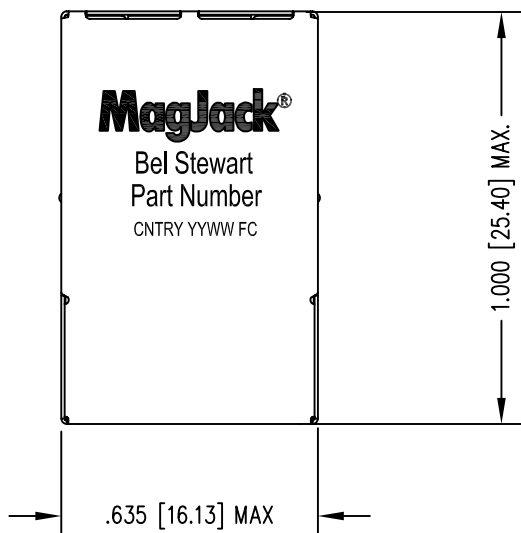
<http://www.stewartconnector.com>

THIS DRAWING AND THE SUBJECT MATTER SHOWN THEREON ARE CONFIDENTIAL AND PROPERTY OF BEL STEWART CONNECTOR AND SHALL NOT BE REPRODUCED, COPIED, OR USED IN ANY MANNER WITHOUT PRIOR WRITTEN CONTENT OF BEL STEWART CONNECTOR. THE SUBJECT MATTER MAY BE PATENTED OR A PATENT MAY BE PENDING.

SHEET
2 OF 3

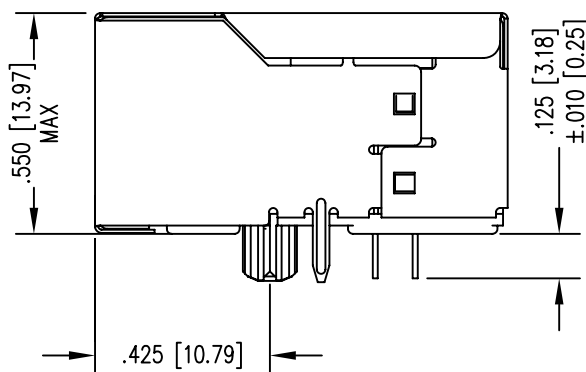
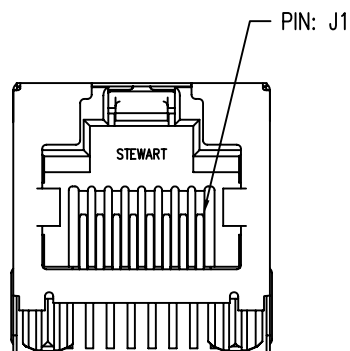

DRAWING NO.
SI-51015-F

REV.
X0



P.C.B. RECOMMENDED HOLE LAYOUT
SEEN FROM COMPONENT SIDE

ALL CENTERLINE DIMENSIONS ARE BASIC.



NOTES:

- CONNECTOR MATERIALS:
HOUSING: THERMOPLASTIC UL94 V-0
CONTACT/SHIELD: COPPER ALLOY
SHIELD PLATING: NICKEL OR TIN
CONTACT PLATING: SELECTIVE GOLD,
50 MICRO-INCHES MIN. IN CONTACT AREA.
- PIN NOT ELECTRICALLY CONNECTED MAYBE OMITTED.
SEE ELECTRICAL DRAWING FOR OMITTED PINS.
- TOLERANCES COMPLY WITH F.C.C. DIMENSION REQUIREMENTS.
- ALL TOLERANCES NOT OTHERWISE SPECIFIED TO BE ±.005 [0.13]
- WAVE SOLDER COMPATIBLE - PREHEAT 125°C/90SECS.

Bel Stewart Connector
11118 Susquehanna Trail, South
Glen Rock, Pa 17327-9199
717.234.7512

MagJack®

<http://www.stewartconnector.com>

THIS DRAWING AND THE SUBJECT MATTER SHOWN THEREON ARE CONFIDENTIAL AND PROPERTY OF BEL STEWART CONNECTOR AND SHALL NOT BE REPRODUCED, COPIED, OR USED IN ANY MANNER WITHOUT PRIOR WRITTEN CONTENT OF BEL STEWART CONNECTOR. THE SUBJECT MATTER MAY BE PATENTED OR A PATENT MAY BE PENDING.

SHEET
3 OF 3

DRAWING NO.
SI-51015-F

REV.
X1