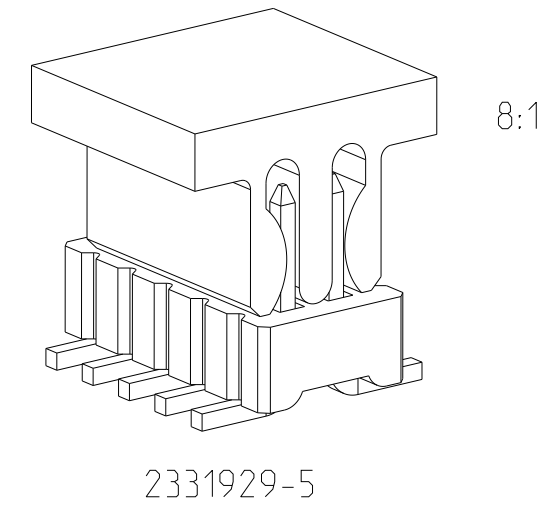
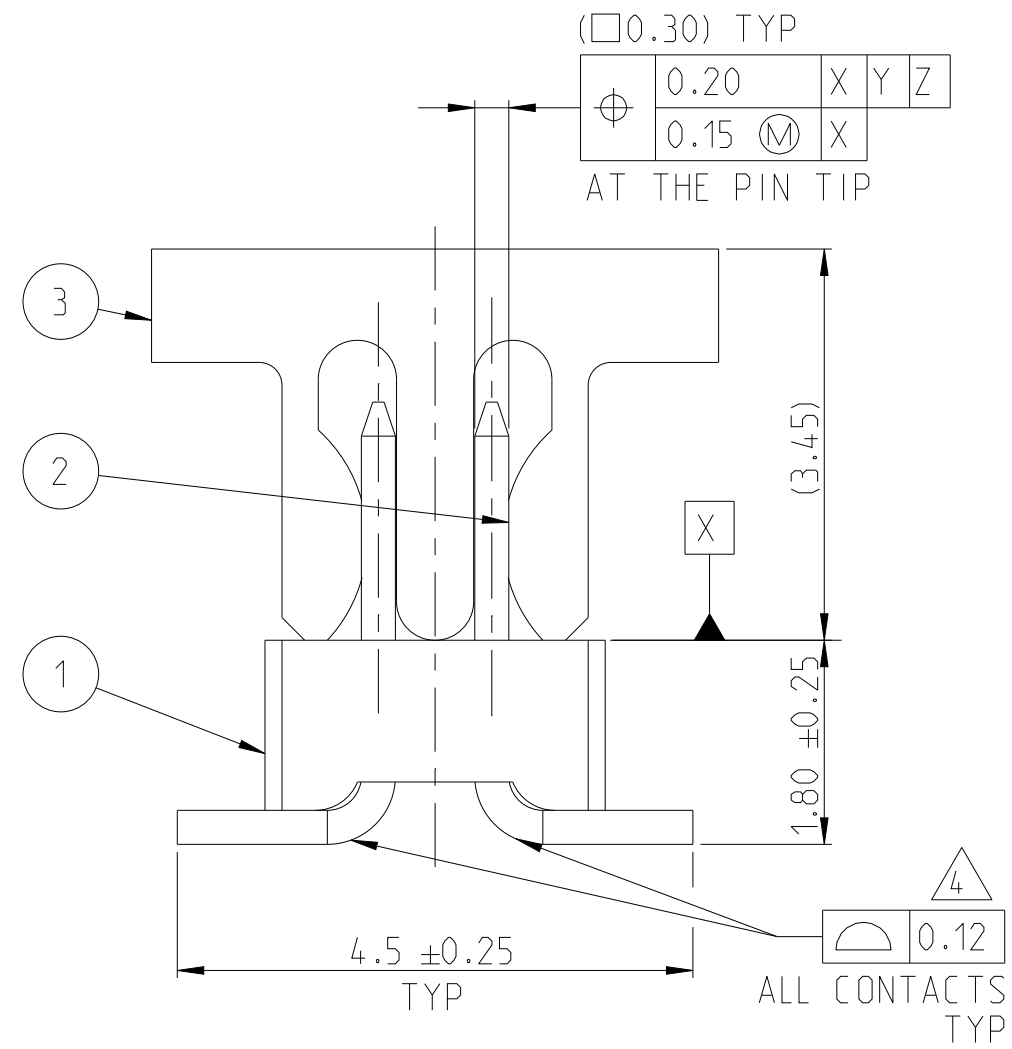
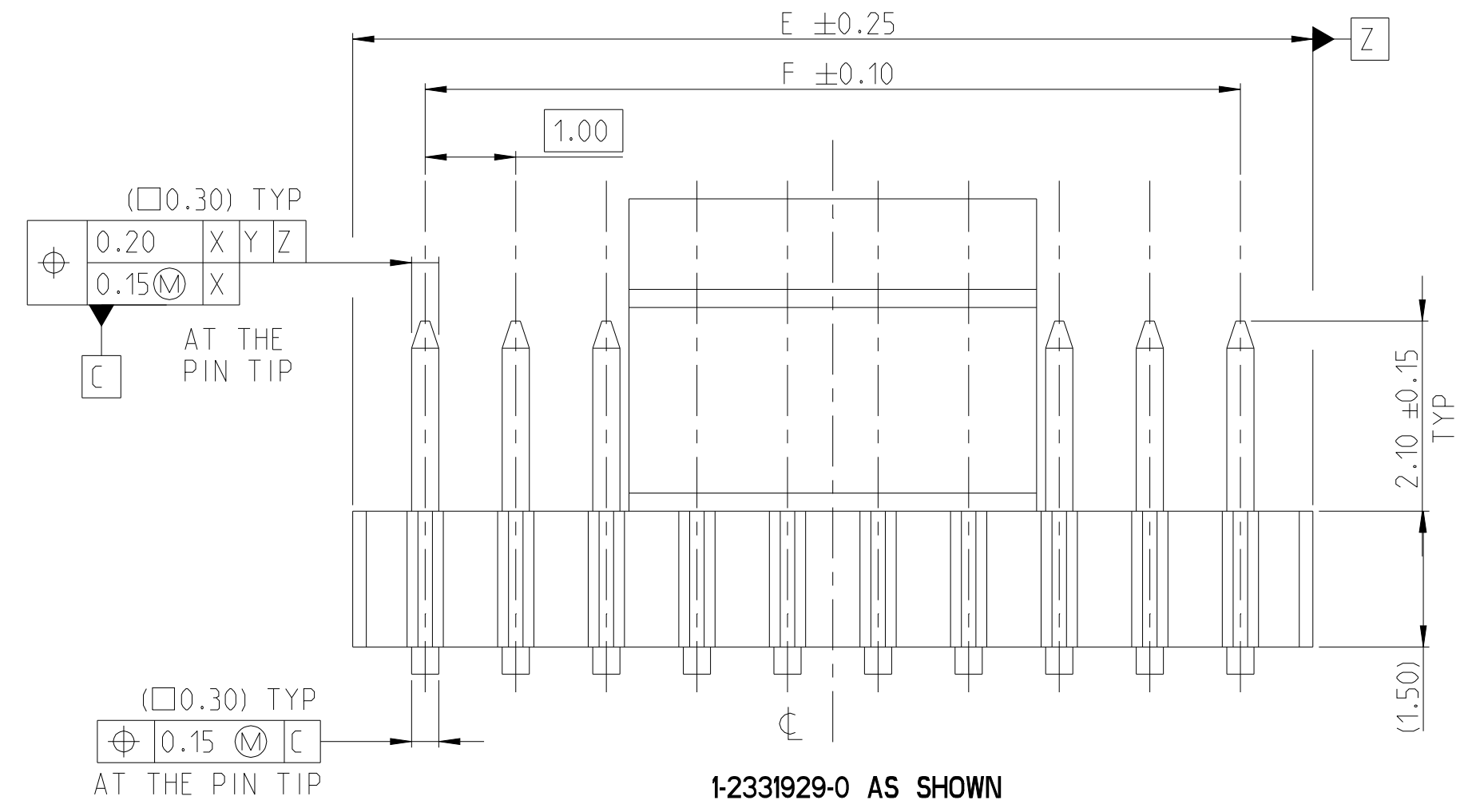
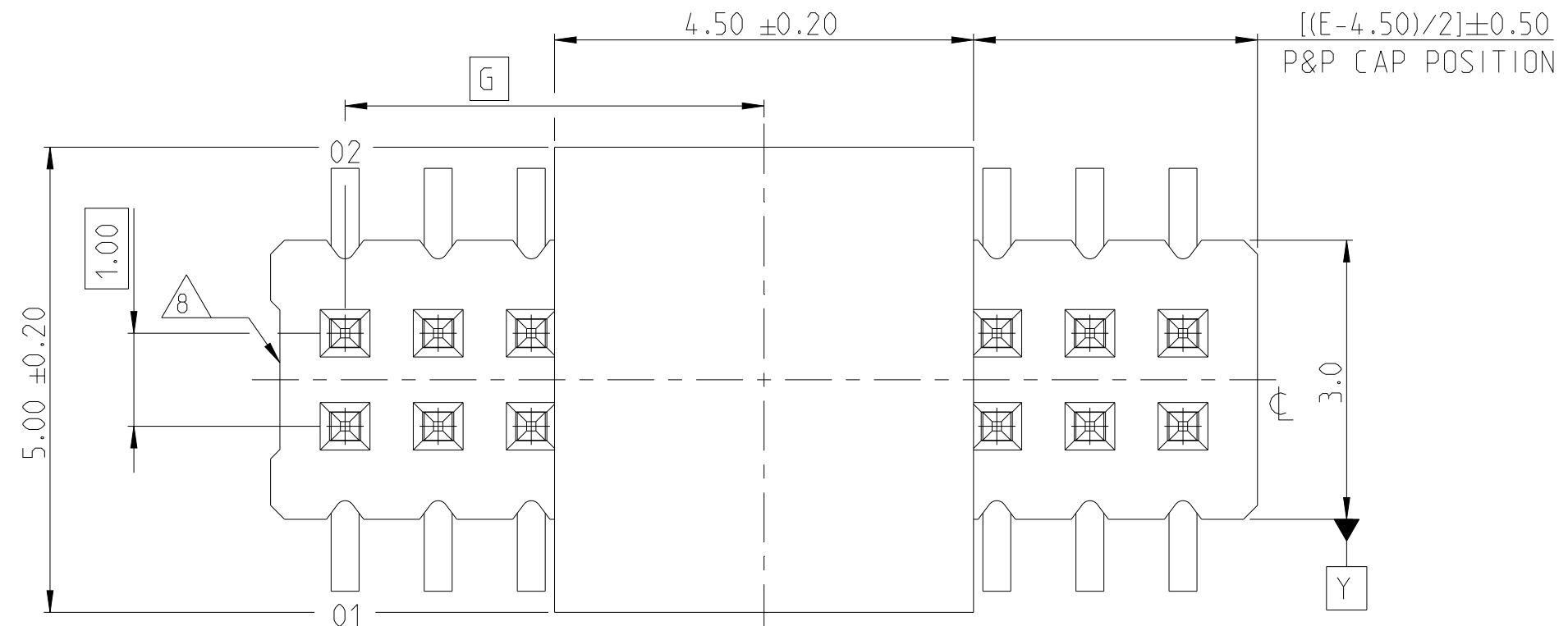


REVISIONS					
P	LTR	DESCRIPTION	DATE	DWN	APVD
	B1	REMOVE 98 POSITION	07DEC2021	AY	PS



NOTES:

- 1. MATERIAL
HOUSING : LCP, UL94-V0; BLACK
CONTACT PIN : PHOSPHOR BRONZE
PICK AND PLACE CAP : LCP, BLACK

FINISH :

- 2. MATING SIDE: MIN. 0.76 μm GOLD OVER MIN 1.27 μm NICKEL UNDER PLATING.
SOLDER SIDE: 3 - 5 μm TIN OVER MIN 1.27 μm NICKEL UNDER PLATING.

- 3. N= NO. OF POSITIONS PER CONNECTOR.

- 4. COPLANARITY VARIES WITH HEADER POSITIONS

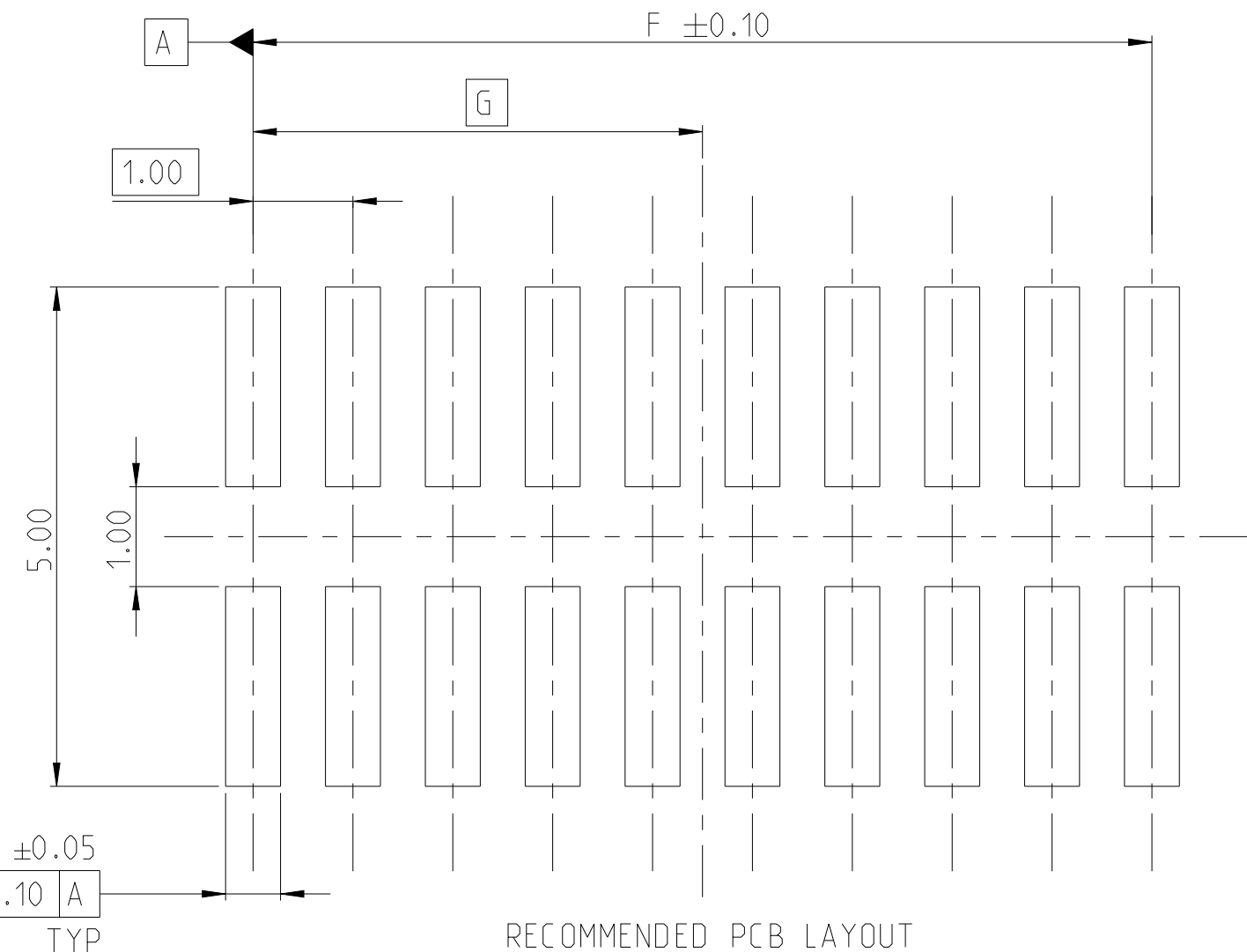
10-40 POS	0.12mm
42-80 POS	0.15mm
82-100 POS	0.20mm

- 5. PACKAGING : TAPE & REEL WITH PICK AND PLACE CAP IN ACCORDANCE TO EIA-418 SPECIFICATION.

- 6. PACKAGING : TUBE WITH PICK AND PLACE CAP

- 7. PART NUMBER AVAILABLE UPON CUSTOMER REQUEST.

- 8. CONDITIONAL OF PRODUCTION. RECESS FEATURE MAY OR MAY NOT BE PRESENT IN ALL HEADERS.



PICK & PLACE CAP	3
CONTACT PIN	2
HOUSING	1
DESCRIPTION	ITEM NO.

THIS DRAWING IS A CONTROLLED DOCUMENT.

DIMENSIONS: mm	TOLERANCES UNLESS OTHERWISE SPECIFIED:	DWN 14 JAN 2019	APVD 14 JAN 2019
	0 PLC ±	CHK 14 JAN 2019	NAME
	1 PLC ±0.2	APVD 14 JAN 2019	AMPMODU, SCL, BRK, HDR ASSY, DR,
	2 PLC ±0.10	CHK HARI S REDDY	1.0mm PITCH, SP. VT. 0.76 GOLD, SMD
	3 PLC ±	APVD PRASHANTH S	PRODUCT SPEC
	4 PLC ±	108-32154	APPLICATION SPEC
	ANGLES ±2°	114-32210	SIZE CAGE CODE DRAWING NO
MATERIAL SEE NOTES	FINISH SEE NOTES	WEIGHT -	A2 00779 C-2331929
		CUSTOMER DRAWING	RESTRICTED TO -
		SCALE 15:1	SHEET 1 OF 3
			REV B1

TE Connectivity

REVISIONS

P	LTR	DESCRIPTION	DATE	DWN	APVD
-		SEE SHEET 1	-	-	-

PACKAGING	DIM E	DIM F	DIM G	NO. OF POS PER CONN (N)	PART NUMBER	ALIAS PART NUMBER
	-	-	-	-	NA	NA
	48.6	47.0	23.5	96	9-2331929-8	1MM-HU-D48-VS-00-H-TRP
	47.6	46.0	23.0	94	9-2331929-7	1MM-HU-D47-VS-00-H-TRP
	46.6	45.0	22.5	92	9-2331929-6	1MM-HU-D46-VS-00-H-TRP
	45.6	44.0	22.0	90	9-2331929-5	1MM-HU-D45-VS-00-H-TRP
	44.6	43.0	21.5	88	9-2331929-4	1MM-HU-D44-VS-00-H-TRP
	43.6	42.0	21.0	86	9-2331929-3	1MM-HU-D43-VS-00-H-TRP
	42.6	41.0	20.5	84	9-2331929-2	1MM-HU-D42-VS-00-H-TRP
	41.6	40.0	20.0	82	9-2331929-1	1MM-HU-D41-VS-00-H-TRP
	40.6	39.0	19.5	80	9-2331929-0	1MM-HU-D40-VS-00-H-TRP
	39.6	38.0	19.0	78	8-2331929-9	1MM-HU-D39-VS-00-H-TRP
	38.6	37.0	18.5	76	8-2331929-8	1MM-HU-D38-VS-00-H-TRP
	37.6	36.0	18.0	74	8-2331929-7	1MM-HU-D37-VS-00-H-TRP
	36.6	35.0	17.5	72	8-2331929-6	1MM-HU-D36-VS-00-H-TRP
	35.6	34.0	17.0	70	8-2331929-5	1MM-HU-D35-VS-00-H-TRP
	34.6	33.0	16.5	68	8-2331929-4	1MM-HU-D34-VS-00-H-TRP
	33.6	32.0	16.0	66	8-2331929-3	1MM-HU-D33-VS-00-H-TRP
	32.6	31.0	15.5	64	8-2331929-2	1MM-HU-D32-VS-00-H-TRP
	31.6	30.0	15.0	62	8-2331929-1	1MM-HU-D31-VS-00-H-TRP
	30.6	29.0	14.5	60	8-2331929-0	1MM-HU-D30-VS-00-H-TRP
	29.6	28.0	14.0	58	7-2331929-9	1MM-HU-D29-VS-00-H-TRP
	28.6	27.0	13.5	56	7-2331929-8	1MM-HU-D28-VS-00-H-TRP
	27.6	26.0	13.0	54	7-2331929-7	1MM-HU-D27-VS-00-H-TRP
	26.6	25.0	12.5	52	7-2331929-6	1MM-HU-D26-VS-00-H-TRP

PACKAGING	DIM E	DIM F	DIM G	NO. OF POS PER CONN (N)	PART NUMBER	ALIAS PART NUMBER
	25.6	24.0	12.0	50	7-2331929-5	1MM-HU-D25-VS-00-H-TRP
	24.6	23.0	11.5	48	7-2331929-4	1MM-HU-D24-VS-00-H-TRP
	23.6	22.0	11.0	46	7-2331929-3	1MM-HU-D23-VS-00-H-TRP
	22.6	21.0	10.5	44	7-2331929-2	1MM-HU-D22-VS-00-H-TRP
	21.6	20.0	10.0	42	7-2331929-1	1MM-HU-D21-VS-00-H-TRP
	20.6	19.0	9.5	40	7-2331929-0	1MM-HU-D20-VS-00-H-TRP
	19.6	18.0	9.0	38	6-2331929-9	1MM-HU-D19-VS-00-H-TRP
	18.6	17.0	8.5	36	6-2331929-8	1MM-HU-D18-VS-00-H-TRP
	17.6	16.0	8.0	34	6-2331929-7	1MM-HU-D17-VS-00-H-TRP
	16.6	15.0	7.5	32	6-2331929-6	1MM-HU-D16-VS-00-H-TRP
	15.6	14.0	7.0	30	6-2331929-5	1MM-HU-D15-VS-00-H-TRP
	14.6	13.0	6.5	28	6-2331929-4	1MM-HU-D14-VS-00-H-TRP
	13.6	12.0	6.0	26	6-2331929-3	1MM-HU-D13-VS-00-H-TRP
	12.6	11.0	5.5	24	6-2331929-2	1MM-HU-D12-VS-00-H-TRP
	11.6	10.0	5.0	22	6-2331929-1	1MM-HU-D11-VS-00-H-TRP
	10.6	9.0	4.5	20	6-2331929-0	1MM-HU-D10-VS-00-H-TRP
	9.6	8.0	4.0	18	5-2331929-9	1MM-HU-D09-VS-00-H-TRP
	8.6	7.0	3.5	16	5-2331929-8	1MM-HU-D08-VS-00-H-TRP
	7.6	6.0	3.0	14	5-2331929-7	1MM-HU-D07-VS-00-H-TRP
	6.6	5.0	2.5	12	5-2331929-6	1MM-HU-D06-VS-00-H-TRP
	5.6	4.0	2.0	10	5-2331929-5	1MM-HU-D05-VS-00-H-TRP
	4.6	3.0	1.5	08	5-2331929-4	1MM-HU-D04-VS-00-H-TRP
	3.6	2.0	1.0	06	5-2331929-3	1MM-HU-D03-VS-00-H-TRP
	-	-	-	-	NA	NA
	50.6	49.0	24.5	100	5-2331929-1	1MM-HU-D50-VS-00-H-TRP



THIS DRAWING IS A CONTROLLED DOCUMENT.

DWN: SOURAV DAS 14 JAN 2019
 CHK: HARI S REDDY 14 JAN 2019
 APVD: PRASHANTH S 14 JAN 2019

STE TE Connectivity

NAME: AMPMODU, SCL, BRK, HDR ASSY, DR, 1.0mm PITCH, SP, VT, 0.76 GOLD, SMD

PRODUCT SPEC: 108-32154
 APPLICATION SPEC: 114-32210

SIZE: A2 CAGE CODE: 00779 DRAWING NO: C-2331929 RESTRICTED TO: -

MATERIAL: SEE NOTES TOLERANCES UNLESS OTHERWISE SPECIFIED: SEE NOTES FINISH: ±2° WEIGHT: -

CUSTOMER DRAWING SCALE: 10:1 SHEET: 2 OF 3 REV: B1

REVISIONS

P	LTR	DESCRIPTION	DATE	DWN	APVD
-	-	SEE SHEET 1	-	-	-

PACKAGING	DIM E	DIM F	DIM G	NO. OF POS PER CONN (N)	PART NUMBER	ALIAS PART NUMBER
	-	-	-	-	NA	NA
	48.6	47.0	23.5	96	4-2331929-8	1MM-HU-D48-VS-00-H-TBP
	47.6	46.0	23.0	94	4-2331929-7	1MM-HU-D47-VS-00-H-TBP
	46.6	45.0	22.5	92	4-2331929-6	1MM-HU-D46-VS-00-H-TBP
	45.6	44.0	22.0	90	4-2331929-5	1MM-HU-D45-VS-00-H-TBP
	44.6	43.0	21.5	88	4-2331929-4	1MM-HU-D44-VS-00-H-TBP
	43.6	42.0	21.0	86	4-2331929-3	1MM-HU-D43-VS-00-H-TBP
	42.6	41.0	20.5	84	4-2331929-2	1MM-HU-D42-VS-00-H-TBP
	41.6	40.0	20.0	82	4-2331929-1	1MM-HU-D41-VS-00-H-TBP
	40.6	39.0	19.5	80	4-2331929-0	1MM-HU-D40-VS-00-H-TBP
	39.6	38.0	19.0	78	3-2331929-9	1MM-HU-D39-VS-00-H-TBP
	38.6	37.0	18.5	76	3-2331929-8	1MM-HU-D38-VS-00-H-TBP
	37.6	36.0	18.0	74	3-2331929-7	1MM-HU-D37-VS-00-H-TBP
	36.6	35.0	17.5	72	3-2331929-6	1MM-HU-D36-VS-00-H-TBP
	35.6	34.0	17.0	70	3-2331929-5	1MM-HU-D35-VS-00-H-TBP
	34.6	33.0	16.5	68	3-2331929-4	1MM-HU-D34-VS-00-H-TBP
	33.6	32.0	16.0	66	3-2331929-3	1MM-HU-D33-VS-00-H-TBP
	32.6	31.0	15.5	64	3-2331929-2	1MM-HU-D32-VS-00-H-TBP
	31.6	30.0	15.0	62	3-2331929-1	1MM-HU-D31-VS-00-H-TBP
	30.6	29.0	14.5	60	3-2331929-0	1MM-HU-D30-VS-00-H-TBP
	29.6	28.0	14.0	58	2-2331929-9	1MM-HU-D29-VS-00-H-TBP
	28.6	27.0	13.5	56	2-2331929-8	1MM-HU-D28-VS-00-H-TBP
	27.6	26.0	13.0	54	2-2331929-7	1MM-HU-D27-VS-00-H-TBP
	26.6	25.0	12.5	52	2-2331929-6	1MM-HU-D26-VS-00-H-TBP

	25.6	24.0	12.0	50	2-2331929-5	1MM-HU-D25-VS-00-H-TBP
	24.6	23.0	11.5	48	2-2331929-4	1MM-HU-D24-VS-00-H-TBP
	23.6	22.0	11.0	46	2-2331929-3	1MM-HU-D23-VS-00-H-TBP
	22.6	21.0	10.5	44	2-2331929-2	1MM-HU-D22-VS-00-H-TBP
	21.6	20.0	10.0	42	2-2331929-1	1MM-HU-D21-VS-00-H-TBP
	20.6	19.0	9.5	40	2-2331929-0	1MM-HU-D20-VS-00-H-TBP
	19.6	18.0	9.0	38	1-2331929-9	1MM-HU-D19-VS-00-H-TBP
	18.6	17.0	8.5	36	1-2331929-8	1MM-HU-D18-VS-00-H-TBP
	17.6	16.0	8.0	34	1-2331929-7	1MM-HU-D17-VS-00-H-TBP
	16.6	15.0	7.5	32	1-2331929-6	1MM-HU-D16-VS-00-H-TBP
	15.6	14.0	7.0	30	1-2331929-5	1MM-HU-D15-VS-00-H-TBP
	14.6	13.0	6.5	28	1-2331929-4	1MM-HU-D14-VS-00-H-TBP
	13.6	12.0	6.0	26	1-2331929-3	1MM-HU-D13-VS-00-H-TBP
	12.6	11.0	5.5	24	1-2331929-2	1MM-HU-D12-VS-00-H-TBP
	11.6	10.0	5.0	22	1-2331929-1	1MM-HU-D11-VS-00-H-TBP
	10.6	9.0	4.5	20	1-2331929-0	1MM-HU-D10-VS-00-H-TBP
	9.6	8.0	4.0	18	2331929-9	1MM-HU-D09-VS-00-H-TBP
	8.6	7.0	3.5	16	2331929-8	1MM-HU-D08-VS-00-H-TBP
	7.6	6.0	3.0	14	2331929-7	1MM-HU-D07-VS-00-H-TBP
	6.6	5.0	2.5	12	2331929-6	1MM-HU-D06-VS-00-H-TBP
	5.6	4.0	2.0	10	2331929-5	1MM-HU-D05-VS-00-H-TBP
	-	-	-	-	NA	NA
	-	-	-	-	NA	NA
	-	-	-	-	NA	NA
	50.6	49.0	24.5	100	2331929-1	1MM-HU-D50-VS-00-H-TBP

THIS DRAWING IS A CONTROLLED DOCUMENT.

DWN SOURAV DAS 14 JAN 2019
CHK HARI S REDDY 14 JAN 2019
APVD PRASHANTH S 14 JAN 2019

STE TE Connectivity

NAME AMPMODU, SCL, BRK, HDR ASSY, DR, 1.0mm PITCH, SP, VT, 0.76 GOLD, SMD

PRODUCT SPEC 108-32154
APPLICATION SPEC 114-32210

SIZE A2 CAGE CODE 00779 DRAWING NO C-2331929 RESTRICTED TO -

MATERIAL SEE NOTES FINISH SEE NOTES WEIGHT -

CUSTOMER DRAWING SCALE 15:1 SHEET 3 OF 3 REV B1