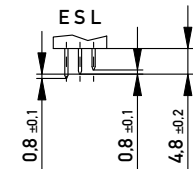


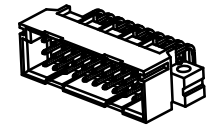
Stecklänge / mating length



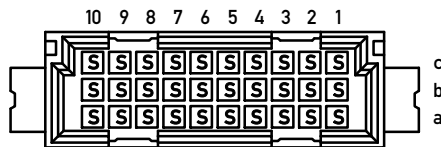
E = early mate, late break / voreilend

S = standard

L = late mate, early break / nacheilend



Bestückungsplan / contact layout



Lötanschluss 0,6x0,6mm / solder terminal 0,6x0,6mm

Isolierwerkstoff / housing material : PBT GF 30

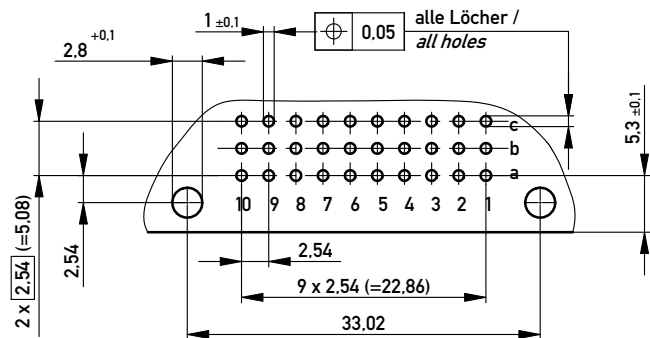
Bauart 4 / type 4

Anforderungsstufe 2 = 400 Steckzyklen / performance class 2 = 400 mating cycles

Fehlende Maße und Angaben nach IEC 60 603-2 / DIN EN 60 603-2

Missing information and dimensions per IEC 60 603-2 / DIN EN 60 603-2

Leiterplatten- Lochbild / PCB drillhole pattern



Berdeckung siehe Zeichnung 294905

marking see drawing 294905

Copyright by ERNI GmbH.  
Proprietary notice pursuant to ISO 16016 to be observed.

|  |            |   |                      |   |        |
|--|------------|---|----------------------|---|--------|
| Information:   |            | Tolerances  | All Dimensions in mm | Scale   | 2:1    |
| All rights reserved.<br>Only for Information.<br>To ensure that this is the latest version of this drawing, please contact one of the ERNI companies before using. |            | Subject to modification without prior notice.<br>Drawing will not be updated. |                      | Designation   |        |
|  |            | www.ERNI.com  |                      | Messerleiste C/3 30 Löt<br>Male Connector C/3 30 solder |        |
| B  | 13.08.2009 |   |                      | 254325  |        |
| Index  | Date       |   |                      | I<br>A3   |        |
|  |            |   |                      | Class   | STVC/3 |