

Finish Line  
Perf Line  
Bridge Line  
Design Line  
Tri Line






**Quick Links**

[3M Graphics Warranties](#)  
[Technical Information Selector](#)  
[Safety Data Sheets \(SDS\)](#)  
[Flammability](#)  
[Videos](#)

Some of these links lead to web-based resources that are not product-specific.

## Product Description

These tools can cut cleanly without risk of damaging substrates.

Picture	Product	Description
	Finish Line	<ul style="list-style-type: none"> <li>• Cuts most vinyl wrap films.</li> <li>• Patented design turns easily in any direction to follow contours and curves.</li> <li>• For single or multiple vinyl layer applications.</li> </ul>
	Perf Line	<ul style="list-style-type: none"> <li>• Use to cut laminated perforated window films and create a uniform relief cut along rubber molding before applying edge-sealing tape.</li> <li>• Can be used to bridge tight gaps and trimming.</li> </ul>
	Bridge Line	<ul style="list-style-type: none"> <li>• Used to achieve clean and uniform cuts in wide gaps between doors, fenders and rubber moldings.</li> <li>• For single or multiple vinyl layer applications.</li> </ul>
	Design Line	<ul style="list-style-type: none"> <li>• Create striping, accents and designs instead of using a knife or plotter.</li> <li>• Stretches slightly and turns easily in any direction.</li> <li>• Tape can be broken with hands for faster application.</li> <li>• For single layer vinyl applications.</li> </ul>
	Tri Line	<ul style="list-style-type: none"> <li>• Create pinstripes, gaps and butt seams instead of using a knife or plotter.</li> <li>• Create different widths using 6mm, 9mm or a combination of both.</li> <li>• Stretches slightly and turns easily in any direction.</li> <li>• Tape can be broken with hands for faster application.</li> <li>• For single layer vinyl applications.</li> </ul>

## Product Features

When used in combination with 3M vehicle wrap films, Knifeless Tape technology enables installers to create imaginative, one-of-a-kind works of art on vehicles:

- Replaces knife cutting during installation
- Eliminates surface damage from blades
- Allows more design creativity
- Ideal for many complex shapes and irregular surfaces

## Recommended Types of Graphics and End Uses

- Knifeless Tape has been specifically designed to operate with the stretchable adhesive films which are laid over contoured shapes with curved edges and contains novel features that allow the tape to turn easily and both directions.
- Can be used with most 3M cast films for vehicles, windows and walls
- Can be used for trimming:
  - around mirrors
  - door handles and all mouldings
  - around doors and hatched openings
  - across rubber seals
  - window coverings prior to application of seal tapes

### **IMPORTANT NOTE**

Do not subject Knifeless Tape to outdoor applications or prolonged periods of sunlight as tape may become difficult to remove.

### **CAUTION**

Handle any Knifeless Tape with care. DO NOT wrap around fingers or hand during the trimming operation or during the start of the trimming operation. Dispose of filament immediately after use.

## Characteristics

### Physical Characteristics

Characteristic	Value
Temperature Use Range	Up to 212 °F (100 °C)
Backing Adhesive	Acrylic
Color of Carrier Tape	<b>Finish Line, Perf Line, Bridge Line, Design Line, Tri Line:</b> Semi-Transparent Green

## Warranty Information

### 3M Basic Product Warranty

3M Graphics Products are warranted to be free of defects in materials and manufacture at the time of shipment and to meet the specifications stated in its applicable 3M Graphics Product Bulletin and as further set forth in the [3M Graphics Warranties Bulletin](#).

### Limited Remedy

The limited remedy applicable to each warranty is addressed in the 3M Graphics Warranties Bulletin found at [3M.com/graphicswarranties](http://3M.com/graphicswarranties).

## Limitation of Liability

Except where prohibited by law, 3M SHALL NOT UNDER ANY CIRCUMSTANCES BE LIABLE TO PURCHASER OR USER FOR ANY DIRECT (EXCEPT FOR THE LIMITED REMEDY PROVIDED IN THE 3M GRAPHICS WARRANTIES BULLETIN), INDIRECT, SPECIAL, INCIDENTAL, OR CONSEQUENTIAL DAMAGES (INCLUDING, BUT NOT LIMITED TO, LABOR, NON-3M MATERIAL CHARGES, LOSS OF PROFITS, REVENUE, BUSINESS, OPPORTUNITY, OR GOODWILL) RESULTING FROM OR IN ANY WAY RELATED TO 3M'S GRAPHICS PRODUCTS, SERVICES, or THIS BULLETIN. This limitation of liability applies regardless of the legal or equitable theory under which such losses or damages are sought.

## Graphics Manufacturing



Before using any equipment, always read the manufacturer's instructions for safe operation.

## Application and Installation

In addition to other 3M Bulletins specified in this document, the following Bulletins provide details that you may need to successfully apply a graphic.

- [3M Instruction Bulletin 4.1](#) Sheeting, Scoring and Film Cutting
- [3M Instruction Bulletin 5.36](#) Application Techniques for Automobiles, Vans and Buses. Complete the 3M Pre-Installation Inspection Record found in this Instruction Bulletin prior to manufacturing or applying a graphic to an automobile, van, or bus.
- [3M Instruction Bulletin 5.37](#) A Guide to Understanding and Applying Graphics to Common Smooth and Textured Wall Surfaces
- [3M Instruction Bulletin 5.42](#) Application, Special Considerations for Watercraft. Complete the 3M Pre-Installation Inspection Record found in this Instruction Bulletin prior to manufacturing or applying a graphic to a watercraft.

## Shelf Life and Storage

### Shelf Life

To obtain the best performance, use this product within 12 months from the date of manufacture.

### Storage

Store under normal conditions of 70 °F (21 °C) and 50% R.H. in the original carton.

## Health and Safety



When handling any chemical products, read the manufacturers' container labels and the Safety Data Sheets (SDS) for important health, safety and environmental information. To obtain SDS sheets for 3M products go to [3M.com/SDS](http://3M.com/SDS), or by mail or in case of an emergency, call 1-800-364-3577 or 1-651-737-6501.

When using any equipment, always follow the manufacturer's instructions for safe operation.

### Commercial Solutions

3M Center, Building 220-12E-04  
St. Paul, MN 55144

1-800-328-3908  
[3M.com/KnifelessTapes](http://3M.com/KnifelessTapes)

© 3M 2018. All rights reserved.  
3M is a trademark of 3M. Used under license in Canada.  
All other trademarks are property of their respective owners.  
Revision B, February 2018 Please recycle.

