



3 dB Tunable Poly Spring Vehicular Antenna 420-470 MHz NMO Mount Connector

Antennas Technical Data Sheet

PE51MP1006

Features

- NMO mount, Black Chrome Finish
- Flexible Black Polymer Alloy Spring
- Broad Band, Field Tuneable
- O-ring seal for waterproof construction
- Durable Xenoy™ base with TPV over mold dust seal and grip ring

Applications

- Service Vehicles
- Public safety
- Public Transportation
- Mining & Construction

Description

This UHF mobile omnidirectional antenna is ideally suited for multipoint mobile applications including service vehicles, public transportation, public safety, mining and construction vehicles, as well numerous other commercial and industrial applications where mobility and wide coverage is desired. This antenna features a flexible Poly Spring base. Unlike the traditional metal spring base, the poly Spring will not corrode and does not generate electrical noise when flexed during use. It has standard TAD/NMO Motorola-type mobile base.

Configuration

Design	Vehicular
Application Band	UHF
Band Type	Single
Radiation Pattern	Omni Directional
Polarization	Linear, Vertical
Ground Plane	Required
Connector Type	NMO Mount

Electrical Specifications

Description	Minimum	Typical	Maximum	Units
Frequency Range (Tunable Range)	420		470	MHz
Input VSWR			1.5:1	
Impedance		50		Ohms
Gain		3		dB
Horizontal (Azimuth) Beam Width		Omnidirectional		
Vertical (Elevation) Beam Width		50		Degrees
Input Power			150	Watts

Click the following link (or enter part number in "SEARCH" on website) to obtain additional part information including price, inventory and certifications: [3 dB Tunable Poly Spring Vehicular Antenna 420-470 MHz NMO Mount Connector PE51MP1006](#)



3 dB Tunable Poly Spring Vehicular Antenna
420-470 MHz NMO Mount Connector

Antennas Technical Data Sheet

PE51MP1006

Mechanical Specifications

Base Material	Xenoy™ w/TPV over mold grip
Whip Material	17-7 SS
Whip Finish	Black Chrome
Mounting Application	¾ inch thru-hole NMO Mount
Spring Material	Black Molded Polymer Alloy

Size

Overall Length	14.37 in [365 mm]
----------------	-------------------

Click the following link (or enter part number in "SEARCH" on website) to obtain additional part information including price, inventory and certifications: [3 dB Tunable Poly Spring Vehicular Antenna 420-470 MHz NMO Mount Connector PE51MP1006](#)



3 dB Tunable Poly Spring Vehicular Antenna 420-470 MHz NMO Mount Connector

Antennas Technical Data Sheet

PE51MP1006

Installation Instructions PE51MP1006 3 dB UHF ROOF MOUNT ANTENNA (420-470 MHz)

*Congratulations on your selection of another quality antenna product from Pasternack.
Pasternack is committed to continually provide the greatest antenna VALUE for your wireless applications.*

1. Parts (Figure 1):

Verify all parts are included with the Antenna as shown in Figure 1.

- A. Antenna Whip
- B. e/m-Flex™ Poly Spring Assembly
- C. NMO Base Coil Adapter
- D. O-Ring

2. Tools/Materials Required:

- A. Tool for cutting stainless steel whip
- B. Hex Wrench (3-32")
- C. **Note:** Special tools are not required to install the antenna. The antenna is intended to be installed using a firm hand torque until the sealing O-ring is completely compressed against the installation surface.

3. Pre-Installation (Figure 2):

- A. The PE51MP1006 is designed for installation to a standard NMO mount.
- B. Ensure O-ring is properly seated within O-ring groove as shown in Figure 2.
- C. **Important:** Verify proper operational frequency is stamped on the base of the coil as shown in Figure 2.
- D. Read and follow all Whip Cutting Instructions supplied for this model.

4. Tuning and Installation (Figure 3):

- A. Verify contact spring is completely extended. If necessary, adjust by pulling the contact outward. (Figure 3)
- B. Thread NMO Base Coil Adapter onto the vehicle NMO mount. Tighten by hand until O-Ring is completely seated.
- C. Thread Spring onto NMO Base Coil Adapter. Firmly torque by hand.
- D. Refer to PE51MP1006 whip cutting instructions. Cut whip to length according to desired frequency of operation.
- E. Verify VSWR. Apply firm torque to whip adapter set screws (2 ea.).




Figure 1




Figure 2



Figure 3

Click the following link (or enter part number in "SEARCH" on website) to obtain additional part information including price, inventory and certifications: [3 dB Tunable Poly Spring Vehicular Antenna 420-470 MHz NMO Mount Connector PE51MP1006](#)



3 dB Tunable Poly Spring Vehicular Antenna
420-470 MHz NMO Mount Connector

WHIP CUTTING INSTRUCTIONS

FOR TUNING PE51MP1006

(420-470 MHz)

PLEASE CAREFULLY READ ALL
INSTRUCTIONS BEFORE CUTTING
THE WHIP.

1. **IMPORTANTN:** Before Cutting.

It is recommended to cut the whip longer than the required dimension to verify actual performance. Then trim the whip in 1/16" (1.5mm) increments to fine tune the desired VSWR response.

CUTTING NOTE: The whip can be cut using a grinding wheel or shearing tool designed for this purpose.

2. **Note:** The Tuned Length "W" is determined by measuring the distance between the top of the whip adapter and the top of the whip. SEE FIGURE 4. Cut length dimension will be approximately 1" (25mm) longer than Tuned Length "W".

3. Identify the desired center frequency of operation in the left column of TABLE 1. Imperial and Metric units are given for convenience.

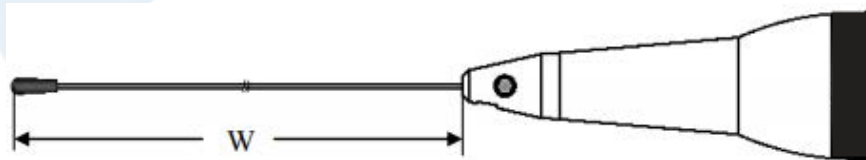
4. **TUNING NOTE:** For frequencies not listed in TABLE 1, interpolation of Tuned Length "W" is permitted. When interpolating intermediate frequencies, the antenna frequency response increases by approximately 1 MHz for every 0.04" (1 mm) of cut length.

5. Cut the whip as required to establish the specified Tuned Length "W" as shown in Figure 4.

6. Verify VSWR. Secure set screws (2 ea.).

FREQUENCY (MHz)	TUNED WHIP LENGTH "W"	
	(inches)	(mm)
420	10-5/8	268
423	10-7/16	264
426	10-1/4	260
429	10-1/8	256
432	9-15/16	252
435	9-13/16	248
438	9-9/16	243
441	9-3/8	238
445	9-3/16	232
448	8-15/16	227
451	8-3/4	222
454	8-9/16	217
457	8-3/8	212
460	8-3/16	208
463	8-1/8	205
466	8	203
469	7-15/16	201
470	7-7/8	199

Table 1



[Note: Add 1" (25mm) to Tuned Length "W" when cutting whip.]

Figure 4

Click the following link (or enter part number in "SEARCH" on website) to obtain additional part information including price, inventory and certifications: [3 dB Tunable Poly Spring Vehicular Antenna 420-470 MHz NMO Mount Connector PE51MP1006](#)



3 dB Tunable Poly Spring Vehicular Antenna
420-470 MHz NMO Mount Connector

Antennas Technical Data Sheet

PE51MP1006

Environmental Specifications

Temperature

Operating Range

-40 to +85 deg C

Humidity

95%

Corrosion

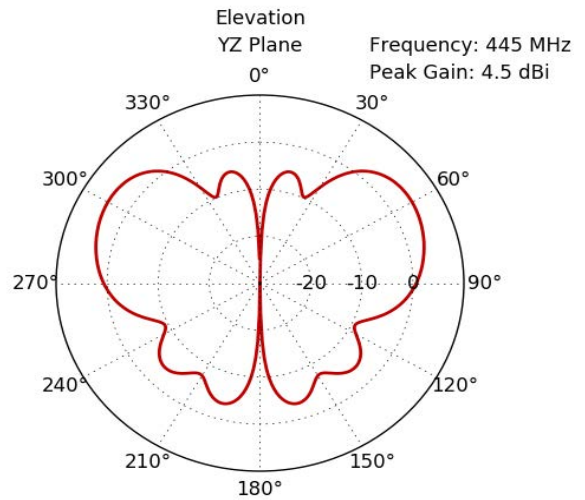
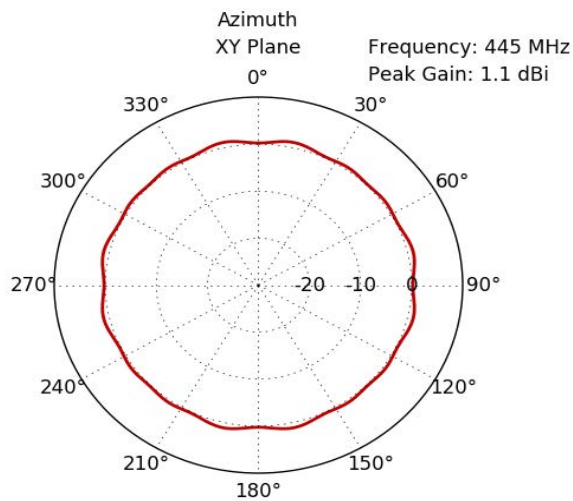
Salt Fog

Compliance Certifications (see [product page](#) for current document)

Plotted and Other Data

Notes:

Typical Radiation Pattern



Click the following link (or enter part number in "SEARCH" on website) to obtain additional part information including price, inventory and certifications: [3 dB Tunable Poly Spring Vehicular Antenna 420-470 MHz NMO Mount Connector PE51MP1006](#)



3 dB Tunable Poly Spring Vehicular Antenna 420-470 MHz NMO Mount Connector

Antennas Technical Data Sheet

PE51MP1006

3 dB Tunable Poly Spring Vehicular Antenna 420-470 MHz NMO Mount Connector from Pasternack Enterprises has same day shipment for domestic and International orders. Our RF, microwave and millimeter wave products maintain a 99.4% availability and are part of the broadest selection in the industry.

Click the following link (or enter part number in "SEARCH" on website) to obtain additional part information including price, inventory and certifications: [3 dB Tunable Poly Spring Vehicular Antenna 420-470 MHz NMO Mount Connector PE51MP1006](https://www.pasternack.com/single-antenna-420-470-mhz-3-db-gain-nmo-mount-pe51mp1006-p.aspx)

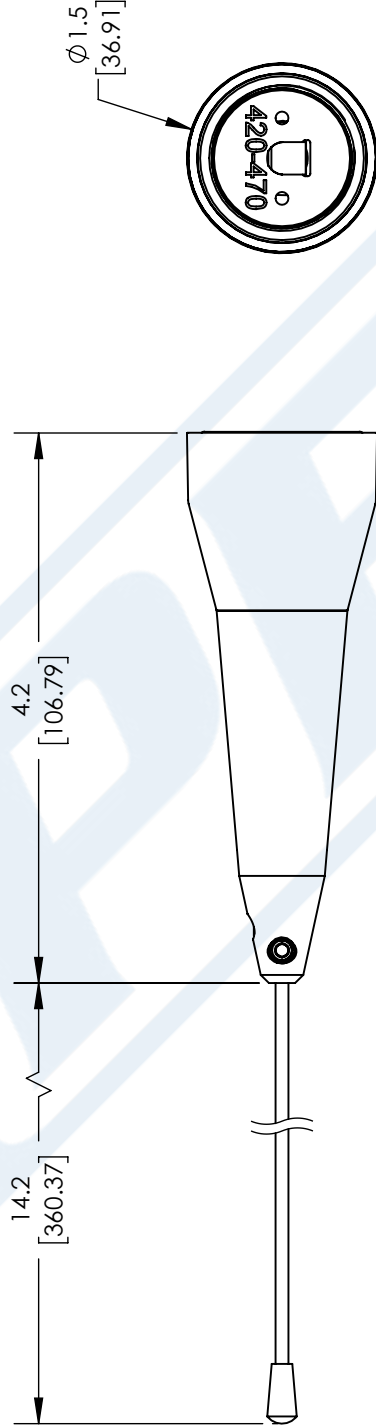
URL: <https://www.pasternack.com/single-antenna-420-470-mhz-3-db-gain-nmo-mount-pe51mp1006-p.aspx>

The information contained in this document is accurate to the best of our knowledge and representative of the part described herein. It may be necessary to make modifications to the part and/or the documentation of the part, in order to implement improvements. Pasternack reserves the right to make such changes as required. Unless otherwise stated, all specifications are nominal. Pasternack does not make any representation or warranty regarding the suitability of the part described herein for any particular purpose, and Pasternack does not assume any liability arising out of the use of any part or documentation.

PE51MP1006 CAD Drawing

3 dB Tunable Poly Spring Vehicular Antenna 420-470 MHz NMO Mount Connector

REVISIONS			
REV.	DESCRIPTION	DATE	APPROVED
A	INITIAL RELEASE	07/18/2019	MMILLER



UNLESS OTHERWISE SPECIFIED
LEADING DIMENSIONS ARE INCHES
DIMENSIONS IN [] ARE MILLIMETERS

TOLERANCES:
X \pm 2 [5.08] FRACTIONS
XX \pm 01 [.25] +1/32
XXX \pm .005 [.13] ANGLES \pm 1°

ALL DIMENSIONS SHOWN
ARE FOR REFERENCE ONLY.

THIRD-ANGLE PROJECTION

(PE) PASTERNAK
an INFINITE brand

Pasternack Enterprises, Inc.
P. O. Box 16759, Irvine, CA 92623.
Phone: 1.949.261.1920 | 1.866.727.8376
Fax: 1.949.261.7451
www.pasternack.com | e-mail: sales@pasternack.com

THE INFORMATION AND DESIGN IN THIS DOCUMENT IS THE PROPERTY OF PASTERNAK CORPORATION. ALL RIGHTS RESERVED.

SHEET 1 OF 1
SCALE N/A

SIZE A CAGE NUMBER 53919 DRAWN BY BPUCHASKI PART NUMBER PE51MP1006 REV A

THESE COMMODITIES, TECHNOLOGY OR SOFTWARE WERE EXPORTED FROM THE UNITED STATES IN ACCORDANCE WITH THE EXPORT ADMINISTRATION REGULATIONS. DIVERSION CONTRARY TO U.S. LAW PROHIBITED.