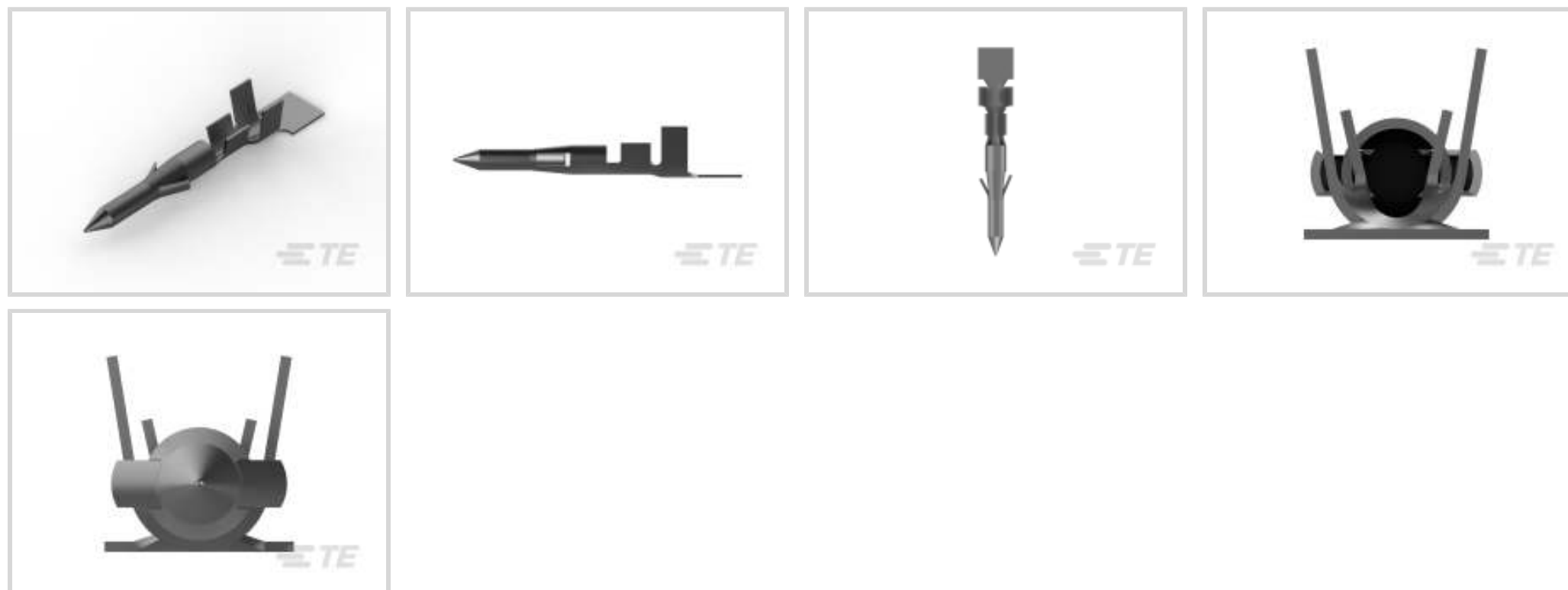




Connectors > Power Connectors > Power Contacts

Power Contact Type: **Contact**Operating Voltage: **250 VAC**Contact Mating Area Plating Material: **Tin**Wire Size: **.2 – .82 mm²**

Features

Product Type Features

| | |
|-----------------------------------|--------------|
| Power Contact Type | Contact |
| Connector & Contact Terminates To | Wire & Cable |

Electrical Characteristics

| | |
|-------------------|---------|
| Operating Voltage | 250 VAC |
|-------------------|---------|

Contact Features

| | |
|---|--------------------------------|
| Contact Fabrication | Stamped & Formed |
| Contact Mating Area Plating Material | Tin |
| Contact Current Rating (Max) | 9 A |
| Contact Type | Pin |
| Contact Retention Within Housing | With |
| Mating Pin Diameter | 1.57 mm[.062 in] |
| Contact Base Material | Brass |
| Wire Contact Termination Area Plating Thickness | .4 – 3.5 μm[15.75 – 137.8 μin] |
| Wire Contact Termination Area Plating Material | Pre-Tin |
| Wire Contact Termination Area Plating Material Finish | Bright |



| | |
|---------------------|----------|
| Contact Orientation | Straight |
|---------------------|----------|

Termination Features

| | |
|------------------------------------|-------|
| Termination Method to Wire & Cable | Crimp |
|------------------------------------|-------|

Mechanical Attachment

| | |
|-------------------------|---------|
| Wire Insulation Support | Without |
|-------------------------|---------|

Dimensions

| | |
|-----------|--------------------------|
| Wire Size | .2 – .82 mm ² |
|-----------|--------------------------|

| | |
|--------------------------------------|-------------------------------|
| Compatible Insulation Diameter Range | 1.27 – 2.79 mm [.05 – .11 in] |
|--------------------------------------|-------------------------------|

Usage Conditions

| | |
|-----------------------------|-----------------------------|
| Operating Temperature Range | -55 – 105 °C [-67 – 221 °F] |
|-----------------------------|-----------------------------|

Operation/Application

| | |
|---------------------|-------|
| Circuit Application | Power |
|---------------------|-------|

Industry Standards

| | |
|------------|---------|
| CSA Rating | LR 7189 |
|------------|---------|

| | |
|-----------|------------|
| UL Rating | Recognized |
|-----------|------------|

| | |
|-----------------|---------|
| Agency/Standard | CSA, UL |
|-----------------|---------|

Packaging Features

| | |
|--------------------|------|
| Packaging Quantity | 6000 |
|--------------------|------|

| | |
|------------------|------|
| Packaging Method | Reel |
|------------------|------|

Product Compliance

[For compliance documentation, visit the product page on TE.com>](#)

| | |
|------------------------------|-----------|
| EU RoHS Directive 2011/65/EU | Compliant |
|------------------------------|-----------|

| | |
|-----------------------------|-----------|
| EU ELV Directive 2000/53/EC | Compliant |
|-----------------------------|-----------|

| | |
|---|---|
| China RoHS 2 Directive MIIT Order No 32, 2016 | No Restricted Materials Above Threshold |
|---|---|

| | |
|--|--|
| EU REACH Regulation (EC) No. 1907/2006 | Current ECHA Candidate List: JUNE 2023 (235) Candidate List Declared Against: JAN 2023 (233) Does not contain REACH SVHC |
|--|--|

| | |
|-----------------|---|
| Halogen Content | Low Halogen - Br, Cl, F, I < 900 ppm per homogenous material. Also BFR/CFR/PVC Free |
|-----------------|---|

| | |
|---------------------------|--|
| Solder Process Capability | Not applicable for solder process capability |
|---------------------------|--|

Product Compliance Disclaimer



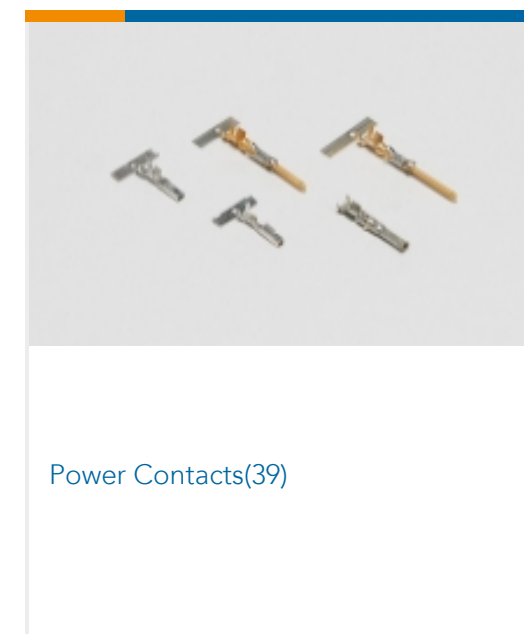
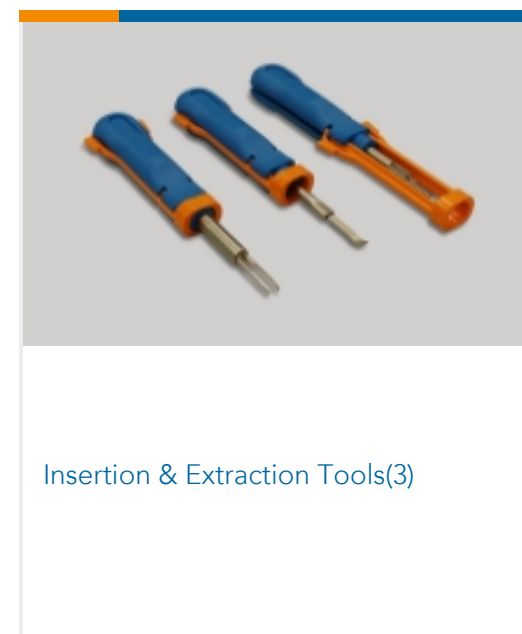
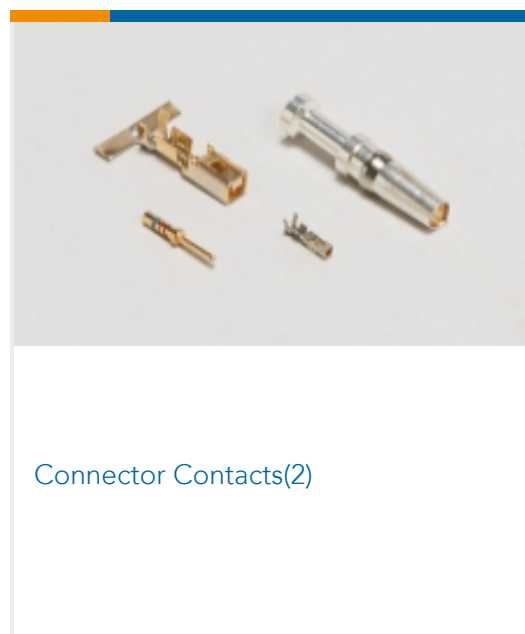
This information is provided based on reasonable inquiry of our suppliers and represents our current actual knowledge based on the information they provided. This information is subject to change. The part numbers that TE has identified as EU RoHS compliant have a maximum concentration of 0.1% by weight in homogenous materials for lead, hexavalent chromium, mercury, PBB, PBDE, DBP, BBP, DEHP, DIBP, and 0.01% for cadmium, or qualify for an exemption to these limits as defined in the Annexes of Directive 2011/65/EU (RoHS2). Finished electrical and electronic equipment products will be CE marked as required by Directive 2011/65/EU. Components may not be CE marked. Additionally, the part numbers that TE has identified as EU ELV compliant have a maximum concentration of 0.1% by weight in homogenous materials for lead, hexavalent chromium, and mercury, and 0.01% for cadmium, or qualify for an exemption to these limits as defined in the Annexes of Directive 2000/53/EC (ELV). Regarding the REACH Regulation, the information TE provides on SVHC in articles for this part number is based on the latest European Chemicals Agency (ECHA) 'Guidance on requirements for substances in articles' posted at this URL: <https://echa.europa.eu/guidance-documents/guidance-on-reach>

Compatible Parts




| | | | |
|---|---|---|---|
|  <p>TE Part # 770278-1 01P .062 COMM P&S PLUG</p> |  <p>TE Part # 770334-1 04P .062 COMM P&S PLUG</p> |  <p>TE Part # 770277-1 01P .062 COMM P&S RECPT</p> |  <p>TE Part # 770335-1 04P .062 COMM P&S RECPT</p> |
|  <p>TE Part # 770333-1 03P .062 COMM P&S RECPT</p> |  <p>TE Part # 770340-1 02P .062 COMM P&S PLUG</p> |  <p>TE Part # 770343-1 02P .062 COMM P&S RECPT</p> |  <p>TE Part # 770331-1 03P .062 COMM P&S PLUG</p> |
|  <p>TE Part # 770342-1 02P .062 COMM P&S RECPT</p> |  <p>TE Part # 770432-1 04P .062 COMM P&S RECPT</p> |  <p>TE Part # 770274-1 04P .062 COMM P&S RECPT</p> |  <p>TE Part # 770275-1 04P .062 COMM P&S PLUG</p> |



Also in the Series | Commercial Pin and Socket Connectors



Customers Also Bought





Documents

Product Drawings

[.062 COMM P&S PIN 18-24 PTPBR](#)

English

CAD Files

Customer View Model

[ENG_CVM_770983-1_B.3d_igs.zip](#)

English

Customer View Model

[ENG_CVM_770983-1_B.3d_stp.zip](#)

English

Customer View Model

[ENG_CVM_770983-1_B.2d_dxf.zip](#)

English

3D PDF

English

3D PDF

3D

Customer View Model

[ENG_CVM_CVM_770983-1_D.2d_dxf.zip](#)

English

Customer View Model

[ENG_CVM_CVM_770983-1_D.3d_igs.zip](#)

English

Customer View Model

[ENG_CVM_CVM_770983-1_D.3d_stp.zip](#)

English



By downloading the CAD file I accept and agree to the [Terms and Conditions](#) of use.

Datasheets & Catalog Pages

[SOFT_SHELL_PIN_AND_SOCKET_CONNECTORS_CATALOG](#)

English

Product Specifications

[Application Specification](#)

English

Product Environmental Compliance

[TE Material Declaration](#)

English