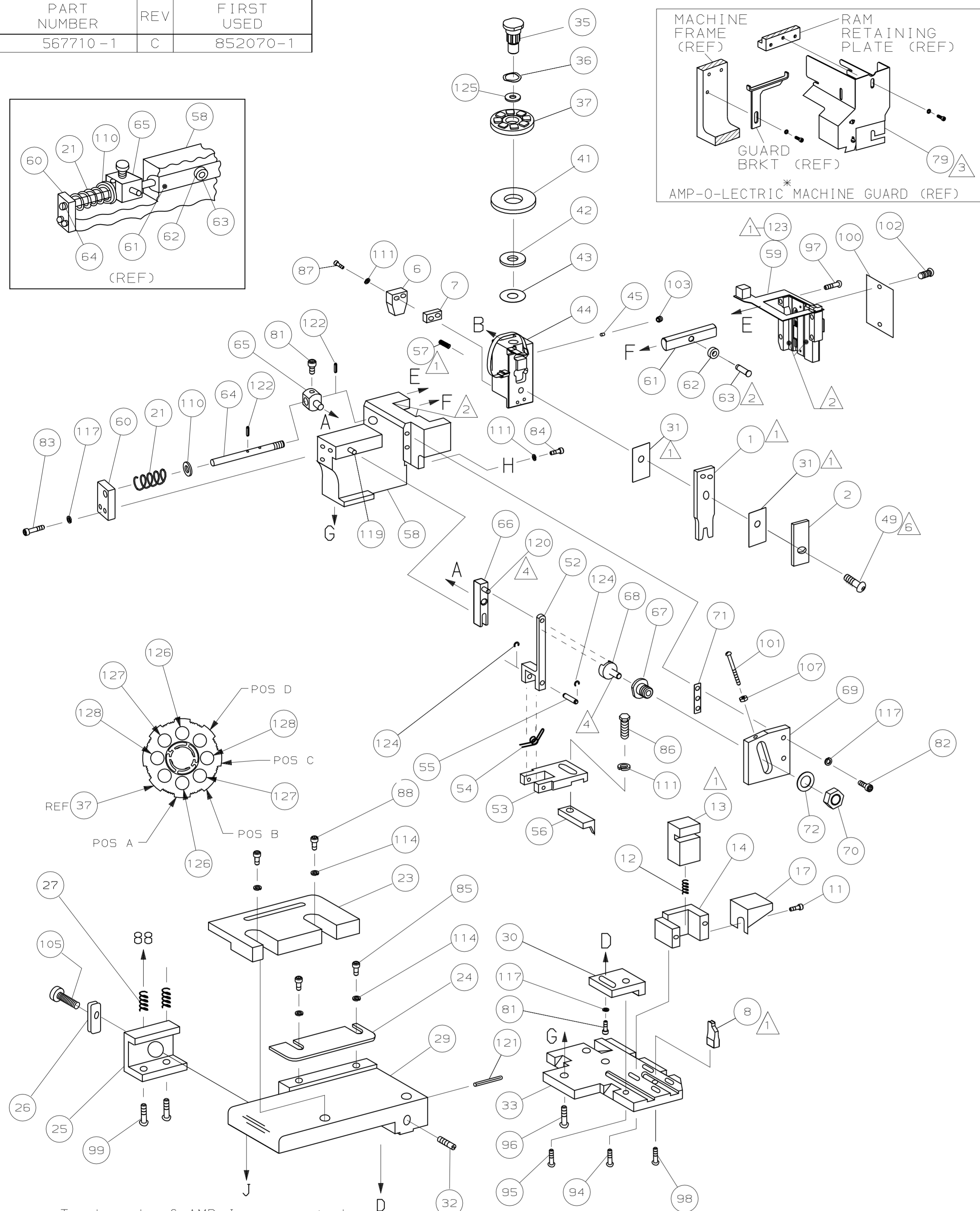
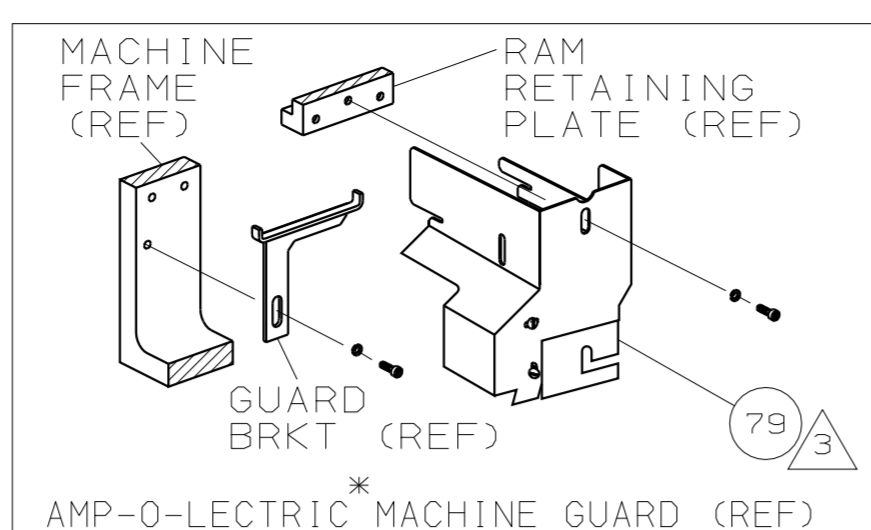
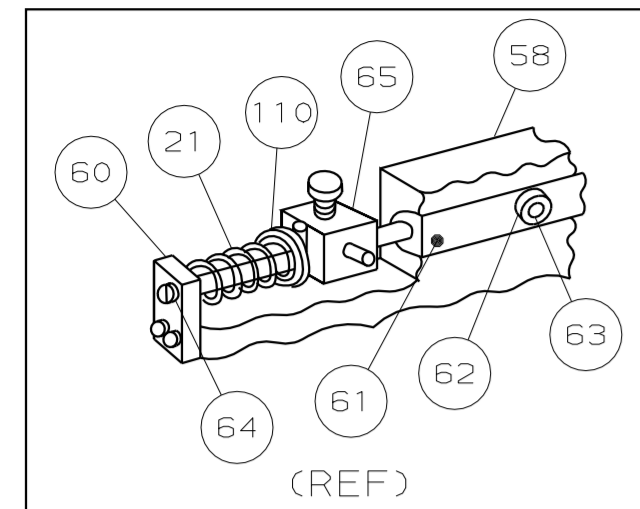
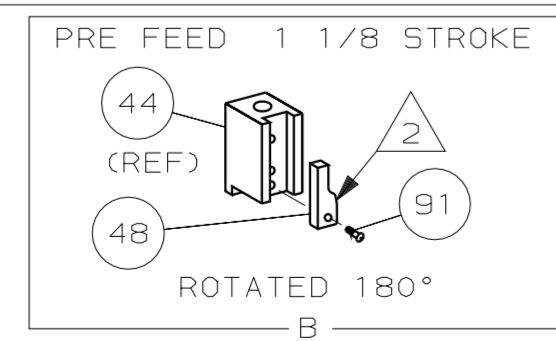


PART NUMBER	REV	FIRST USED
567710-1	C	852070-1



\* Trademark of AMP Incorporated



- 1 RECOMMENDED SPARE PARTS.
- 2 GREASE LIGHTLY.
- 3 GUARD MUST BE IN PLACE WHEN OPERATING APPLICATOR IN AMP-O-ELECTRIC MACHINE.
- 4 LUBRICATE DAILY USING NO. 20 MACHINE OIL.
- 5 CUT TO LENGTH AT ASSY.
- 6 TORQUE ITEM 49 TO 60 INCH POUNDS.

TERMINAL NAME:  
MINI AMPLIVAR SPLICE

62194
-------

TERM APPL SPEC 114-2006

CRIMPING DATA

PAD LTR	CRIMP HEIGHT	WIRE SIZE
A	.052 ±.002	1200-1600 CMA
B	.048 ±.002	800-1100 CMA
C	.044 ±.002	300-700 CMA
D	NOT USED	

CRIMP	SIZE	TYPE	RANGE
WIRE	.070	F	300-1600 CMA
INSUL	-	-	-

FEED	APPL INST	SET UP GAGE	LAYOUT
.330	A1 8040 & 9640		L1504

WIRE STRIP LENGTH -

QTY	REV	DESCRIPTION	ITEM NO
2	-	C 3-354779-4	PIN, WIRE DISC (.3160)C 129
2	-	C 2-354779-6	PIN, WIRE DISC (.3120)B 128
2	-	C 1-354779-8	PIN, WIRE DISC (.3080)A 126
1	-	A 986950-1	WASHER, FLAT PRECISION 125
2	-	A 21045-3	RING, RET "C" (Ø.187)FD FING PIN 124
1	-	B 856698-1	PCB ASSEMBLY 123
2	-	A 5-21028-1	PIN, SLT SPR (Ø.125x.50)ADJ ROD 122
1	-	A 4-21028-0	PIN, SLT SPR (Ø.093x.75)ST GDE PL 121
1	-	A 1-21030-1	PIN, DOWEL (Ø.187x.50)LEVER 120
1	-	A 1-21030-6	PIN, DOWEL (Ø.187x1.25)HOUSING 119
5	-	A 21024-5	WASHER, LOCK (#10)ADJ BLOCK 118
			117
			116
			115
2	-	A 21024-2	WASHER, LOCK (#4)FRONT STP GUIDE 114
			113
			112
4	-	A 21024-4	WASHER, LOCK (#8)STRIPPER 111
1	-	A 21899-4	WASHER, FLAT (Ø5/16)SCREW ADJ 110
			109
			108
1	-	A 21018-5	NUT, HEX (6-32)FEED ADJ 107
			106
1	-	A 22353-8	SCR, SHLD (Ø.187 X .25)DRAG LEVER 105
			104
1	-	A 21009-2	SCR, SKT SET (1/4-20x.25 LW)RAM 103
REF	-	A 1-21002-3	SCR, BHC (4-40x.25) ID PLATE 102
1	-	A 6-23715-5	SCR, PAN HD (6-32x1.50)FEED ADJ 101
1	-	B 461264-1	PLATE, IDENTIFICATION 100
2	-	A 3-21002-0	SCR, BHC (10-32x.88)DRAG 99
1	-	A 22733-8	SCR, BHC (8-32x.38 LW)ANVIL 98
2	-	A 2-21002-9	SCR, BHC (10-32x.75)CAP 97
3	-	A 2-22733-8	SCR, BHC (1/4-20x.62)HOUSING 96
1	-	A 2-21002-7	SCR, BHC (10-32x.50)SG ADJ BLOCK 95
2	-	A 2-21002-2	SCR, BHC (8-32x.50)SHEAR 94
2	-	A 1-21002-4	SCR, BHC (4-40x.38)R STRIP GUIDE 93
			92
1	-	A 1-21002-7	SCR, BHC (6-32x.38)CAM 91
			90
			89
2	-	A 1-21000-5	SCR, SHC (4-40x.50)ST GUIDE 88
2	-	A 2-21000-8	SCR, SHC (8-32x.63)DEP-HOLD 87
1	-	A 2-22603-0	SCR, HEX HD (8-32x.31)FEED FINGER 86
2	-	A 1-21000-3	SCR, SHC (4-40x.25)R ST GUIDE 85
1	-	A 2-21000-7	SCR, SHC (8-32x.50)STRIPPER 84
2	-	A 3-21000-7	SCR, SHC (10-32x.75)FEED ROD GD 83
2	-	A 3-21000-6	SCR, SHC (10-32x.62)FEED ADJ BLK 82
2	-	A 3-21000-4	SCR, SHC (10-32x.38)SG ADJ BL 81
			80
REF	-	B 455749-1	GUARD, WINDOW 79
			78
			77
			76
			75
			74
			73
1	-	A 458109-1	WASHER, SPECIAL 72
1	-	A 690517-1	SPACER 71

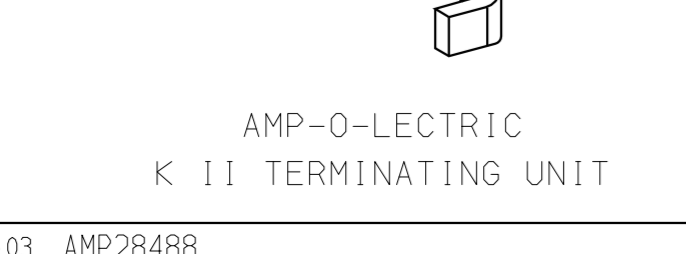
QTY	REV	DESCRIPTION	ITEM NO
-1	U/M	DWG SIZE	

STANDARD FORCE CRIMP QUALITY MONITOR APPLICATOR

QTY	REV	DESCRIPTION	ITEM NO
1	-	B 22594-8	NUT, HEX (1/2-20) 70
1	-	B 240628-1	PLATE, ADJUSTMENT 69
1	-	B 240626-1	SHAFT, PIVOT 68
1	-	B 240633-1	BUSHING 67
1	-	A 455680-1	LEVER, INTERMEDIATE 66
1	-	B 240629-1	BLOCK, PIVOT 65
1	-	A 240632-2	SCREW, ADJ FEED ROD 64
1	-	B 240659-3	PIN, CAM ROLLER 63
1	-	B 240658-1	ROLLER, CAM 62
1	-	B 454398-2	ROD, FEED 61
1	-	A 454178-1	GUIDE, FEED ROD 60
1	-	C 768325-1	MODIFIED CAP ASSEMBLY 59
1	-	D 454485-1	HOUSING 58
1	-	A 7-21013-3	SCR SET (5/16x.38)CR BOLT 57
1	-	B 694433-8	PAWL, FEED 56
1	-	B 240624-1	PIN, FEED FINGER 55
1	-	B 691499-1	SPRING, FEED FINGER 54
1	-	A 690541-1	HOLDER, FEED FINGER 53
1	-	B 455679-1	LEVER, TERMINAL FEED ARM 52
			51
			50
1	-	A 7-21002-9	BOLT, CRIMPER (5/16x1.00) 49
1	-	B 690602-5	CAM, PRE-FEED 1 1/8 ST 48
			47
			46
			45
1	-	A 690191-1	PLUG, NYLON 44
1	-	B 853493-1	SIDE FEED RAM ASSEMBLY 44
1	-	A 690125-1	WASHER, LAMINATED 43
1	-	A 690124-1	WASHER, RAM 42
1	-	A 690223-2	SPACER, INSULATION DISC 41
			40
			39
			38
1	-	D 354777-1	WIRE DISC, PLASTIC 37
1	-	A 22480-5	WASHER, SPRING 36
1	-	B 690212-1	POST, RAM 35
			34
1	-	D 679254-1	PLATE, BASE 33
1	-	A 690432-3	SCREW, ADJUSTMENT 32
2	-	B 853495-1	GASKET 31
1	-	B 816182-1	BLOCK, STRIP GUIDE ADJ 30
1	-	C 844048-4	PLATE, STRIP GUIDE 29
			28
2	-	A 1-22284-0	SPRING, DRAG 27
1	-	B 240793-1	LEVER, DRAG RELEASE 26
1	-	B 240792-1	DRAG, TERMINAL 25
1	-	D 690438-1	GUIDE, STRIP (REAR) 24
1	-	A 690487-6	GUIDE, STRIP (FRONT) 23
			22
1	-	A 4-22284-9	SPRING, FEED RETURN 21
			20
1	-	B 456468-5	STRIPPER 19
			18
1	-	A 691668-1	GUARD, CHIP (REAR) 17
			16
			15
1	-	B 690462-1	HOLDER, SHEAR (REAR) 14
1	-	C 690463-6	SHEAR, FLOAT (REAR) 13
1	-	A 5-22281-0	SPRING, SHEAR 12
1	-	B 690461-1	STOP, SHEAR 11
			10
			9
1	-	C 6-683403-6	ANVIL 8
1	-	C 2-240641-4	SPACER, DEPRESSOR (REAR) 7
1	-	A 690468-1	DEPRESSOR, SHEAR (REAR) 6
			5
			4
			3
1	-	C 455888-8	SPACER, CRIMPER 2
1	-	C 2-456404-1	CRIMPER, WIRE 1

QTY	REV	DESCRIPTION	ITEM NO
-1	U/M	DWG SIZE	

LOC A
DIST 66



THIS DRAWING IS A CONTROLLED DOCUMENT FOR AMP INCORPORATED. IT IS SUBJECT TO CHANGE AND THE CONTROLLING ENGINEERING ORGANIZATION SHOULD BE CONTACTED FOR THE LATEST REVISION.

THIS INFORMATION IS CONFIDENTIAL AND IS DISCLOSED TO YOU ON CONDITION THAT NO FURTHER DISCLOSURE IS MADE BY YOU TO OTHER THAN AMP PERSONNEL WITHOUT WRITTEN AUTHORIZATION FROM AMP INCORPORATED, HARRISBURG, PA.

567710