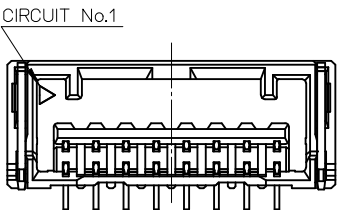
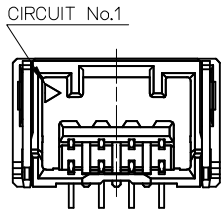
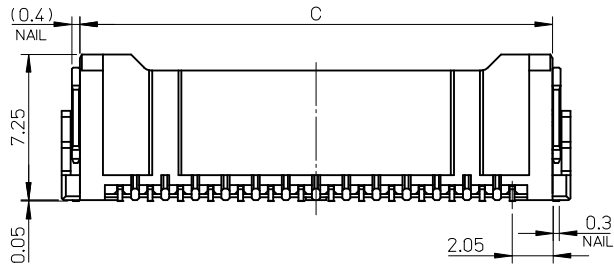
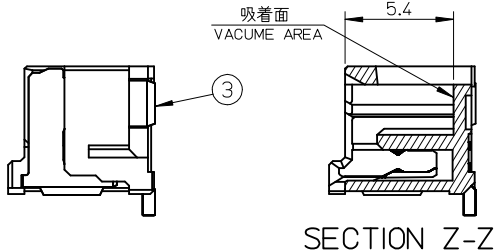
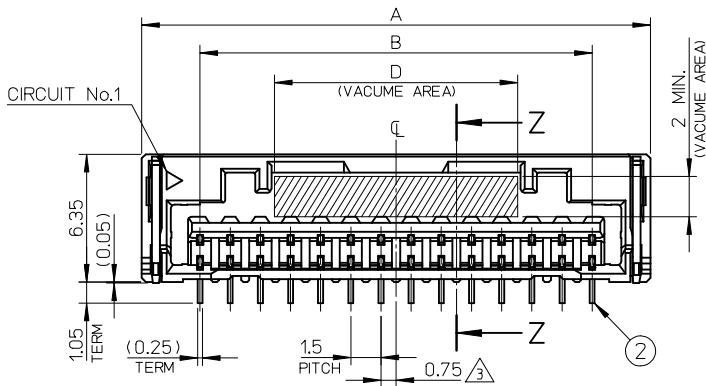
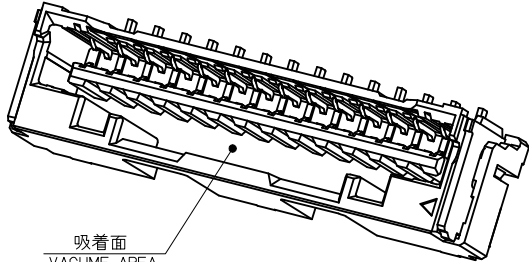
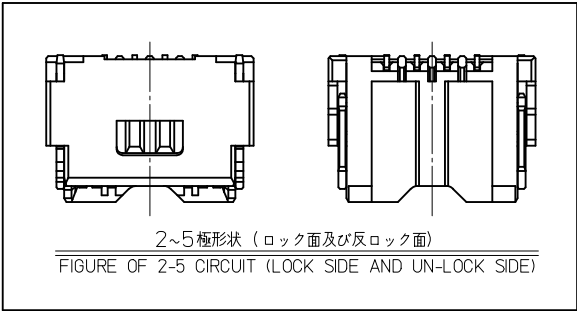
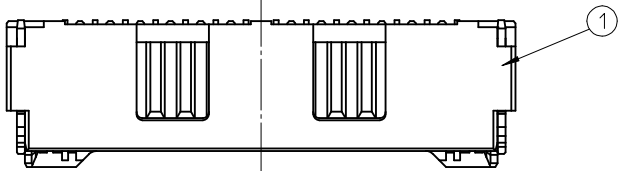


10 9 8 7 6 5 4 3 2 1



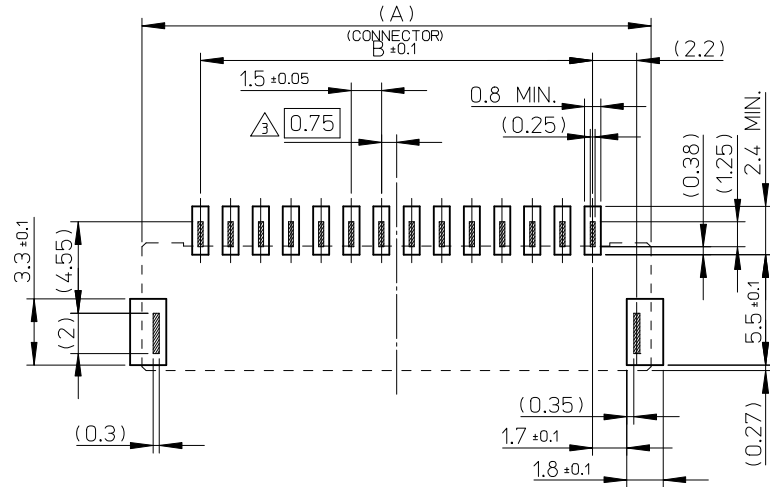
12.1	25	21	26.8	502584-157*	15
12.1	23.5	19.5	25.3	-147*	14
12.1	22	18	23.8	-137*	13
12.1	20.5	16.5	22.3	-127*	12
12.1	19	15	20.8	-117*	11
10.1	17.5	13.5	19.3	-107*	10
10.1	16	12	17.8	-097*	9
8.6	14.5	10.5	16.3	-087*	8
7.1	13	9	14.8	-077*	7
6.2	11.5	7.5	13.3	-067*	6
3.2	10	6	11.8	-057*	5
2.9	8.5	4.5	10.3	-047*	4
2.15	7	3	8.8	-037*	3
2	5.5	1.5	7.3	502584-027*	2
D	C	B	A	EMBOSSD TAPE PACKAGE ORDER No.	CIRCUIT No.

No.	部品 PART	材料 MATERIAL
①	ハウジング HOUSING	耐熱性樹脂 UL94V-0 HEATPROOF RESIN UL94V-0
②	ターミナル TERMINAL	銅合金 COPPER ALLOY
		錫めっき: 1.0 micro-meter MIN. TIN (TAIL AREA) ニッケルめっき(下地): 1.0 micro-meter MIN. NICKEL (UNDER PLATING)
③	ネイル NAIL	銅合金 COPPER ALLOY
		錫めっき: 1.0 micro-meter MIN. TIN ニッケルめっき(下地): 1.0 micro-meter MIN. NICKEL (UNDER PLATING)

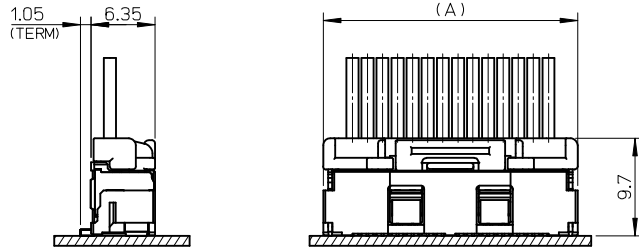
REVISED EC No: J2014-0065 DRWN: YAJI MAO1 2013/07/10 CHKD: KASAKAWA 2013/07/10 APPR: NUKI ITA 2013/07/10 K	DESCRIPTION	GENERAL TOLERANCES (UNLESS SPECIFIED)		DIMENSION STYLE MM ONLY		SCALE 4:1	DESIGN UNITS METRIC	THIRD ANGLE PROJECTION	
		10 UNDER ±0.2	10 OVER 30 UNDER ±0.25	30 OVER ±0.3	DRAWN BY N. ITO	DATE '07/07/09	TITLE 15MM W/B CONN. S/T REC. ASS'Y		
		ANGULAR ±3 °		DRAFT WHERE APPLICABLE MUST REMAIN WITHIN DIMENSIONS		CHECKED BY K. ASAKAWA	DATE '07/07/10		
		MATERIAL NO. SEE CHART		APPROVED BY Y. ITO		DATE '07/07/10	DOCUMENT NO. SD-502584-001		

THIS DRAWING CONTAINS INFORMATION THAT IS PROPRIETARY TO MOLEX INCORPORATED AND SHOULD NOT BE USED WITHOUT WRITTEN PERMISSION

9 8 7 6 5 4 3 2



基板パターンレイアウト (参考)
RECOMMENDED P.C.B PATTERN LAYOUT (REF.)



嵌合図
MATED CONNECTORES

NOTES

1. 嵌合相手: 502578 シリーズ
MATE WITH: 502578 SERIES
2. 端子テール部及びネイルの平坦度: 0.1 MAX.
TAIL AND NAIL COPLANARITY TO BE 0.1 MAX.
3. 極数/2=偶数に適用
APPLY FOR CIRCUIT SIZE / 2 = EVEN
4. 端子テール部及びネイルに錫めっきを使用している為、
外観に摺動痕が付く場合があります。
THE WOUND OF FRICTION MIGHT ADHERE TO EXTERNALS
BECAUSE THE TIN PLATING IS USED FOR THE TAIL AND NAIL.
5. 製品番号

MATERIAL No.
502584-***

極数 ↑
CIRCUIT SIZE

色 ↑
COLOR

No.	COLOR	CIRCUIT
70	ベージュ BEIGE	2~15
71	黒 BLACK	
72	赤 RED	
73	黄 YELLOW	
74	青 BLUE	
75	桃 PINK	
76	緑 GREEN	
77	茶 BROWN	
78	橙 ORANGE	
79	紫 VIOLET	

6. 本製品のプラスチック部に黒点・白点等が確認される場合や
色合いが異なる場合がありますが、製品性能に影響はありません。
THERE IS NO INFLUENCE IN THE PRODUCT
PERFORMANCE THOUGH THE BLACK AND WHITE SPOT ETC.
MIGHT BE CONFIRMED TO THE PLASTIC PART OF
THIS PRODUCT AND THE SHADE MIGHT BE DIFFERENT.

7. ELV 及び RoHS 適合品
ELV AND RoHS COMPLIANT


8. ORDER No. AND CONNECTOR SERIES No.

REVISED EC NO: J2014-0065 DRWN: YAJI IMAO1 2013/07/10 CHKD: KASAKAWA 2013/07/10 APPR: NUKITA 2013/07/10 REV K	DESCRIPTION	GENERAL TOLERANCES (UNLESS SPECIFIED)	DIMENSION STYLE MM ONLY	SCALE 4:1	DESIGN UNITS METRIC	THIRD ANGLE PROJECTION
		10 UNDER ±0.2	DRAWN BY N. ITO	DATE '07/07/09	TITLE 1.5MM W/B CONN. S/T REC. ASS'Y	
		10 OVER 30 UNDER ±0.25	CHECKED BY K. ASAKAWA	DATE '07/07/10		
		30 OVER ±0.3	APPROVED BY Y. ITO	DATE '07/07/10		
	ANGULAR ±3 °	DRAFT WHERE APPLICABLE MUST REMAIN WITHIN DIMENSIONS	MATERIAL NO. SEE CHART	DOCUMENT NO. SD-502584-001	SHEET NO. 2 OF 3	
			SIZE A3	THIS DRAWING CONTAINS INFORMATION THAT IS PROPRIETARY TO MOLEX INCORPORATED AND SHOULD NOT BE USED WITHOUT WRITTEN PERMISSION		

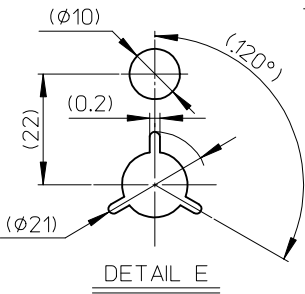
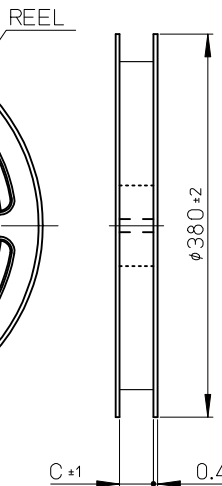
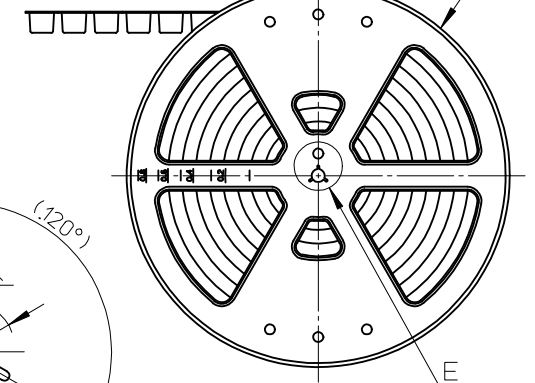
△ ORDER No. AND CONNECTOR SERIES No.

HSG COLOR : BLUE		HSG COLOR : YELLOW		HSG COLOR : RED		HSG COLOR : BLACK		HSG COLOR : BEIGE		
502584-1574	502584-***74	502584-1573	502584-***73	502584-1572	502584-***72	502584-1571	502584-***71	502584-1570	502584-***70	15
502584-1474		502584-1473		502584-1472		502584-1471		502584-1470		14
502584-1374		502584-1373		502584-1372		502584-1371		502584-1370		13
502584-1274		502584-1273		502584-1272		502584-1271		502584-1270		12
502584-1174		502584-1173		502584-1172		502584-1171		502584-1170		11
502584-1074		502584-1073		502584-1072		502584-1071		502584-1070		10
502584-0974		502584-0973		502584-0972		502584-0971		502584-0970		9
502584-0874		502584-0873		502584-0872		502584-0871		502584-0870		8
502584-0774		502584-0773		502584-0772		502584-0771		502584-0770		7
502584-0674		502584-0673		502584-0672		502584-0671		502584-0670		6
502584-0574		502584-0573		502584-0572		502584-0571		502584-0570		5
502584-0474		502584-0473		502584-0472		502584-0471		502584-0470		4
502584-0374		502584-0373		502584-0372		502584-0371		502584-0370		3
502584-0274		502584-0273		502584-0272		502584-0271		502584-0270		2
EMBOSSED TAPE PACKAGE オーダー番号ORDER No.	コネクタシリーズ CONNECTOR SERIES	EMBOSSED TAPE PACKAGE オーダー番号ORDER No.	コネクタシリーズ CONNECTOR SERIES	EMBOSSED TAPE PACKAGE オーダー番号ORDER No.	コネクタシリーズ CONNECTOR SERIES	EMBOSSED TAPE PACKAGE オーダー番号ORDER No.	コネクタシリーズ CONNECTOR SERIES	EMBOSSED TAPE PACKAGE オーダー番号ORDER No.	コネクタシリーズ CONNECTOR SERIES	極数 (KT. No.)

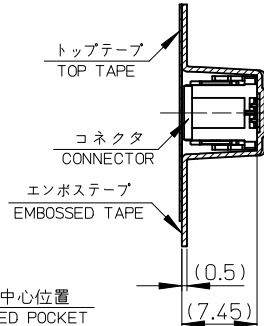
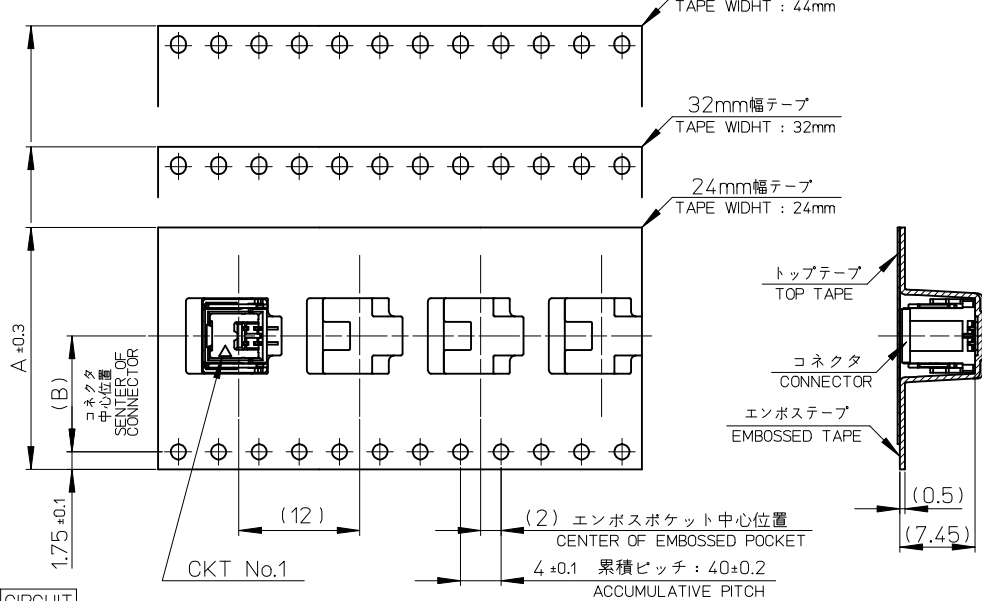
HSG COLOR : VIOLET		HSG COLOR : ORANGE		HSG COLOR : BROWN		HSG COLOR : GREEN		HSG COLOR : PINK		
502584-1579	502584-***79	502584-1578	502584-***78	502584-1577	502584-***77	502584-1576	502584-***76	502584-1575	502584-***75	15
502584-1479		502584-1478		502584-1477		502584-1476		502584-1475		14
502584-1379		502584-1378		502584-1377		502584-1376		502584-1375		13
502584-1279		502584-1278		502584-1277		502584-1276		502584-1275		12
502584-1179		502584-1178		502584-1177		502584-1176		502584-1175		11
502584-1079		502584-1078		502584-1077		502584-1076		502584-1075		10
502584-0979		502584-0978		502584-0977		502584-0976		502584-0975		9
502584-0879		502584-0878		502584-0877		502584-0876		502584-0875		8
502584-0779		502584-0778		502584-0777		502584-0776		502584-0775		7
502584-0679		502584-0678		502584-0677		502584-0676		502584-0675		6
502584-0579		502584-0578		502584-0577		502584-0576		502584-0575		5
502584-0479		502584-0478		502584-0477		502584-0476		502584-0475		4
502584-0379		502584-0378		502584-0377		502584-0376		502584-0375		3
502584-0279		502584-0278		502584-0277		502584-0276		502584-0275		2
EMBOSSED TAPE PACKAGE オーダー番号ORDER No.	コネクタシリーズ CONNECTOR SERIES	EMBOSSED TAPE PACKAGE オーダー番号ORDER No.	コネクタシリーズ CONNECTOR SERIES	EMBOSSED TAPE PACKAGE オーダー番号ORDER No.	コネクタシリーズ CONNECTOR SERIES	EMBOSSED TAPE PACKAGE オーダー番号ORDER No.	コネクタシリーズ CONNECTOR SERIES	EMBOSSED TAPE PACKAGE オーダー番号ORDER No.	コネクタシリーズ CONNECTOR SERIES	極数 (KT. No.)

REVISED EC No. J2014-0065 (DRWN:TYAJ/IMA01 2013/07/10) (CHKD:KASAKAWA 2013/07/10) (APPR:NUKITA 2013/07/10)	GENERAL TOLERANCES (UNLESS SPECIFIED)		DIMENSION STYLE MM ONLY		SCALE 4:1	DESIGN UNITS METRIC	THIRD ANGLE PROJECTION
	10 UNDER	± 0.2	DRAWN BY N. ITO	DATE '07/07/09	TITLE 15MM W/B CONN. S/T REC. ASS'Y		
	10 OVER 30 UNDER	± 0.25	CHECKED BY K. ASAKAWA	DATE '07/07/10			
	30 OVER	± 0.3	APPROVED BY Y. ITO	DATE '07/07/10			
ANGULAR ±3 °		MATERIAL NO. SEE CHART		DOCUMENT NO. SD-502584-001		SHEET NO. 3 OF 3	
DRAFT WHERE APPLICABLE MUST REMAIN WITHIN DIMENSIONS		THIS DRAWING CONTAINS INFORMATION THAT IS PROPRIETARY TO MOLEX INCORPORATED AND SHOULD NOT BE USED WITHOUT WRITTEN PERMISSION					

引き出し方向
PULL OUT DIRECTION



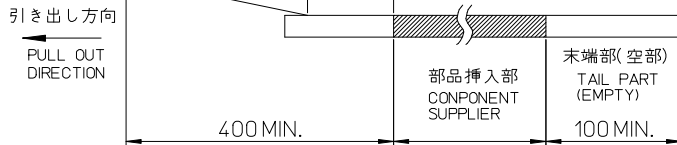
引き出し方向
PULL OUT DIRECTION



NOTES

- 製品詳細寸法については、SD-502584-001を参照下さい。
PLEASE REFER TO SD-502584-001 FOR THE DETAILED DIMENSION OF THE CONNECTOR.
- 梱包数量：900個
NUMBER OF CONNECTORS：900 PIECES/REEL.
- リードテープ長さ
LEAD TAPE LENGTH

トップテープ接着部(空エンボス)
20 PIECES MIN.
TOP TAPE BONDED PART(EMPTY)



No.	COLOR	CIRCUIT
70	ベージュ BEIGE	2~15
71	黒 BLACK	
72	赤 RED	
73	黄 YELLOW	
74	青 BLUE	
75	桃 PINK	
76	緑 GREEN	
77	茶 BROWN	
78	橙 ORANGE	
79	紫 VIOLET	

45.5	20.2	44	502584-157*	15
45.5	20.2	44	-147*	14
45.5	20.2	44	-137*	13
45.5	20.2	44	-127*	12
45.5	20.2	44	-117*	11
45.5	20.2	44	-107*	10
33.5	14.2	32	-097*	9
33.5	14.2	32	-087*	8
33.5	14.2	32	-077*	7
33.5	14.2	32	-067*	6
25.5	11.5	24	-057*	5
25.5	11.5	24	-047*	4
25.5	11.5	24	-037*	3
25.5	11.5	24	502584-027*	2

C B エンボステープ幅A 製品番号 極数
WIDTH OF TAPE MATERIAL NO. (KT. NO.)

- 材料
MATERIAL
キャリアテープ：ポリスチレン
CARRIER TAPE：POLYSTYRENE
トップテープ：ポリエステル、ポリエチレン、ポリエチレンテレフタレート
TOP TAPE：POLYESTER, POLYETHYLENE, POLYETHYLENE TEREPHTHALATE
リール：ポリスチレン <リサイクル材を含む>
REEL：POLYSTYRENE <RECYCLE MATERIAL CONTAINED>

- ELV 及び RoHS 適合品
ELV AND RoHS COMPLIANT

△ 製品番号
MATERIAL NO.

502584-****

極数 色
CIRCUIT SIZE COLOR

△ ORDER No. AND CONNECTOR SERIES No.

- 本製品は乾燥剤入り、ハイバリア梱包仕様である。
THIS PRODUCT IS HIGH BARRIER PACKAGE WITH DESICCANT.

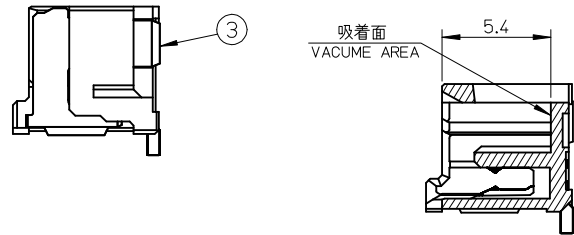
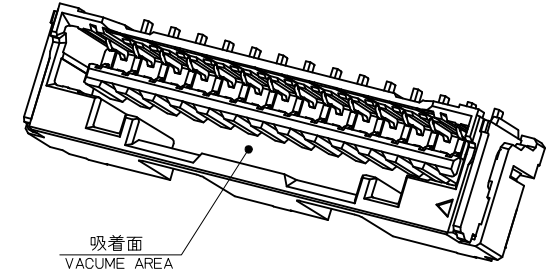
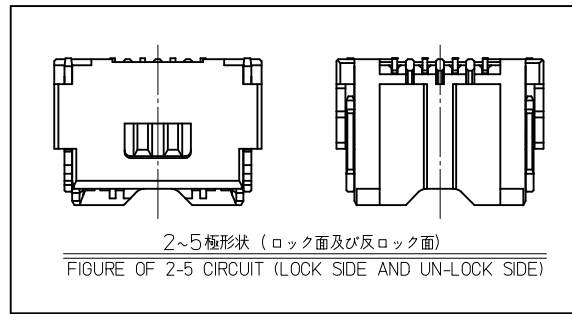
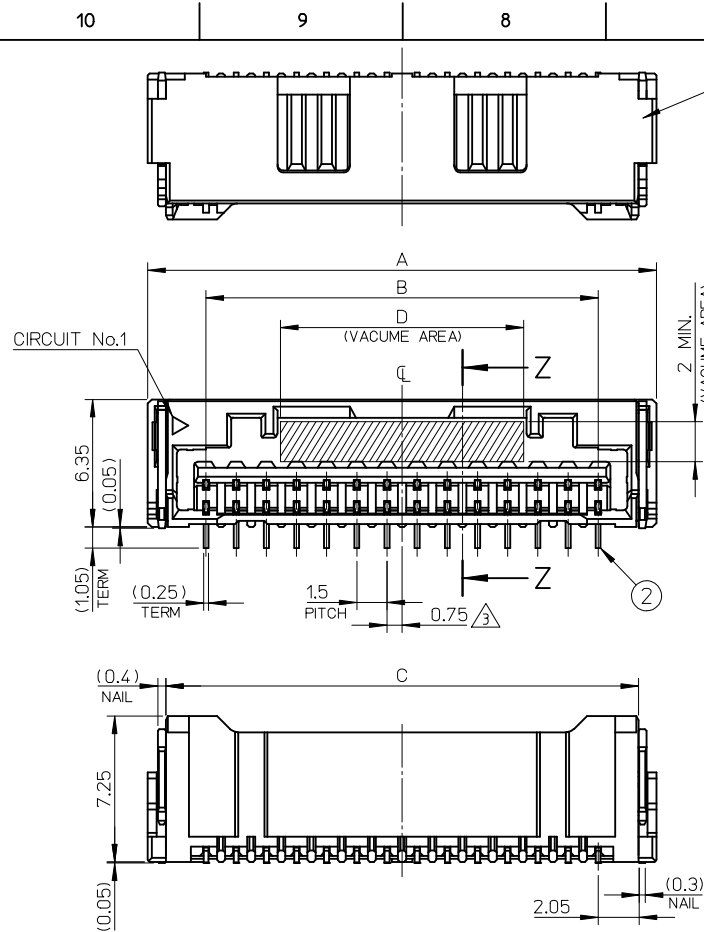
REVISED	EC NO. J2010-0624	DRWN: NITO 2009/10/07	CHKD: KASAKAWA 2009/10/07	APPR: NUKITA 2009/10/08	GENERAL TOLERANCES (UNLESS SPECIFIED)		DIMENSION STYLE		SCALE	DESIGN UNITS	
					10 UNDER ±0.2	10 OVER 30 UNDER ±0.25	MM ONLY	---	METRIC	THIRD ANGLE PROJECTION	
										EMBOSSED TAPE PACKAGE FOR 502584	
										MOLEX INCORPORATED	
										DOCUMENT NO.	SHEET NO.
										SD-502584-002	1 OF 2
										THIS DRAWING CONTAINS INFORMATION THAT IS PROPRIETARY TO MOLEX INCORPORATED AND SHOULD NOT BE USED WITHOUT WRITTEN PERMISSION	

△ ORDER No. AND CONNECTOR SERIES No.

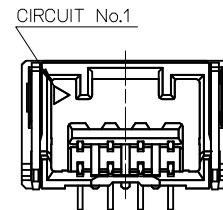
HSG COLOR : BLUE		HSG COLOR : YELLOW		HSG COLOR : RED		HSG COLOR : BLACK		HSG COLOR : BEIGE		
502584-***74	502584-1574	502584-***73	502584-1573	502584-***72	502584-1572	502584-***71	502584-1571	502584-***70	502584-1570	15
	502584-1474		502584-1473		502584-1472		502584-1471		502584-1470	14
	502584-1374		502584-1373		502584-1372		502584-1371		502584-1370	13
	502584-1274		502584-1273		502584-1272		502584-1271		502584-1270	12
	502584-1174		502584-1173		502584-1172		502584-1171		502584-1170	11
	502584-1074		502584-1073		502584-1072		502584-1071		502584-1070	10
	502584-0974		502584-0973		502584-0972		502584-0971		502584-0970	9
	502584-0874		502584-0873		502584-0872		502584-0871		502584-0870	8
	502584-0774		502584-0773		502584-0772		502584-0771		502584-0770	7
	502584-0674		502584-0673		502584-0672		502584-0671		502584-0670	6
	502584-0574		502584-0573		502584-0572		502584-0571		502584-0570	5
	502584-0474		502584-0473		502584-0472		502584-0471		502584-0470	4
	502584-0374		502584-0373		502584-0372		502584-0371		502584-0370	3
	502584-0274		502584-0273		502584-0272		502584-0271		502584-0270	2
コネクタ シリーズ CONNECTOR SERIES	製品番号 MATERIAL NO.	コネクタ シリーズ CONNECTOR SERIES	製品番号 MATERIAL NO.	コネクタ シリーズ CONNECTOR SERIES	製品番号 MATERIAL NO.	コネクタ シリーズ CONNECTOR SERIES	製品番号 MATERIAL NO.	コネクタ シリーズ CONNECTOR SERIES	製品番号 MATERIAL NO.	極数 (K.T. NO.)

HSG COLOR : VIOLET		HSG COLOR : ORANGE		HSG COLOR : BROWN		HSG COLOR : GREEN		HSG COLOR : PINK		
502584-***79	502584-1579	502584-***78	502584-1578	502584-***77	502584-1577	502584-***76	502584-1576	502584-***75	502584-1575	15
	502584-1479		502584-1478		502584-1477		502584-1476		502584-1475	14
	502584-1379		502584-1378		502584-1377		502584-1376		502584-1375	13
	502584-1279		502584-1278		502584-1277		502584-1276		502584-1275	12
	502584-1179		502584-1178		502584-1177		502584-1176		502584-1175	11
	502584-1079		502584-1078		502584-1077		502584-1076		502584-1075	10
	502584-0979		502584-0978		502584-0977		502584-0976		502584-0975	9
	502584-0879		502584-0878		502584-0877		502584-0876		502584-0875	8
	502584-0779		502584-0778		502584-0777		502584-0776		502584-0775	7
	502584-0679		502584-0678		502584-0677		502584-0676		502584-0675	6
	502584-0579		502584-0578		502584-0577		502584-0576		502584-0575	5
	502584-0479		502584-0478		502584-0477		502584-0476		502584-0475	4
	502584-0379		502584-0378		502584-0377		502584-0376		502584-0375	3
	502584-0279		502584-0278		502584-0277		502584-0276		502584-0275	2
コネクタ シリーズ CONNECTOR SERIES	製品番号 MATERIAL NO.	コネクタ シリーズ CONNECTOR SERIES	製品番号 MATERIAL NO.	コネクタ シリーズ CONNECTOR SERIES	製品番号 MATERIAL NO.	コネクタ シリーズ CONNECTOR SERIES	製品番号 MATERIAL NO.	コネクタ シリーズ CONNECTOR SERIES	製品番号 MATERIAL NO.	極数 (K.T. NO.)

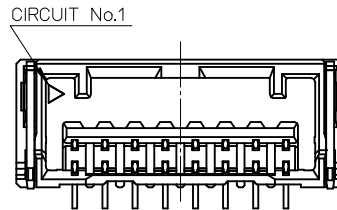
REVISED EC NO: J2010-0624 2009/10/07 DRWN: NITO 2009/10/07 CHKD: KASAKAWA 2009/10/07 APPR: NUKITA 2009/10/08 DESCRIPTION REV	GENERAL TOLERANCES (UNLESS SPECIFIED)		DIMENSION STYLE MM ONLY		SCALE ---	DESIGN UNITS METRIC	THIRD ANGLE PROJECTION	
	10 UNDER	±0.2	DRAWN BY NITO	DATE 2007/07/17	TITLE EMBOSSSED TAPE PACKAGE FOR 502584			
	10 OVER 30 UNDER	±0.25	CHECKED BY KASAKAWA	DATE 2007/07/17				
	30 OVER	±0.3	APPROVED BY YOITO	DATE 2007/07/17	MOLEX INCORPORATED			
	ANGULAR ±1 °		MATERIAL NO.	DOCUMENT NO.				
DRAFT WHERE APPLICABLE MUST REMAIN WITHIN DIMENSIONS		SEE TABLE		SD-502584-002		2 OF 2		
SIZE A3				THIS DRAWING CONTAINS INFORMATION THAT IS PROPRIETARY TO MOLEX INCORPORATED AND SHOULD NOT BE USED WITHOUT WRITTEN PERMISSION				



SECTION Z-Z



2~5 極の場合
CASE OF 2-5 CIRCUIT

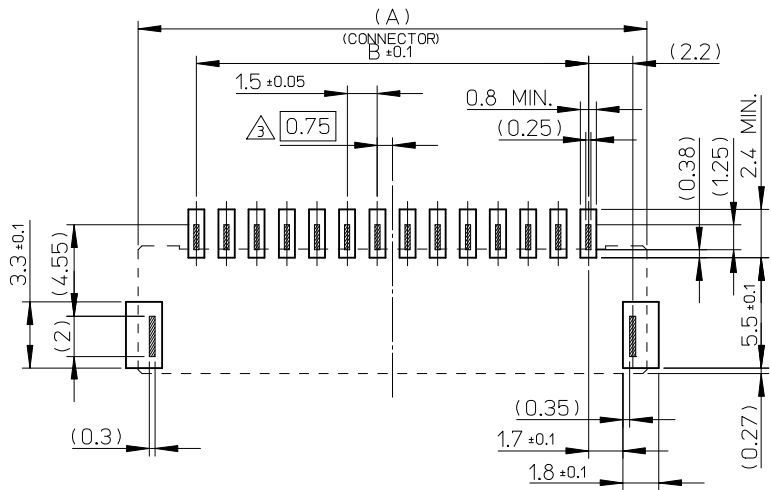


6~11 極の場合
CASE OF 6-11 CIRCUIT

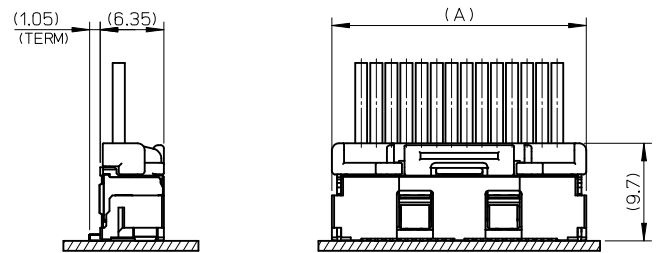
12.1	25	21	26.8	505405157*	15
12.1	23.5	19.5	25.3	↑ 147*	14
12.1	22	18	23.8	137*	13
12.1	20.5	16.5	22.3	127*	12
12.1	19	15	20.8	117*	11
10.1	17.5	13.5	19.3	107*	10
10.1	16	12	17.8	097*	9
8.6	14.5	10.5	16.3	087*	8
7.1	13	9	14.8	077*	7
6.2	11.5	7.5	13.3	067*	6
3.2	10	6	11.8	057*	5
2.9	8.5	4.5	10.3	047*	4
2.15	7	3	8.8	↓ 037*	3
2	5.5	1.5	7.3	505405027*	2
D	C	B	A	EMBOSSED TAPE PACKAGE ORDER No.	CIRCUIT No.

No.	部品 PART	材料 MATERIAL
①	ハウジング HOUSING	耐熱性樹脂 UL94V-0 HEATPROOF RESIN UL94V-0
②	ターミナル TERMINAL	銅合金 COPPER ALLOY
		コンタクト部 CONTACT AREA
		テール部 TAIL AREA
③	ネイル NAIL	銅合金 COPPER ALLOY
		ニッケルめっき(下地): 1.0 micro-meter MIN. NICKEL (UNDER PLATING)
		ニッケルめっき(下地): 1.0 micro-meter MIN. NICKEL (UNDER PLATING)

REVISED		GENERAL TOLERANCES (UNLESS SPECIFIED)		DIMENSION STYLE		SCALE	DESIGN UNITS	THIRD ANGLE PROJECTION	
REV	DESCRIPTION	MIN	MAX	MM ONLY	DATE	4:1	METRIC	TITLE	
B	DRWN:MI SOGAYA 2016/11/29 CHK:DAIDA 2016/11/29 APPR:TKANEKO 2016/12/02	0.25 UNDER	±0.03	DRAWN BY	DATE			CLIK-MATE1.5MM PITCH W/BCONN ST TYPE REC ASSY	
		0.25 OVER	0.5 UNDER	±0.05	TAKAIKE	2014/10/17		molex	
		0.5 OVER	1.0 UNDER	±0.1	CHECKED BY	DATE			
		1.0 OVER	10 UNDER	±0.2	KASAKAWA	2015/02/16		SD-505405-001	
		10 OVER	30 UNDER	±0.25	APPROVED BY	DATE			
		30 OVER		±0.3	NUKITA	2015/02/16		1 OF 3	
		ANGULAR	±3 °	MATERIAL NO.					
		DRAFT WHERE APPLICABLE MUST REMAIN WITHIN DIMENSIONS		SIZE	SEE SHEET 3		THIS DRAWING CONTAINS INFORMATION THAT IS PROPRIETARY TO MOLEX ELECTRONIC TECHNOLOGIES, LLC AND SHOULD NOT BE USED WITHOUT WRITTEN PERMISSION		



基板パターンレイアウト (参考)
RECOMMENDED P.C.B PATTERN LAYOUT (REF.)



嵌合図
MATED CONNECTORES

NOTES

1. 嵌合相手: 502578 シリーズ
MATE WITH: 502578 SERIES.
2. 端子テール部及びネイルの平坦度: 0.1 MAX.
TAIL AND NAIL COPLANARITY TO BE 0.1 MAX.
- △ 3. 極数/2=偶数に適用
APPLY FOR CIRCUIT SIZE / 2 = EVEN
4. 端子テール部及びネイルに錫めっきを使用している為、
外観に摺動痕が付く場合があります。
THE WOUND OF FRICTION MIGHT ADHERE TO EXTERNALS
BECAUSE THE TIN PLATING IS USED FOR THE TAIL AND NAIL.
5. 製品番号

MATERIAL No.
505405**x7*
CIRCUIT SIZE 極数 色 COLOR

No.	COLOR	CIRCUIT
70	ベージュ BEIGE	2~15

※本製品はカプトンテープなし品です。カプトンテープ有り品はSD-505405-003を参照ください。
*THIS PRODUCT DOESN'T HAVE THE KAPTON TAPE.
PLEASE REFER TO SD-505405-003 FOR THE PRODUCT WITH THE KAPTON TAPE.

6. 本製品のプラスチック部に黒点・白点等が確認される場合や
色合いが異なる場合がありますが、製品性能に影響はありません。
THERE IS NO INFLUENCE IN THE PRODUCT
PERFORMANCE THOUGH THE BLACK AND WHITE SPOT ETC.
MIGHT BE CONFIRMED TO THE PLASTIC PART OF
THIS PRODUCT AND THE SHADE MIGHT BE DIFFERENT.

7. ELV 及び RoHS 適合品
ELV AND RoHS COMPLIANT


△ ORDER No. AND CONNECTOR SERIES No.

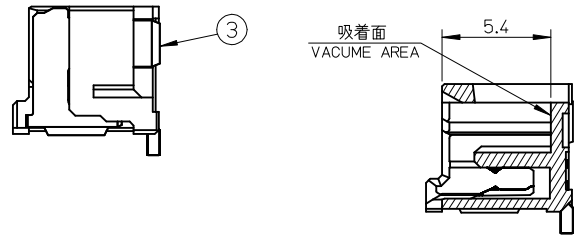
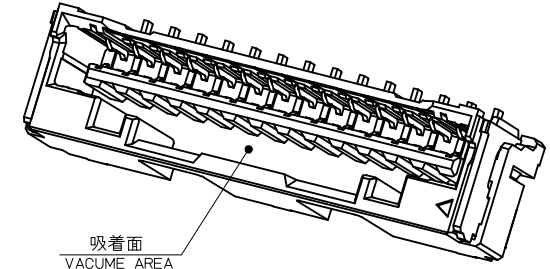
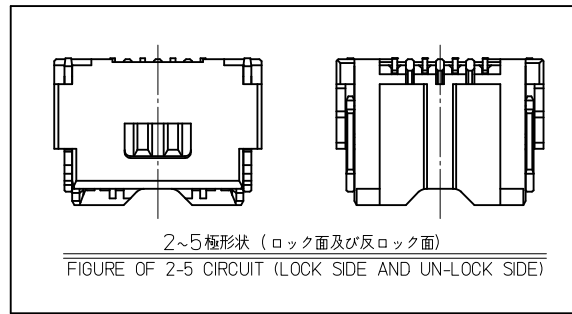
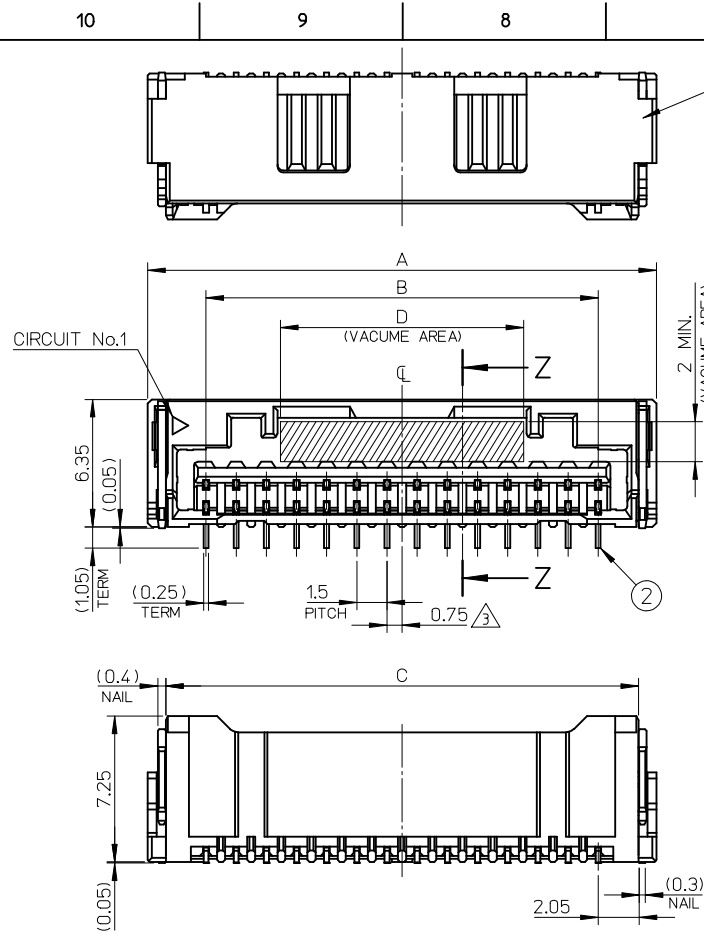
9. 適合プラグターミナル: 5025791*00, 5034291*00
APPLICABLE PLUG TERMINAL: 5025791*00, 5034291*00

REVISED EC NO: J2017-0292 DRWN: MISOGAYA 2016/11/29 CHKD: AIDA 2016/11/29 APPR: TKANEKO 2016/12/02	GENERAL TOLERANCES (UNLESS SPECIFIED)		DIMENSION STYLE MM ONLY		SCALE 4:1	DESIGN UNITS METRIC	THIRD ANGLE PROJECTION
	0.25 UNDER	±0.03	DRAWN BY TAKAIKE	DATE 2014/10/17	TITLE CLIK-MATE15MM PITCH W/BCONN ST TYPE REC ASSY		
	0.25 OVER 0.5 UNDER	±0.05	CHECKED BY KASAKAWA	DATE 2015/02/16			
	0.5 OVER 1.0 UNDER	±0.1	APPROVED BY NUKITA	DATE 2015/02/16			
1.0 OVER 10 UNDER	±0.2	MATERIAL NO. SEE SHEET 3		DOCUMENT NO. SD-505405-001	SHEET NO. 2 OF 3		
10 OVER 30 UNDER	±0.25	DRAFT WHERE APPLICABLE MUST REMAIN WITHIN DIMENSIONS					
30 OVER	±0.3	THIS DRAWING CONTAINS INFORMATION THAT IS PROPRIETARY TO MOLEX ELECTRONIC TECHNOLOGIES, LLC AND SHOULD NOT BE USED WITHOUT WRITTEN PERMISSION					
ANGULAR	±3 °	SIZE A3					

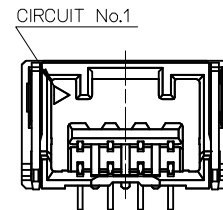
△ ORDER No. AND CONNECTOR SERIES No.

HSG COLOR : BEIGE		
5054051570	505405**70	15
↑ 1470		14
1370		13
1270		12
1170		11
1070		10
0970		9
0870		8
0770		7
0670		6
0570		5
0470		4
↓ 0370		3
5054050270		2
EMBOSSSED TAPE PACKAGE	コネクタシリーズ	極数
オーダー番号 ORDER No.	CONNECTOR SERIES	CKT. NO.

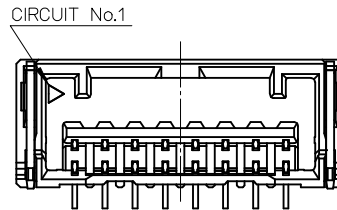
REVISED EC NO: J2017-0292 DRWNG: SOGAYA 2016/11/29 CHKD: AIDA 2016/11/29 APPR: TANEKO 2016/12/02	GENERAL TOLERANCES (UNLESS SPECIFIED)		DIMENSION STYLE MM ONLY		SCALE 4:1	DESIGN UNITS METRIC	THIRD ANGLE PROJECTION
	0.25 UNDER	± 0.03	DRAWN BY	DATE	TITLE CLIK-MATE1.5MM PITCH W/BCONN ST TYPE REC ASSY		
	0.25 OVER 0.5 UNDER	± 0.05	TAKAIKE	2014/10/17			
	0.5 OVER 1.0 UNDER	± 0.1	CHECKED BY	DATE			
	1.0 OVER 10 UNDER	± 0.2	KASAKAWA	2015/02/16			
	10 OVER 30 UNDER	± 0.25	APPROVED BY	DATE	DOCUMENT NO. SD-505405-001		
30 OVER	± 0.3	NUKITA	2015/02/16				
ANGULAR ±3 °		MATERIAL NO.		SHEET NO. 3 OF 3			
DRAFT WHERE APPLICABLE MUST REMAIN WITHIN DIMENSIONS		SIZE A3	THIS DRAWING CONTAINS INFORMATION THAT IS PROPRIETARY TO MOLEX ELECTRONIC TECHNOLOGIES, LLC AND SHOULD NOT BE USED WITHOUT WRITTEN PERMISSION				



SECTION Z-Z



2~5 極の場合
CASE OF 2-5 CIRCUIT

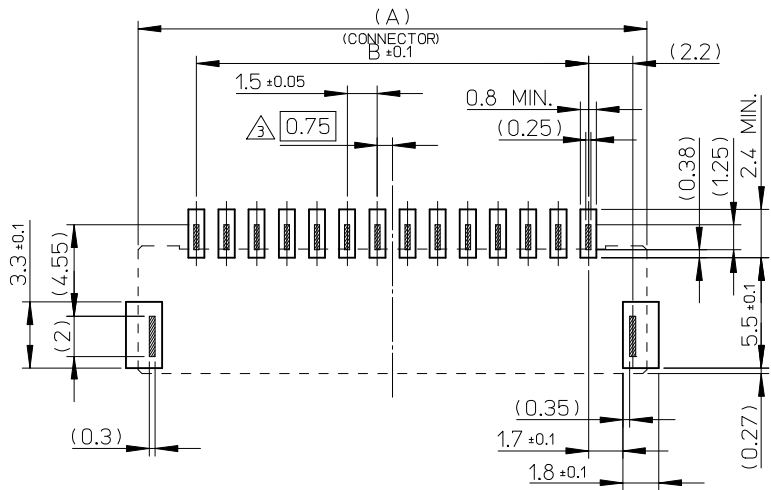


6~11 極の場合
CASE OF 6-11 CIRCUIT

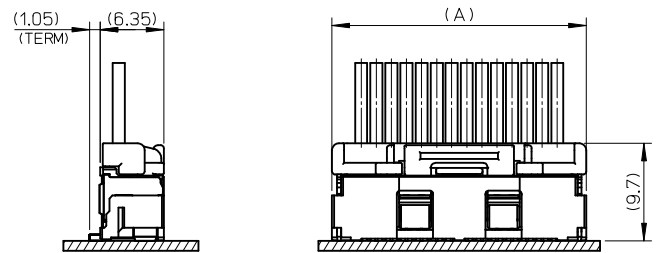
12.1	25	21	26.8	505405157*	15
12.1	23.5	19.5	25.3	147*	14
12.1	22	18	23.8	137*	13
12.1	20.5	16.5	22.3	127*	12
12.1	19	15	20.8	117*	11
10.1	17.5	13.5	19.3	107*	10
10.1	16	12	17.8	097*	9
8.6	14.5	10.5	16.3	087*	8
7.1	13	9	14.8	077*	7
6.2	11.5	7.5	13.3	067*	6
3.2	10	6	11.8	057*	5
2.9	8.5	4.5	10.3	047*	4
2.15	7	3	8.8	037*	3
2	5.5	1.5	7.3	505405027*	2
D	C	B	A	EMBOSSED TAPE PACKAGE ORDER No.	CIRCUIT No.

No.	部品 PART	材料 MATERIAL
①	ハウジング HOUSING	耐熱性樹脂 UL94V-0 HEATPROOF RESIN UL94V-0
②	ターミナル TERMINAL	銅合金 COPPER ALLOY
		コンタクト部 CONTACT AREA
		テール部 TAIL AREA
③	ネイル NAIL	銅合金 COPPER ALLOY
		ニッケルめっき(下地): 1.0 micro-meter MIN. NICKEL (UNDER PLATING)
		ニッケルめっき(下地): 1.0 micro-meter MIN. NICKEL (UNDER PLATING)

REVISED		GENERAL TOLERANCES (UNLESS SPECIFIED)		DIMENSION STYLE		SCALE	DESIGN UNITS	THIRD ANGLE PROJECTION	
REV	DESCRIPTION	MIN	MAX	MM ONLY	DATE	4:1	METRIC	TITLE	
B	DRWN:MI SOGAYA 2016/11/29 CHK:DAIDA 2016/11/29 APPR:TKANEKO 2016/12/02	0.25 UNDER	±0.03	DRAWN BY	2014/10/17	SEE SHEET 3	MATERIAL NO.	CLIK-MATE1.5MM PITCH W/BCONN ST TYPE REC ASSY	
		0.25 OVER	0.5 UNDER	±0.05	DATE				
		0.5 OVER	1.0 UNDER	±0.1	2015/02/16				
		1.0 OVER	10 UNDER	±0.2	2015/02/16				
		10 OVER	30 UNDER	±0.25				DOCUMENT NO. SD-505405-001	
		30 OVER		±0.3			SHEET NO. 1 OF 3		
DRAFT WHERE APPLICABLE MUST REMAIN WITHIN DIMENSIONS				SIZE A3	THIS DRAWING CONTAINS INFORMATION THAT IS PROPRIETARY TO MOLEX ELECTRONIC TECHNOLOGIES, LLC AND SHOULD NOT BE USED WITHOUT WRITTEN PERMISSION				



基板パターンレイアウト (参考)
RECOMMENDED P.C.B PATTERN LAYOUT (REF.)



嵌合図
MATED CONNECTORES

NOTES

1. 嵌合相手: 502578 シリーズ
MATE WITH: 502578 SERIES.
2. 端子テール部及びネイルの平坦度: 0.1 MAX.
TAIL AND NAIL COPLANARITY TO BE 0.1 MAX.
3. 極数/2=偶数に適用
APPLY FOR CIRCUIT SIZE / 2 = EVEN
4. 端子テール部及びネイルに錫めっきを使用している為、
外観に摺動痕が付く場合があります。
THE WOUND OF FRICTION MIGHT ADHERE TO EXTERNALS
BECAUSE THE TIN PLATING IS USED FOR THE TAIL AND NAIL.
5. 製品番号

MATERIAL No.
505405**7*
CIRCUIT SIZE COLOR

No.	COLOR	CIRCUIT
70	ベージュ BEIGE	2~15

※本製品はカプトンテープなし品です。カプトンテープ有り品はSD-505405-003を参照ください。
*THIS PRODUCT DOESN'T HAVE THE KAPTON TAPE.
PLEASE REFER TO SD-505405-003 FOR THE PRODUCT WITH THE KAPTON TAPE.

6. 本製品のプラスチック部に黒点・白点等が確認される場合や
色合いが異なる場合がありますが、製品性能に影響はありません。
THERE IS NO INFLUENCE IN THE PRODUCT
PERFORMANCE THOUGH THE BLACK AND WHITE SPOT ETC.
MIGHT BE CONFIRMED TO THE PLASTIC PART OF
THIS PRODUCT AND THE SHADE MIGHT BE DIFFERENT.

7. ELV 及び RoHS 適合品
ELV AND RoHS COMPLIANT

△ ORDER No. AND CONNECTOR SERIES No.

9. 適合プラグターミナル: 5025791*00, 5034291*00
APPLICABLE PLUG TERMINAL: 5025791*00, 5034291*00

REVISED EC NO: J2017-0292 DRWN: MISOGAYA 2016/11/29 CHKD: AIDA 2016/11/29 APPR: TKANEKO 2016/12/02	GENERAL TOLERANCES (UNLESS SPECIFIED)		DIMENSION STYLE MM ONLY		SCALE 4:1	DESIGN UNITS METRIC	THIRD ANGLE PROJECTION
	0.25 UNDER	±0.03	DRAWN BY TAKAIKE	DATE 2014/10/17	TITLE CLIK-MATE15MM PITCH W/BCONN ST TYPE REC ASSY		
	0.25 OVER 0.5 UNDER	±0.05	CHECKED BY KASAKAWA	DATE 2015/02/16			
	0.5 OVER 1.0 UNDER	±0.1	APPROVED BY NUKITA	DATE 2015/02/16			
1.0 OVER 10 UNDER	±0.2	MATERIAL NO. SEE SHEET 3		DOCUMENT NO. SD-505405-001	SHEET NO. 2 OF 3		
10 OVER 30 UNDER	±0.25	DRAFT WHERE APPLICABLE MUST REMAIN WITHIN DIMENSIONS					
30 OVER	±0.3	THIS DRAWING CONTAINS INFORMATION THAT IS PROPRIETARY TO MOLEX ELECTRONIC TECHNOLOGIES, LLC AND SHOULD NOT BE USED WITHOUT WRITTEN PERMISSION					
ANGULAR	±3 °	SIZE A3					

10 9 8 7 6 5 4 3 2 1

F

E

D


C

B

A

△ ORDER No. AND CONNECTOR SERIES No.

HSG COLOR : BEIGE		
5054051570	505405**70	15
↑ 1470		14
1370		13
1270		12
1170		11
1070		10
0970		9
0870		8
0770		7
0670		6
0570		5
0470		4
0370		3
↓ 5054050270		2
EMBOSSSED TAPE PACKAGE	コネクタシリーズ	極数
オーダー番号 ORDER No.	CONNECTOR SERIES	CKT. NO.

REVISED EC NO: J2017-0292 DRWNG: SOGAYA 2016/11/29 CHKD: AIDA 2016/11/29 APPR: TANEKO 2016/12/02	GENERAL TOLERANCES (UNLESS SPECIFIED)		DIMENSION STYLE MM ONLY		SCALE 4:1	DESIGN UNITS METRIC	THIRD ANGLE PROJECTION
	0.25 UNDER	± 0.03	DRAWN BY	DATE	TITLE CLIK-MATE1,5MM PITCH W/BCONN ST TYPE REC ASSY		
	0.25 OVER 0.5 UNDER	± 0.05	TAKAIKE	2014/10/17			
	0.5 OVER 1.0 UNDER	± 0.1	CHECKED BY	DATE			
	1.0 OVER 10 UNDER	± 0.2	KASAKAWA	2015/02/16			
10 OVER 30 UNDER	± 0.25	APPROVED BY	DATE	DOCUMENT NO.		SHEET NO.	
30 OVER	± 0.3	NUKITA	2015/02/16	SD-505405-001		3 OF 3	
ANGULAR ±3 °		MATERIAL NO.		SEE CHART			
DRAFT WHERE APPLICABLE MUST REMAIN WITHIN DIMENSIONS		SIZE A3	THIS DRAWING CONTAINS INFORMATION THAT IS PROPRIETARY TO MOLEX ELECTRONIC TECHNOLOGIES, LLC AND SHOULD NOT BE USED WITHOUT WRITTEN PERMISSION				

9 8 7 6 5 4 3 2 1