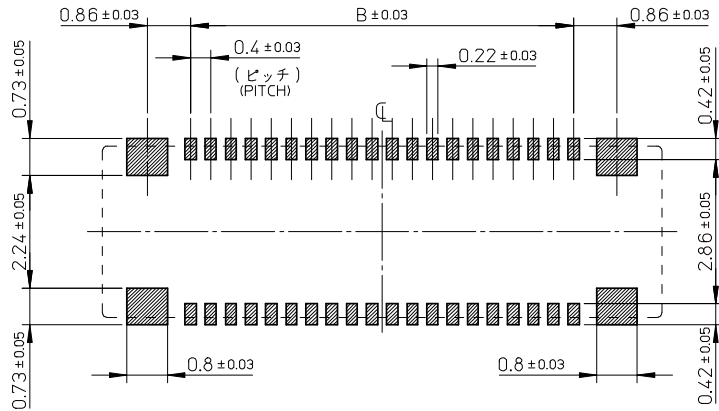


13.32	11.6	15.1	501635-0610	501635-0619	60
11.32	9.6	13.1	501635-0510	501635-0519	50
9.32	7.6	11.1	501635-0410	501635-0419	40
7.32	5.6	9.1	501635-0310	501635-0319	30
C	B	A	EMBOSSED TAPE ORDER No.	MATERIAL No.	CKT.

MODEL No. : 501635-**19

REVISED EC NO. J2009-0386 DRWN:YA0YAGI 2008/08/20 CHKD:HYAJIMA 2008/08/20 APPR:NUKITA 2008/08/20	GENERAL TOLERANCES (UNLESS SPECIFIED)		DIMENSION STYLE MM ONLY		SCALE 10:1	DESIGN UNITS METRIC	THIRD ANGLE PROJECTION
	10 UNDER	± 0.2	DRAWN BY RTAKEUCH	DATE 2005/10/27	TITLE 0.4 B-TO-B CONN. HGT=1.7 REC HSG ASSY		
	10 OVER 30 UNDER	± 0.25	CHECKED BY THIRATA	DATE 2005/10/27			
	30 OVER	± 0.3	APPROVED BY MSASAO	DATE 2005/10/27	MOLEX INCORPORATED DOCUMENT NO. SD-501635-001 SHEET NO. 1 OF 2		
ANGULAR ±3 ° DRAFT WHERE APPLICABLE MUST REMAIN WITHIN DIMENSIONS		MATERIAL NO. SEE TABLE					
REV	DESCRIPTION	THIS DRAWING CONTAINS INFORMATION THAT IS PROPRIETARY TO MOLEX INCORPORATED AND SHOULD NOT BE USED WITHOUT WRITTEN PERMISSION					



参考基板レイアウト (マウント面)
P.C. BOARD PATTERN DIMENSION. (REFERENCE)
(MOUNTING AREA)

注記 NOTES

1. 使用材料 MATERIAL

ハウジング: 液晶ポリマー (LCP) ガラス充填 UL94V-0 (黒)
HOUSING: LIQUID CRYSTAL POLYMER (GLASS FILLED) UL94V-0 (COLOR: BLACK)

ターミナル: りん青銅 (t=0.15)
TERMINAL: PHOSPHOR BRONZE (t=0.15)

金具: コルソン銅 (t=0.12)
FITTING NAIL: CORSON TYPE COPPER ALLOY (t=0.12)

2. メッキ仕様 PLATING

ターミナル TERMINAL

金メッキ 0.2 マイクロメートル以上 (コンタクト部)
GOLD 0.2 MICROMETER MINIMUM (CONTACT AREA)

金メッキ 0.4 マイクロメートル以下 (テール部)
GOLD 0.4 MICROMETER MAXIMUM (TAIL AREA)

下地メッキ: ニッケルメッキ 1.5 マイクロメートル以上
UNDER PLATING: NICKEL 1.5 MICROMETER MINIMUM

※コンタクト部とテール部はニッケルメッキによって分断されている金メッキです。
DIVIDE INTO PARTS THE GOLD PLATING OF THE CONTACT AND THE TAIL PART BY THE NICKEL PLATING.

金具 FITTING NAIL

半田付け処理 (金: パラジウムコート)
SOLDERABILITY IMPROVEMENT COAT (Au & Pd-Ni COAT)

下地メッキ: ニッケルメッキ 1.0 マイクロメートル以上
UNDER PLATING: NICKEL 1.0 MICROMETER MINIMUM

△ (全極数 / 2) = 偶数の場合に適用。
APPLY FOR (CIRCUIT/2) = EVEN.

4. 嵌合相手: 501639 シリーズ
MATE WITH: 501639 SERIES.

5. テール平坦度は、0.08 以下

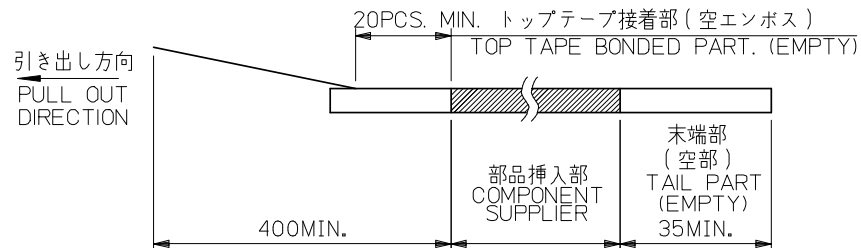
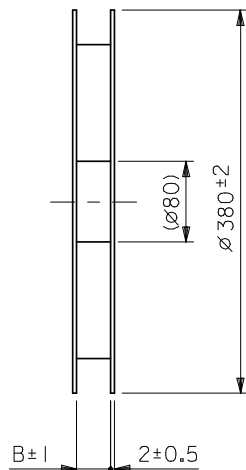
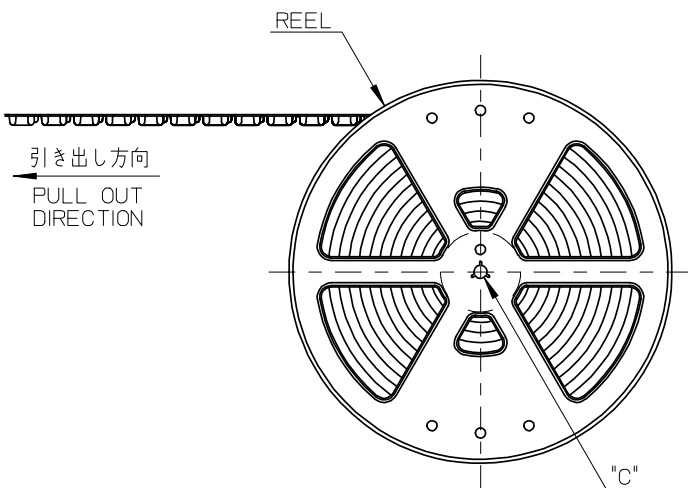
テール及び金具の平坦度は、0.1 以下
TAIL COPLANARITY TO BE 0.08 MAXIMUM.
TAIL AND FITTING NAIL COPLANARITY TO BE 0.1 MAXIMUM.

6. ELV AND RoHS COMPLIANT.

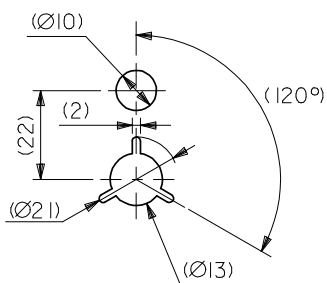
REVISED EC NO: J2009-0386 DRWN: YAGI CHKD: HAJIMA APPR: NUKITA	DESCRIPTION REV	GENERAL TOLERANCES (UNLESS SPECIFIED)		DIMENSION STYLE MM ONLY		SCALE 10:1	DESIGN UNITS METRIC	THIRD ANGLE PROJECTION	
		10 UNDER	±0.2	DRAWN BY RTAKEUCH	DATE 2005/10/27	TITLE 0.4 B-TO-B CONN. HGT=1.7 REC HSG ASSY			
		10 OVER 30 UNDER	±0.25	CHECKED BY THIRATA	DATE 2005/10/27				
		30 OVER	±0.3	APPROVED BY MSASAO	DATE 2005/10/27	MOLEX INCORPORATED DOCUMENT NO. SD-501635-001 SHEET NO. 2 OF 2			
ANGULAR ±3 °		MATERIAL NO. SEE SHEET 1							
DRAFT WHERE APPLICABLE MUST REMAIN WITHIN DIMENSIONS		THIS DRAWING CONTAINS INFORMATION THAT IS PROPRIETARY TO MOLEX INCORPORATED AND SHOULD NOT BE USED WITHOUT WRITTEN PERMISSION							

注記 NOTES

- 製品詳細寸法については製品単体図面を参照下さい。
RE DETAILED DIMENSION, SEE PRODUCT DRAWING.
- 梱包数量: 5000 個/リール
NUMBER OF CONNECTORS : 5000PCS/REEL
- リードテープ長さ LEAD TAPE LENGTH

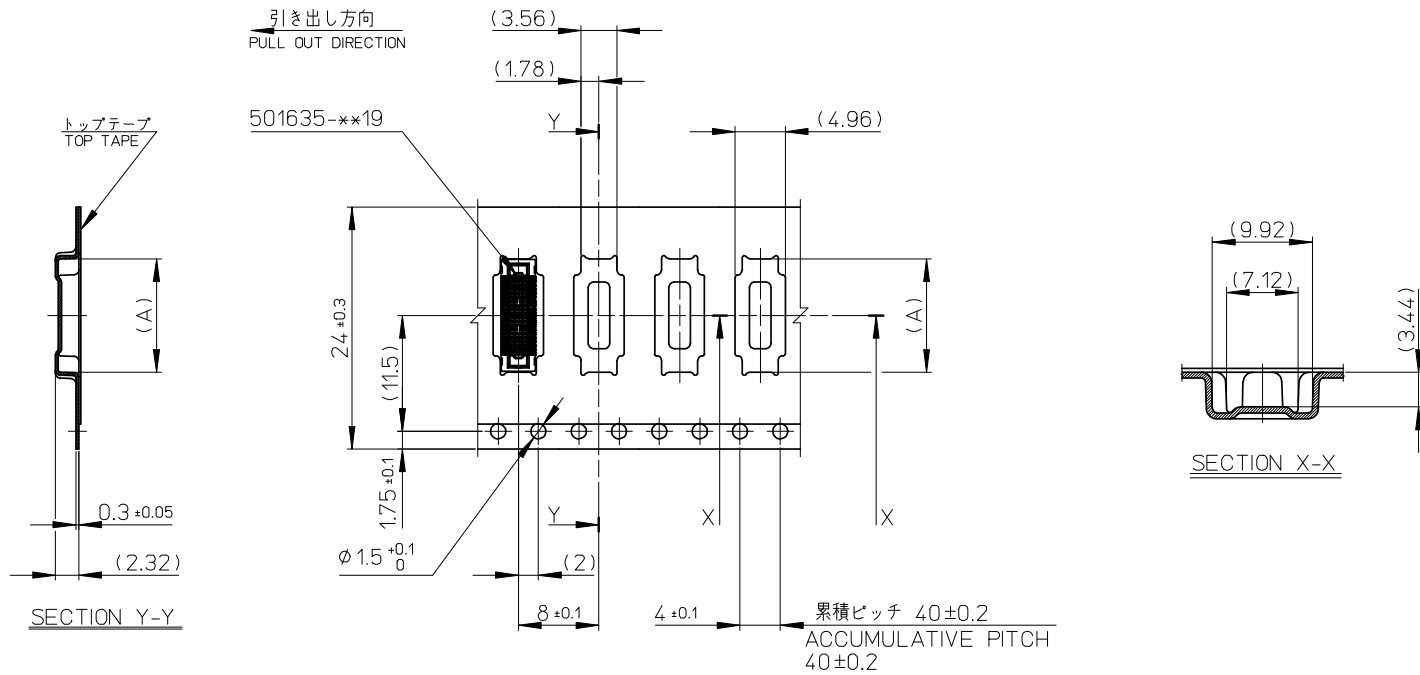


- 材料 MATERIAL
 キャリアテープ (CARRIER TAPE): ポリスチレン (POLYSTYRENE)
 トップテープ (TOP TAPE): PET, PE, PEF
 リール (REEL): ポリスチレン (PS) <リサイクル材を含む>
 POLYSTYRENE (PS) <RECYCLE MATERIAL CONTAINED>
- ELV AND RoHS COMPLIANT.



DETAIL "C"

REVISED EC NO: J2009-0386 2008/08/20 DRWN: YAGYAGI 2008/08/20 CHKD: HYAJIMA 2008/08/20 APPR: NUKITA 2008/08/20	DESCRIPTION	GENERAL TOLERANCES (UNLESS SPECIFIED)		DIMENSION STYLE	SCALE	DESIGN UNITS	MODEL NO.	501635-**10	
				MM ONLY	---	METRIC	THIRD ANGLE PROJECTION		
		10 UNDER	±---	DRAWN BY	DATE	TITLE			
		10 OVER 30 UNDER	±---	RTAKEUCHI	2005/10/27	0.4 B-TO-B CONN. HGT=1.7 REC ASSY EMBSTP PKG			
		30 OVER	±---	CHECKED BY	DATE	APPROVED BY			
		ANGULAR	±---°	THIRATA	2005/10/27	MSASAO			
		DRAFT WHERE APPLICABLE MUST REMAIN WITHIN DIMENSIONS		APPROVED BY	DATE	MATERIAL NO.			
				MSASAO	2005/10/27	SEE SHEET 2			
				SIZE		DOCUMENT NO.		SHEET NO.	
				A3		SD-501635-002		1 OF 2	
				THIS DRAWING CONTAINS INFORMATION THAT IS PROPRIETARY TO MOLEX INCORPORATED AND SHOULD NOT BE USED WITHOUT WRITTEN PERMISSION					



24mm幅キャリアテープ
24mm WIDTH CARRIER TAPE

24	25.5	15.26	501635-0610	60
		13.26	501635-0510	50
		11.26	501635-0410	40
		9.26	501635-0310	30
キャリアテープ幅 CARRIER TAPE WIDTH	B	(A)	MATERIAL No.	CKT.
			MODEL No.	501635-**10

REVISED EC NO.: J2009-0386 DRWN: YAGYAGI 2008/08/20 CHKD: HYAJIMA 2008/08/20 APPR: NUKITA 2008/08/20	DESCRIPTION	GENERAL TOLERANCES (UNLESS SPECIFIED)		DIMENSION STYLE MM ONLY		SCALE ---	DESIGN UNITS METRIC		THIRD ANGLE PROJECTION	
		10 UNDER	±---	DRAWN BY RTAKEUCHI	DATE 2005/10/27	TITLE 0.4 B-T0-B CONN. HGT=1.7 REC ASSY EMBSTP PKG				
		10 OVER 30 UNDER	±---	CHECKED BY THIRATA	DATE 2005/10/27	APPROVED BY MSASAO 2005/10/27				
		30 OVER	±---	MATERIAL NO. SEE TABLE		DOCUMENT NO. SD-501635-002		SHEET NO. 2 OF 2		
ANGULAR ±---°		DRAFT WHERE APPLICABLE MUST REMAIN WITHIN DIMENSIONS		THIS DRAWING CONTAINS INFORMATION THAT IS PROPRIETARY TO MOLEX INCORPORATED AND SHOULD NOT BE USED WITHOUT WRITTEN PERMISSION						