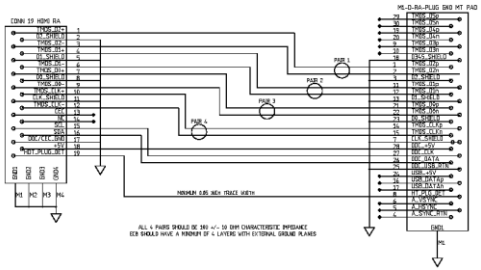
CONN 19 HDMI RA
M1-D-RA-PLUG SKD MT PAD
PAIR 1
PAIR 2
PAIR 3
PAIR 4
MINIMUM 0.05 INCH TRACE WIDTH
ALL 4 PAIRS SHOULD BE 100 +/- 10 OHM CHARACTERISTIC IMPEDANCE
ECB SHOULD HAVE A MINIMUM OF 4 LAYERS WITH EXTERNAL GROUND PLANES
GND1

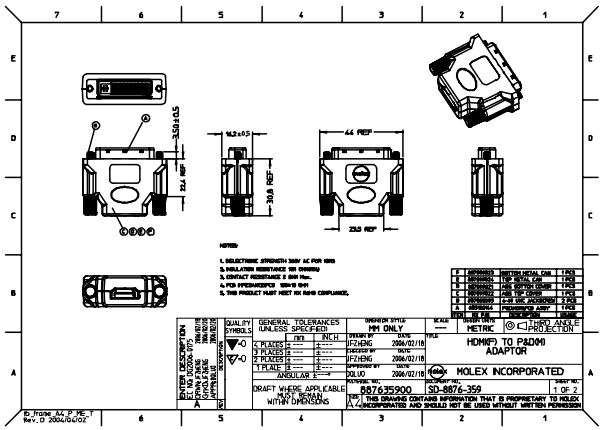
3.50±0.5
16.2±0.5
44 REF
22.4 REF
30.8 REF
23.5 REF
NOTES:
1. DIELECTRONIC STRENGTH 300V AC FOR 1MIN
2. INSULATION RESISTANCE 100 OHMS
3. CONTACT RESISTANCE 2 OHM Max.
4. PCB PRESENCEPCB 1.00±0.1MM
5. THIS PRODUCT MUST MEET RX RAMS COMPLIANCE.
QUALITY SYMBOLS
GENERAL TOLERANCES (UNLESS SPECIFIED)
DRAWN BY JFZHENG 2006/02/18
CHECKED BY JFZHENG 2006/02/18
APPROVED BY DOLUO 2006/02/18
DRAFT WHERE APPLICABLE MUST REMAIN WITHIN DIMENSIONS
SCALE
DESIGN UNITS METRIC
THIRD ANGLE PROJECTION
HDMI(F) TO P&DMI ADAPTOR
MOLEX INCORPORATED
DRAWING NO. 887635900
SHEET NO. SD-8876-359
SHEET NO. 1 OF 2
THIS DRAWING CONTAINS INFORMATION THAT IS PROPRIETARY TO MOLEX INCORPORATED AND SHOULD NOT BE USED WITHOUT WRITTEN PERMISSION
ID_Frame_A4_P_ME_T
Rev. D 2004/06/02

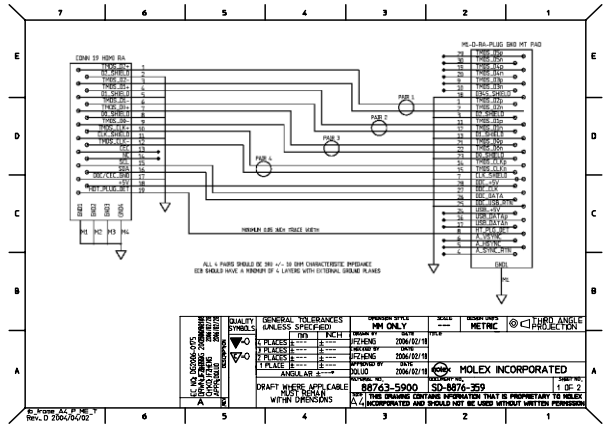
CONN 19 HDMI RA
M1-D-RA-PLUG SKD MT PAD
PAIR 1
PAIR 2
PAIR 3
PAIR 4
MINIMUM 0.05 INCH TRACE WIDTH
ALL 4 PAIRS SHOULD BE 100 +/- 10 OHM CHARACTERISTIC IMPEDANCE
ECB SHOULD HAVE A MINIMUM OF 4 LAYERS WITH EXTERNAL GROUND PLANES
GND1
QUALITY SYMBOLS
GENERAL TOLERANCES (UNLESS SPECIFIED)
DRAWN BY JFZHENG 2006/02/18
CHECKED BY JFZHENG 2006/02/18
APPROVED BY DOLUO 2006/02/18
DRAFT WHERE APPLICABLE MUST REMAIN WITHIN DIMENSIONS
SCALE
DESIGN UNITS METRIC
THIRD ANGLE PROJECTION
MOLEX INCORPORATED
DRAWING NO. 88763-5900
SHEET NO. SD-8876-359
SHEET NO. 1 OF 2
THIS DRAWING CONTAINS INFORMATION THAT IS PROPRIETARY TO MOLEX INCORPORATED AND SHOULD NOT BE USED WITHOUT WRITTEN PERMISSION
ID_Frame_A4_P_ME_T
Rev. D 2004/06/02

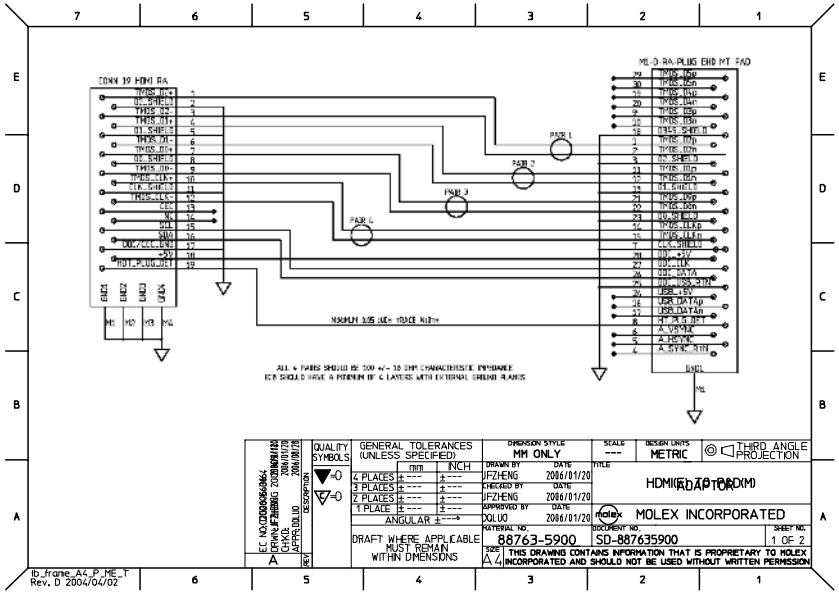

CONN 19 HDMI RA
ML-D-RA-PLUG END MT PAD
PAIR 1
PAIR 2
PAIR 3
PAIR 4
MINIMUM 0.05 INCH TRACE WIDTH
ALL 4 PAIRS SHOULD BE 100 +/- 10 OHM CHARACTERISTIC IMPEDANCE
ECB SHOULD HAVE A MINIMUM OF 4 LAYERS WITH EXTERNAL GROUND PLANES
QUALITY SYMBOLS
GENERAL TOLERANCES (UNLESS SPECIFIED)
mm
INCH
4 PLACES ± --- ± ---
3 PLACES ± --- ± ---
2 PLACES ± --- ± ---
1 PLACE ± --- ± ---
ANGULAR ± ---°
DRAFT WHERE APPLICABLE MUST REMAIN WITHIN DIMENSIONS
DIMENSION STYLE
MM ONLY
DRAWN BY JFZHENG DATE 2006/01/20
CHECKED BY JFZHENG DATE 2006/01/20
APPROVED BY DQLUO DATE 2006/01/20
MATERIAL NO. 88763-5900
SCALE ---
DESIGN UNITS METRIC
THIRD ANGLE PROJECTION
TITLE
HDMI(F) TO P&D(M) ADAPTOR
MOLEX INCORPORATED
DOCUMENT NO. SD-887635900
SHEET NO. 1 OF 2
SIZE A4
THIS DRAWING CONTAINS INFORMATION THAT IS PROPRIETARY TO MOLEX INCORPORATED AND SHOULD NOT BE USED WITHOUT WRITTEN PERMISSION
tb_frame_A4_P_ME_T
Rev. D 2004/04/02

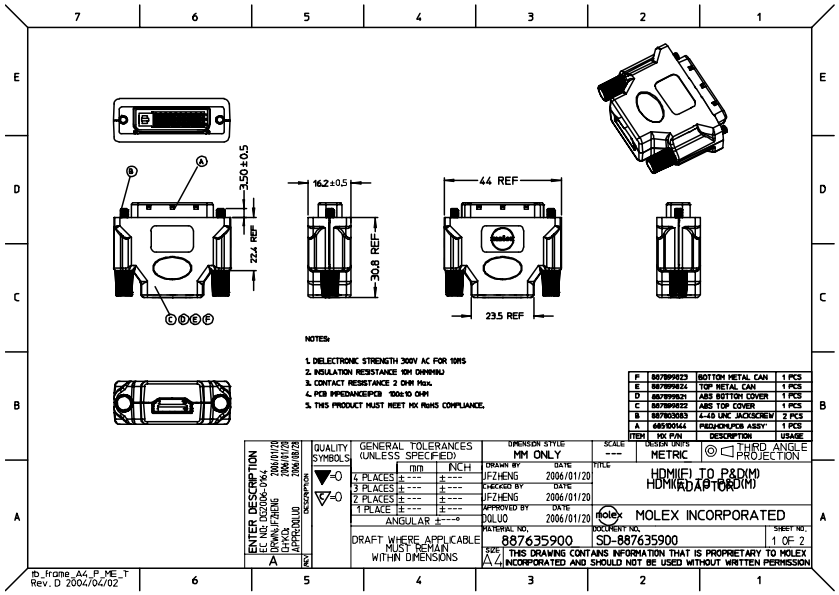

3.50±0.5
22.4 REF
16.2±0.5
30.8 REF
44 REF
23.5 REF
NOTES:
1. DIELECTRONIC STRENGTH 300V AC FOR 10MS
2. INSULATION RESISTANCE 10M OHMMIN
3. CONTACT RESISTANCE 2 OHM Max.
4. PCB IMPEDANCE:PCB 100±10 OHM
5. THIS PRODUCT MUST MEET MX RoHS COMPLIANCE.
F 887899023 BOTTOM METAL CAN 1 PCS
E 887899024 TOP METAL CAN 1 PCS
D 887899021 ABS BOTTOM COVER 1 PCS
C 887899022 ABS TOP COVER 1 PCS
B 887803083 4-40 UNC JACKSCREW 2 PCS
A 485100144 PEG/HDMI/PCB ASSY 1 PCS
ITEM MX P/N DESCRIPTION USAGE
ENTER DESCRIPTION
QUALITY SYMBOLS
GENERAL TOLERANCES (UNLESS SPECIFIED)
mm
INCH
4 PLACES ± --- ± ---
3 PLACES ± --- ± ---
2 PLACES ± --- ± ---
1 PLACE ± --- ± ---
ANGULAR ± ---°
DRAFT WHERE APPLICABLE MUST REMAIN WITHIN DIMENSIONS
DIMENSION STYLE
MM ONLY
DRAWN BY JFZHENG DATE 2006/01/20
CHECKED BY JFZHENG DATE 2006/01/20
APPROVED BY DQLUO DATE 2006/01/20
MATERIAL NO. 887635900
SCALE ---
DESIGN UNITS METRIC
THIRD ANGLE PROJECTION
TITLE
HDMI(F) TO P&D(M) ADAPTOR
MOLEX INCORPORATED
DOCUMENT NO. SD-887635900
SHEET NO. 1 OF 2
SIZE A4
THIS DRAWING CONTAINS INFORMATION THAT IS PROPRIETARY TO MOLEX INCORPORATED AND SHOULD NOT BE USED WITHOUT WRITTEN PERMISSION
tb_frame_A4_P_ME_T
Rev. D 2004/04/02