



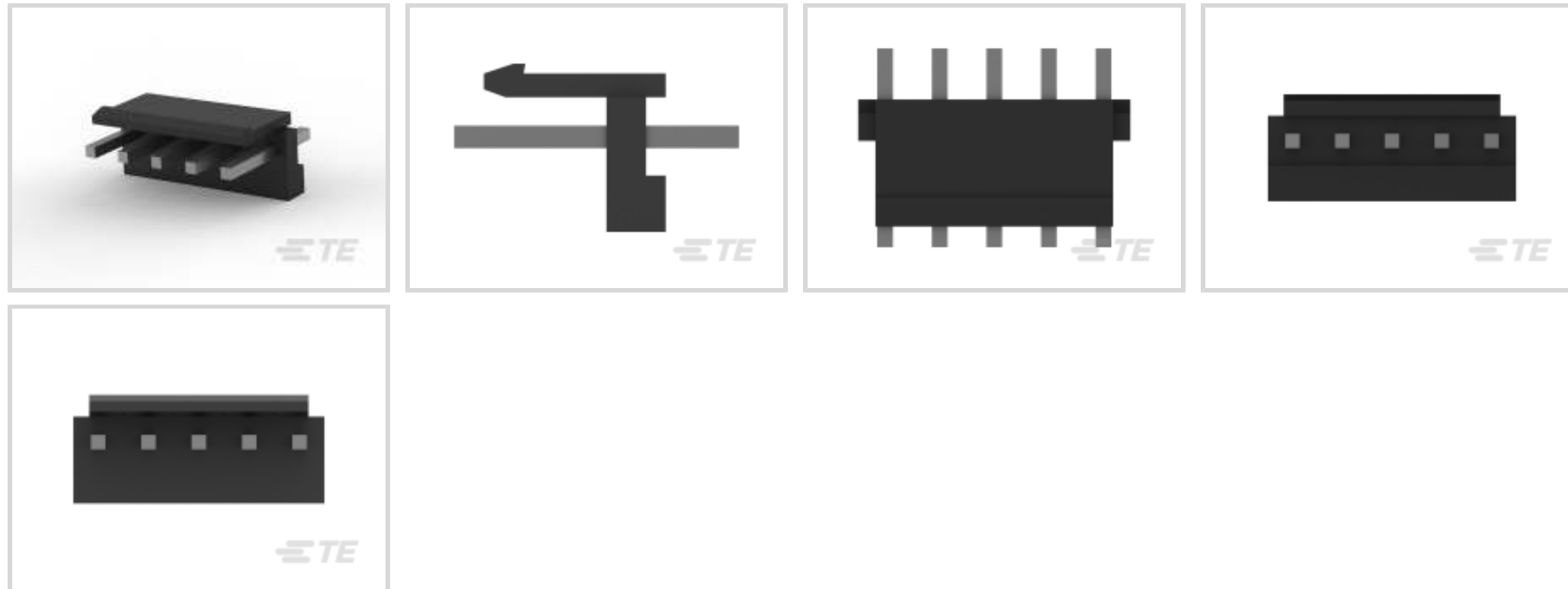
Economy Power

TE Internal #: 5-1123723-5

Rectangular Power Connectors, Header, Plug, Wire-to-Board, 5 Position, 3.96 mm [.156 in] Centerline, Printed Circuit Board, UL 94V-0, Economy Power

[View on TE.com >](#)

Connectors > Power Connectors > Rectangular Power > Rectangular Power Connectors



Rectangular Power Connector Type: **Header**

Connector & Housing Type: **Plug**

Connector System: **Wire-to-Board**

Number of Positions: **5**

Centerline (Pitch): **3.96 mm [.156 in]**

**Features**

**Product Type Features**

Header Type	Partially Shrouded
Rectangular Power Connector Type	Header
Connector & Housing Type	Plug
Connector System	Wire-to-Board
Sealable	No
Connector & Contact Terminates To	Printed Circuit Board

**Configuration Features**

Number of Positions	5
PCB Mount Orientation	Vertical
Number of Power Positions	5
Number of Rows	1

**Electrical Characteristics**

Operating Voltage	250 VDC
-------------------	---------

**Body Features**



Connector Profile	Low
-------------------	-----

### Contact Features

Mating Post Length	7.7 mm[.3 in]
	31.49 – 70.86 µin
Contact Layout	Inline
Contact Mating Area Plating Material	Tin
Contact Base Material	Brass
Contact Current Rating (Max)	8 A
Contact Retention Within Housing	Without
Contact Type	Pin
PCB Contact Termination Area Plating Material	Tin
Contact Mating Area Plating Material Thickness	1 µm[39.37 µin]

### Termination Features

Termination Post & Tail Length	3.43 mm[.135 in]
Termination Method to Printed Circuit Board	Through Hole - Solder

### Mechanical Attachment

Mating Retention	With
Mating Alignment	With
PCB Mount Alignment	Without
PCB Mount Retention	Without
Mating Retention Type	Latch
Connector Mounting Type	Board Mount

### Housing Features

Centerline (Pitch)	3.96 mm[.156 in]
Housing Color	Black
Housing Material	PBT GF

### Dimensions

Connector Height	8.2 mm[.32 in]
PCB Thickness (Recommended)	1.6 mm[.063 in]
Product Width	10.7 mm[.421 in]
Product Length	19.74 mm[.777 in]

### Usage Conditions



Operating Temperature Range	-25 – 105 °C[-13 – 221 °F]
-----------------------------	----------------------------

### Operation/Application

Circuit Application	Power
---------------------	-------

### Industry Standards

UL Flammability Rating	UL 94V-0
Glow Wire Rating	Standard Part - Not Glow Wire

### Packaging Features

Packaging Quantity	2000
Packaging Method	Bag

### Product Compliance

[For compliance documentation, visit the product page on TE.com>](#)

EU RoHS Directive 2011/65/EU	Compliant
EU ELV Directive 2000/53/EC	Compliant
China RoHS 2 Directive MIIT Order No 32, 2016	No Restricted Materials Above Threshold
EU REACH Regulation (EC) No. 1907/2006	Current ECHA Candidate List: JUNE 2023 (235) Candidate List Declared Against: JAN 2023 (233) Does not contain REACH SVHC
Halogen Content	Not Low Halogen - contains Br or Cl > 900 ppm.
Solder Process Capability	Wave solder capable to 265°C

#### Product Compliance Disclaimer

This information is provided based on reasonable inquiry of our suppliers and represents our current actual knowledge based on the information they provided. This information is subject to change. The part numbers that TE has identified as EU RoHS compliant have a maximum concentration of 0.1% by weight in homogenous materials for lead, hexavalent chromium, mercury, PBB, PBDE, DBP, BBP, DEHP, DIBP, and 0.01% for cadmium, or qualify for an exemption to these limits as defined in the Annexes of Directive 2011/65/EU (RoHS2). Finished electrical and electronic equipment products will be CE marked as required by Directive 2011/65/EU. Components may not be CE marked. Additionally, the part numbers that TE has identified as EU ELV compliant have a maximum concentration of 0.1% by weight in homogenous materials for lead, hexavalent chromium, and mercury, and 0.01% for cadmium, or qualify for an exemption to these limits as defined in the Annexes of Directive 2000/53/EC (ELV). Regarding the REACH Regulation, the information TE provides on SVHC in articles for this part number is based on the latest European Chemicals Agency (ECHA) 'Guidance on requirements for substances in articles' posted at this URL: <https://echa.europa.eu/guidance-documents/guidance-on-reach>

### Compatible Parts



TE Part # 1744416-5  
5 POS EP II HSG, GLOW WIRE



TE Part # 1123721-2  
ECONOMY POWER CONN REC CONT



TE Part # 7-1123724-3  
3.96EP HDR ASSY 3(5)P (NATURAL GWT)



TE Part # 1123721-1  
EP CONN. REC CONTACT



TE Part # 6-1717011-4  
EP CONN.HDR ASSY 4/5POS-W/O NO.2

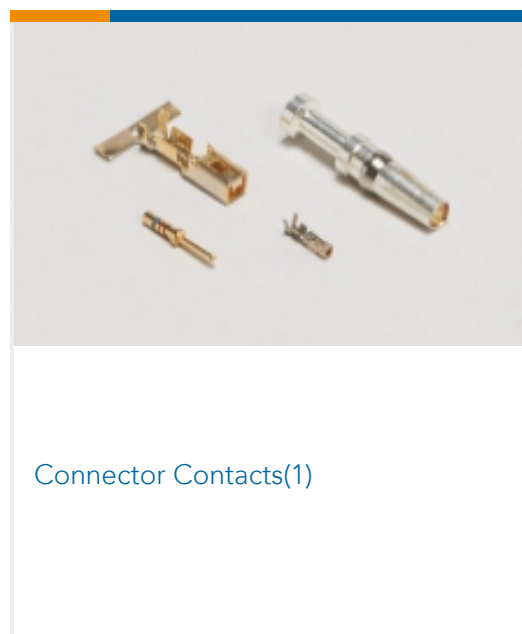


TE Part # 1744495-5  
05P EP-II HOUSING, GREEN

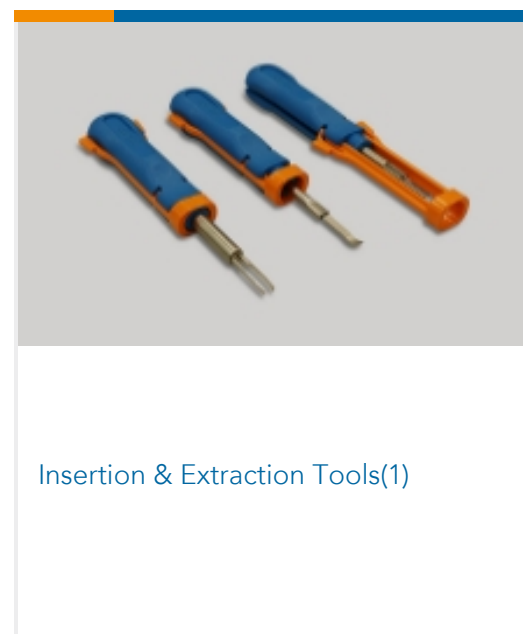


TE Part # 5-1123722-5  
3.96 EP PLUG HSG 5P(BLACK)

## Also in the Series | Economy Power




Connector Contacts(1)




Insertion & Extraction Tools(1)




PCB Headers & Receptacles(162)



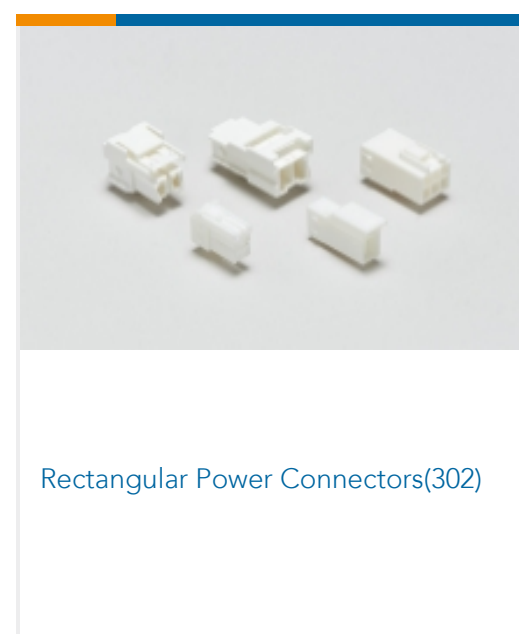
PCB Latches, Locks & Retainers(2)



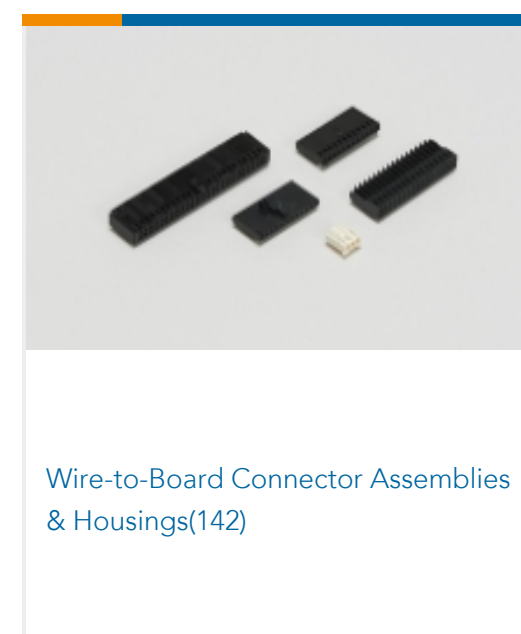
Power Contacts(8)




Rectangular Connector Housings(1)



Rectangular Power Connectors(302)



Wire-to-Board Connector Assemblies & Housings(142)



Wire-to-Board Connector Contacts(6)

## Customers Also Bought



TE Part #T4131512051-000  
M12, REAR MOUNT, FEMALE, D, 5P,  
SOLDER WIRE



TE Part #1909763-1  
UMCC MICRO-COAX RECPT GEN 1  
HIGHER LEVEL



TE Part #4-1123723-5  
3.96 EP HDR ASSY 5P(RED)



TE Part #6-534998-2  
24 MODIV VRT DR CE 100/125



TE Part #3-2213766-7  
AV19 SPL 5A POWER LED BLUE 12V



TE Part #1735265-8  
1MM FPC HORZ. BOTTOM CONT.  
ASSY 8P (Au)



TE Part #6-104068-0  
16 SYSTEM 50 HDR DRST SHRD



TE Part #4-487937-0  
040 HOUSING FFC 50CL DR LATCH



TE Part #2-1123723-2  
3.96 EP HDR ASSY 2P(YELLOW)

## Documents

### Product Drawings

[3.96 EP HDR ASSY 5P\(BLACK\)](#)

English

### CAD Files

[3D PDF](#)

3D

Customer View Model

[ENG\\_CVM\\_CVM\\_5-1123723-5\\_AD\\_c-5-1123723-5-ad.2d\\_dxf.zip](#)

English

Customer View Model

[ENG\\_CVM\\_CVM\\_5-1123723-5\\_AD\\_c-5-1123723-5-ad.3d\\_igs.zip](#)

English

Customer View Model

[ENG\\_CVM\\_CVM\\_5-1123723-5\\_AD\\_c-5-1123723-5-ad.3d\\_stp.zip](#)

English

By downloading the CAD file I accept and agree to the [Terms and Conditions](#) of use.

### Datasheets & Catalog Pages



## 1-1773885-9 Economy Power Connectors

English

---

### Product Specifications

#### Application Specification

English

#### Application Specification

Japanese

#### Application Specification

English

---

### Instruction Sheets

#### Instruction Sheet (non U.S.)

Japanese

#### Economy Power (EP) Connector

Japanese

---

### Agency Approvals

#### UL Report

English