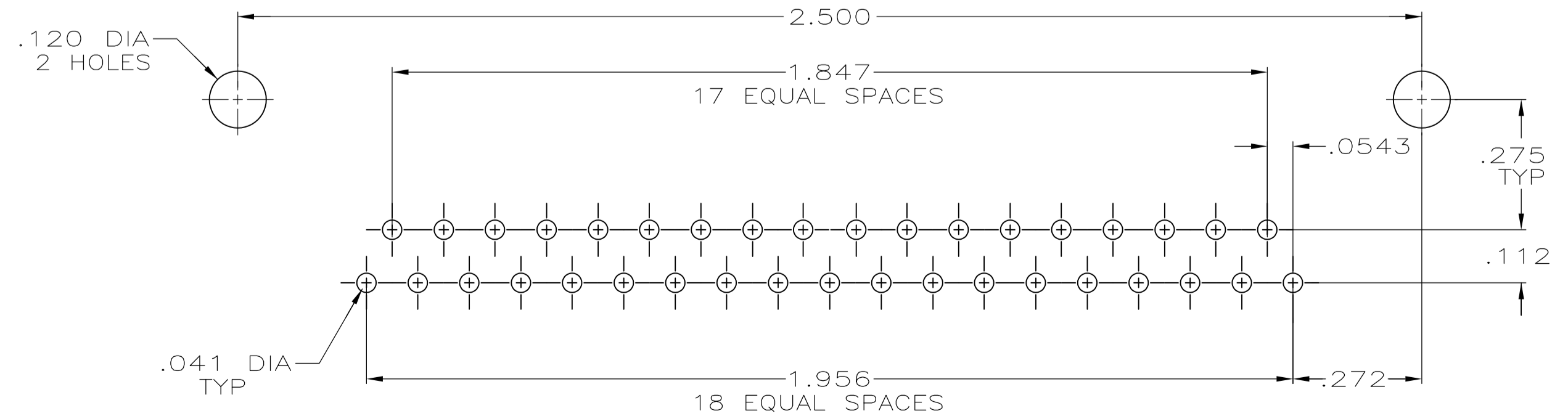
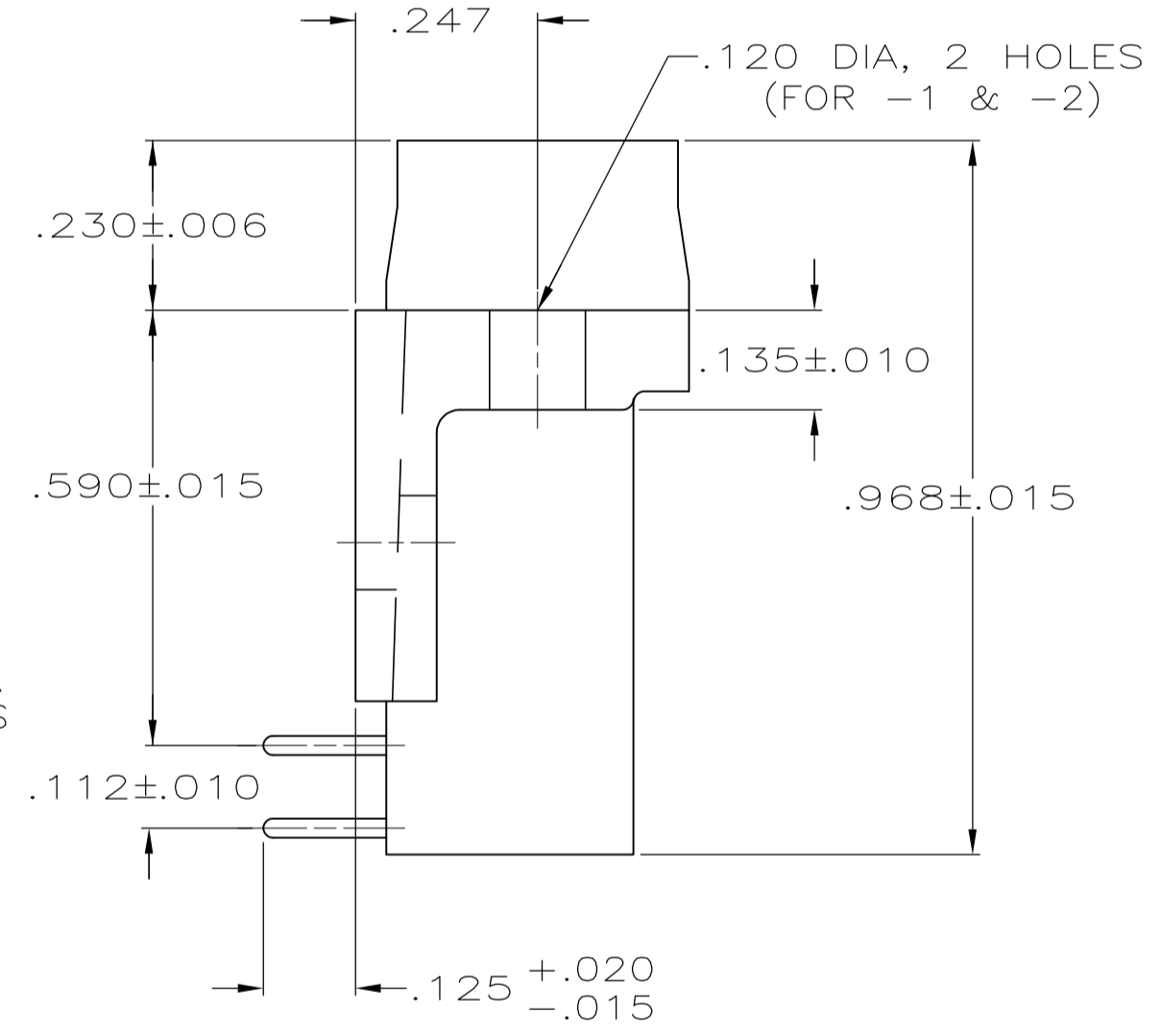
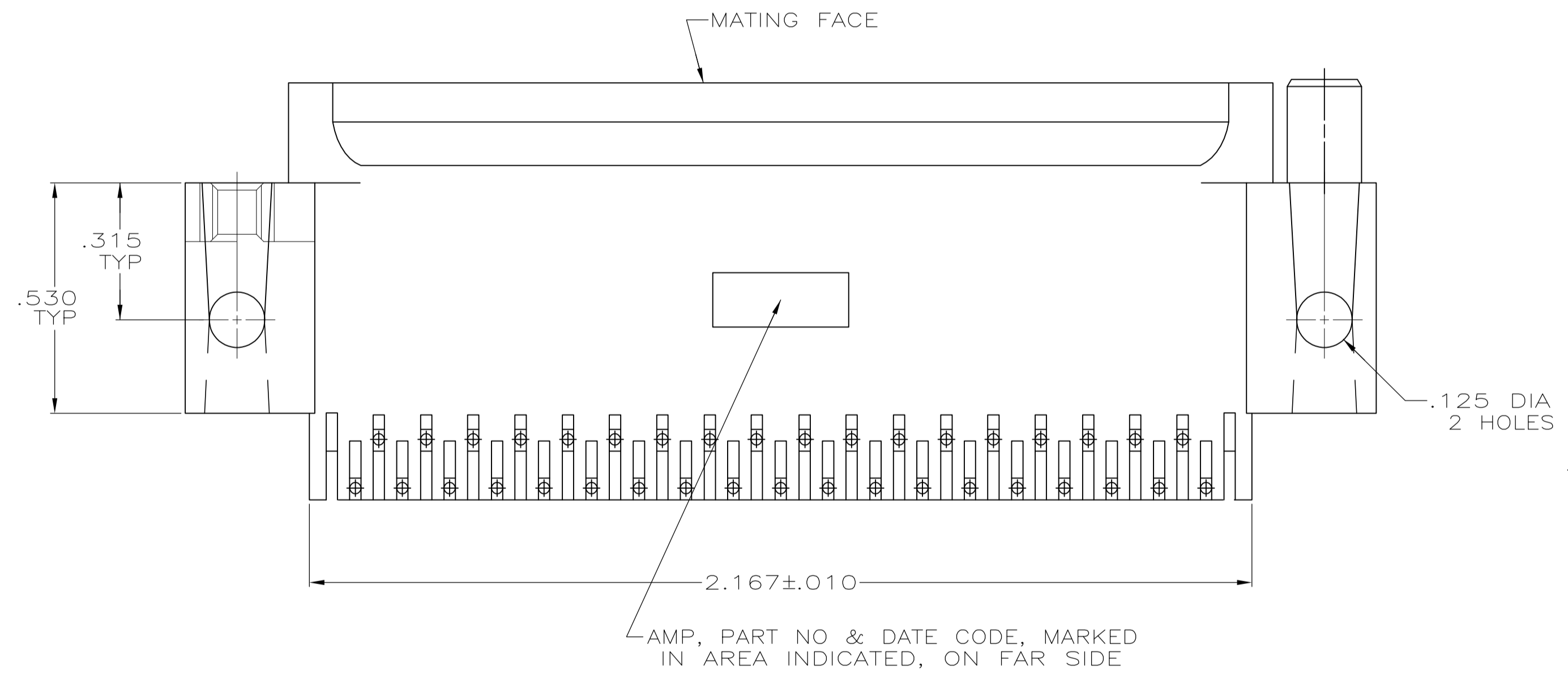


- 1 MOLDDED PARTS: FLAME RETARDANT, 94V-0 RATED, GLASS FILLED NYLON OR POLYESTER, BLACK
CONTACTS: BRASS
HARDWARE: BRASS
- 2 CONTACTS: SEE TABLE
INSERTS: UNPLATED
SCREWLOCKS: NICKEL PLATED
- 3 REFER TO APPLICATION SPEC FOR RECOMMENDED P.C. BOARD MOUNTING DIMENSIONS FOR AUTOMATIC INSERTION.
- 4 GOLD FLASH ON THE MATING SURFACES, .000100 MIN TIN OR TIN-LEAD PLATE ON THE SOLDER END, .000050 MIN NICKEL UNDERPLATE ON THE ENTIRE CONTACT.
- 5 .000030 MIN GOLD PLATE ON THE MATING SURFACES, .000100 MIN TIN OR TIN-LEAD PLATE ON THE SOLDER END, .000050 MIN NICKEL UNDERPLATE ON THE ENTIRE CONTACT.
-OR-
GOLD FLASH OVER PALLADIUM- NICKEL PLATE, .000030 MIN TOTAL ON THE MATING SURFACES, .000100 MIN TIN OR TIN-LEAD PLATE ON THE SOLDER END, .000050 MIN NICKEL UNDERPLATE ON THE ENTIRE CONTACT.



RECOMMENDED P.C. BOARD MOUNTING DIMENSIONS 3

OBSELETE	WITH SCREWLOCKS	5	747470 -6
OBSELETE	WITH SCREWLOCKS	4	747470 -5
OBSELETE	WITH INSERTS	5	747470 -4
OBSELETE	WITH INSERTS	4	747470 -3
	WITH .120 DIA HOLE	5	747470 -2
SUPSD BY 747470-2	WITH .120 DIA HOLE	4	747470 -1
	REMARKS	FINISH	PART NUMBER

THIS DRAWING IS A CONTROLLED DOCUMENT.

DIMENSIONS:	TOLERANCES UNLESS OTHERWISE SPECIFIED:	DIN	7-29-87
INCHES		C	RICHARD
		8-3-87	
		S	WELDON
		8-3-87	
		APVD	B TAYLOR
		NAME	
		PRODUCT SPEC	
		108-40005	
		APPLICATION SPEC	
		114-40015	
		SIZE	CAGE CODE DRAWING NO
		A1	00779
		WEIGHT	RESTRICTED TO
		CUSTOMER DRAWING	SCALE 4:1 SHEET 1 OF 1 REV J

STE TE Connectivity

PLUG ASSY, SIZE 4, 37 POSN, RIGHT ANGLE, .590 SERIES, .026 DIA POSTS, AMPLIMITE® HD-20