


# Thermal Pad 21-869

Version TDS.21-869.V.B.0

## Description

Through innovative technology, this soft and conformable thermal pad is designed to provide high level of thermal performance with minimum pressure on electronic components.



## Typical Properties

Properties	Thermal Pad 21-869	Test Method
Thermal	Thermal Conductivity (W/m-K)	7
	Continuous Use Temp. (°C)	-55~150
Physical	Color	Grey
	Substrate	Silicone
	Density (g/cm <sup>3</sup> )	3.25
	Thickness Range (mm)	1~5
	Thickness Tolerance	-
	> 1mm	±10%
	< /= 1mm	±0.1mm
	Hardness (shore 00)	35
	Outgassing, %TML	0.101
	Outgassing, %CVMC	0.021
Electrical	Dielectric Breakdown Voltage (KVAC/mm)	>6
	Dielectric Constant@1MHz	3.71
	Volume Resistivity (ohm-cm)	>10 <sup>14</sup>
Regulatory	Flame Rating	V0
	RoHS Compliant	YES
	Shelf Life (months)	24

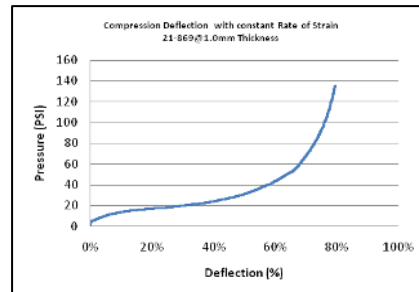
## Benefits

- Ultra Soft (Putty Like)
- Extremely Good Thermal Performance
- Excellent Surface Wetting
- High Breakdown Voltage
- Easy For Installation
- RoHS Compliant

## Applications

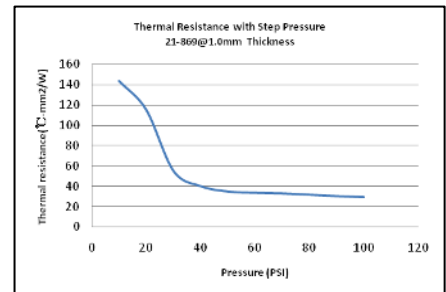
- Memory Modules
- Mass Storage Devices
- Automotive Electronics
- Telecommunication Hardware
- Radios
- Power Electronics
- Set-Top Boxes
- Audio And Video Players
- IT Infrastructure

## Deflection VS Compression



21-869 Gap Pad 1.0mm thick;  
1 inch<sup>2</sup> test sample;  
Rate of strain = 1.0 mm/min

## Thermal Resistance VS Compression



21-869 Gap Pad 1.0mm thick;  
1 inch<sup>2</sup> test sample;  
Pressure step = 10psi

## Recommended Compression

Suitable for wide range of compression. Recommend to compress the material with equal ratio on the whole surface.

## Standard Size

8" X 12" (203mm X 304mm)

## Storage Requirement

Room Temperature Between 20 to 25 degree R.H. 50%

## Declaimers

- The information provided in this Technical Data Sheet (TDS) including the recommendations for use and application of the product are based on our knowledge and experience of the product as at the issuing date of this TDS. When using our products, no matter what type of equipment they might be used for, be sure to make a written agreement on the specifications with us in advance. The design and specifications in this TDS are subject to change without prior notice.
- Do not use the products beyond the specifications described in this TDS. This TDS explains the typical performance of the products as individual component. Before use, check and evaluate their operations when installed in your products.
- Install the following systems for a failsafe design to ensure safety if these products are to be used in equipment where a defect in these products may cause the loss of human life or other significant damage, such as damage to vehicles (automobile, train, vessel), traffic lights, medical equipment, aerospace equipment, electric heating appliances, combustion/gas equipment, rotating equipment, and disaster/crime prevention equipment.

