

NOTES:

1. MATERIALS AND FINISHES:

BODY, WASHER, BRAID CLAMP & NUT - BRASS (ASTM-B16 H02, C36000), NICKEL PLATING  
 CONTACT PIN - BRASS, GOLD PLATING  
 INSULATOR - PTFE PER ASTM D 1710 OR EQUIV.  
 GASKET - RUBBER

2. ELECTRICAL:

A. IMPEDANCE: 50 OHM  
 B. FREQUENCY RANGE: DC - 11 GHz

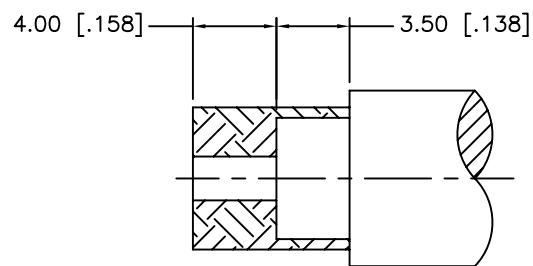
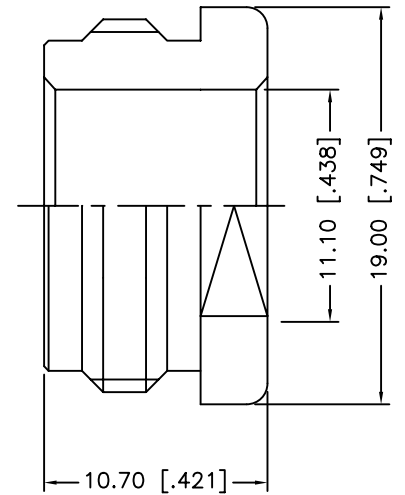
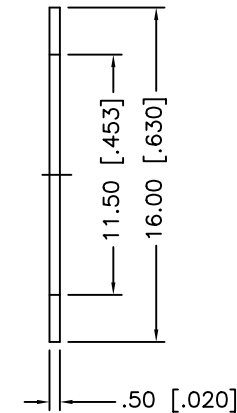
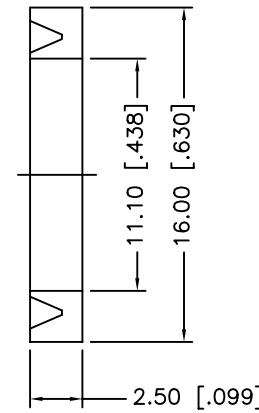
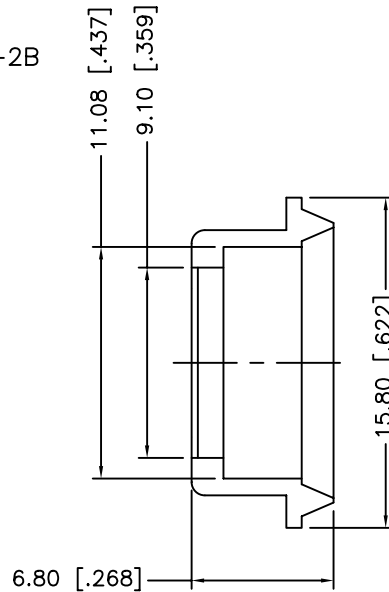
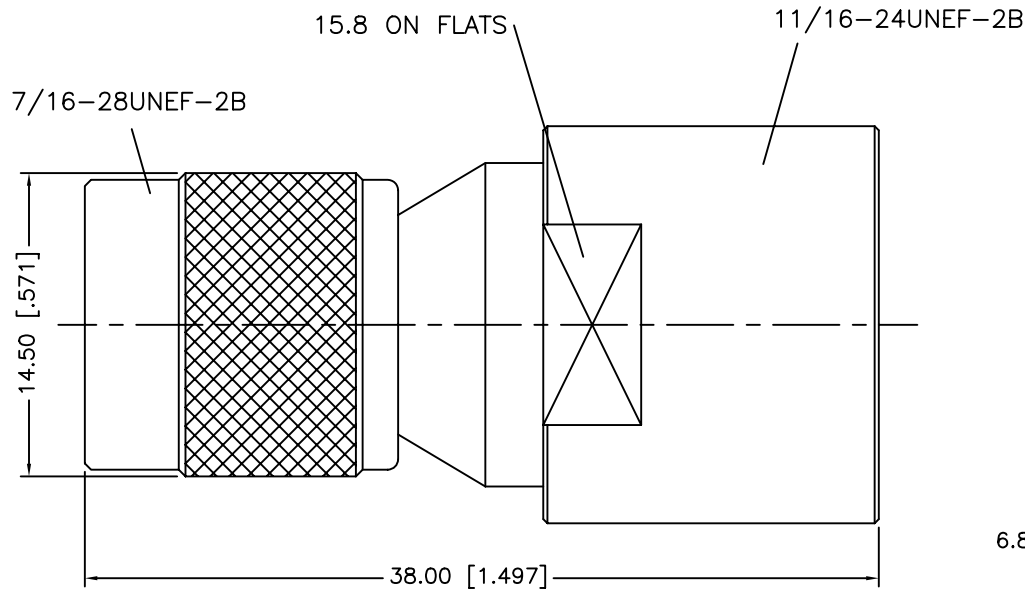
3. MECHANICAL:

A. TEMPERATURE RANGE: -65° C TO +165° C

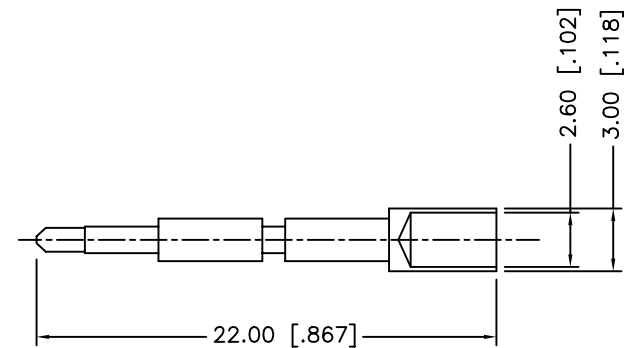
4. PACKAGING:

A. QUANTITY: SINGLE PACK  
 B. MARKING: BAG TO BE MARKED  
 \*AMPHENOL, 31-6154, AND DATE CODE

31-6154		REVISIONS			
DRAWING NO.	REV	DESCRIPTION	DATE	ECO	APPR
THIRD ANGLE PROJ.	A	RELEASE TO MFG.	8/29/06	46222	CPM/



RECOMMENDED  
CABLE STRIPPING DIM'S



UNLESS OTHERWISE SPECIFIED, DIMENSIONS ARE IN INCHES AND TOLERANCES ARE:  
 2 PLACE DECIMAL ±.015 (0,381 mm)  
 3 PLACE DECIMAL ±.005 (0,127 mm)  
 ANGLES ± 1°

NOTICE - These drawings, specifications, or other data (1) are, and remain the property of Amphenol Corp. (2) must be returned upon request; and (3) are confidential and not to be disclosed to any person other than those to whom they are given by Amphenol Corp. The furnishing of these drawings, specifications, or other data by Amphenol Corp., or to any other person to anyone for any purpose is not to be regarded by implication or otherwise in any manner licensing, granting rights or permitting such holder or any other person to manufacture, use or sell any product, process or design, patented or otherwise, that may in any way be related to or disclosed by said drawings, specifications, or other data.

MATERIAL	DRAWN	DATE
	C. McGRATH	4/11/05
REFERENCE	ENGINEER	DATE
	Q. BARTHELMES	4/11/05
	APPROVED	DATE
	Q. BARTHELMES	8/16/06
CAD FILE H:\DEPT611\TNC\031\ASSY\6154		

TITLE	CODE ID	DWG SIZE	DRAWING NO.
TNC CLAMP PLUG (FOR RG-8/U, 213/U, 214/U CABLE)	74868	B	31-6154

Amphenol Amphenol Corporation RF/Microwave Operations Danbury, Conn. U.S.A. 06810	
SCALE: 2:1	SHEET OF
ISSUE	A