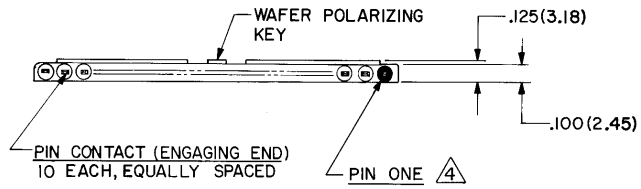
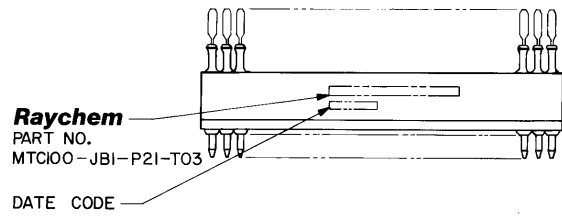
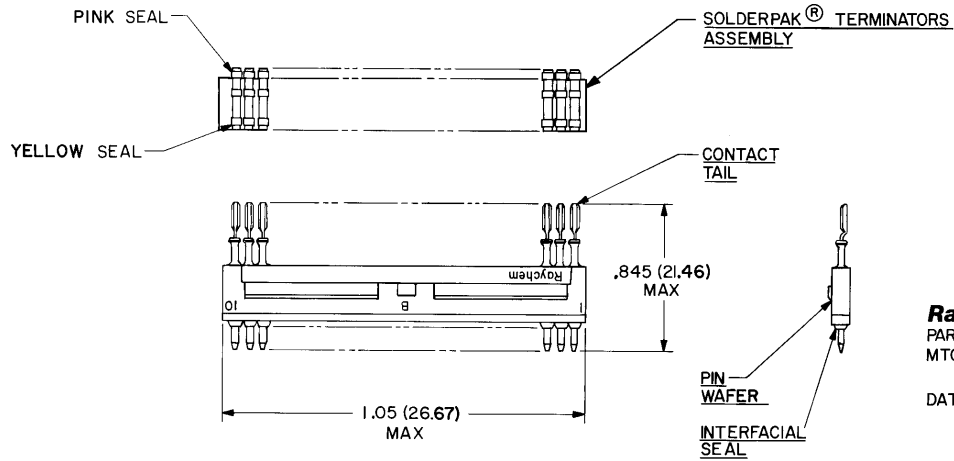


REVISIONS				DATE	APPROVED
ZONE	LTR	DESCRIPTION			
—	A	CHG'D PER DCO**T-02585		W.J.	



5 WEIGHT (MAX.): LBS. | GRAMS
.0047 | 2.12

4 PIN ONE : PIN NUMBER ONE MARKED IN CONTRASTING COLOR ON INTERFACIAL SEAL.

3. WAFER : WAFER MEETS THE REQUIREMENTS OF RAYCHEM SPECIFICATION D-6011.

2. FINISH :
 2-A PIN WAFER ; FINISH TO BE AS MOLDED.
 2-B PIN CONTACT ; GOLD PLATE PER MIL-G-45204, CLASS I.
 (ENGAGING END)
 2-C CONTACT TAIL ; COATED WITH SOLDER PER QQ-S-571.

1. MATERIAL :
 1-A PIN WAFER ; HIGH GRADE POLYARYLENE THERMO-PLASTIC.
 1-B PIN CONTACT ; COPPER ALLOY PER QQ-B-613 OR QQ-C-502.
 1-C INTERFACIAL SEAL ; SILICONE ELASTOMER PER MIL-R-25988.
 1-D SOLDERPAK® TERMINATORS ASSY ; REFER TO RAYCHEM DWG. CTA-0026 FOR DATA.

NOTES

If this document is printed it becomes uncontrolled.
 Check with the web for latest revision.

DO NOT SCALE THIS DRAWING

SPECIFICATION CONTROL DRAWING

© Raychem Corporation 1981

UNLESS OTHERWISE SPECIFIED DIMENSIONS ARE IN INCHES BRACKETED DIMENSIONS () ARE METRIC AND TOLERANCES ARE: .XXX: ± .005 (0.13 M.M.) .XX: ± .02 (0.51 M.M.) Δ: ± —	DRAWN	W.V.J.	1-15-81	Raychem <small>RAYCHEM CORPORATION 300 CONSTITUTION DRIVE MENLO PARK, CALIFORNIA 94025</small>	
	CHECKED	<i>[Signature]</i>			
	APPROVED	<i>[Signature]</i>	1-22-87		
	APPROVED	<i>[Signature]</i>	2-6-81		
				TITLE KIT, 1" PIN WAFER "B" WITH SOLDERPAK® TERMINATORS, FOR ROUND WIRE (20-26 AWG), 150°C TEMPERATURE RATING MTC 100 SERIES	
	SIZE	CODE IDENT	DWG. NO.		
	C	NO. 06090	MTC100-JBI-P21-T03		
		WEIGHT	5	SHEET	OF 1