
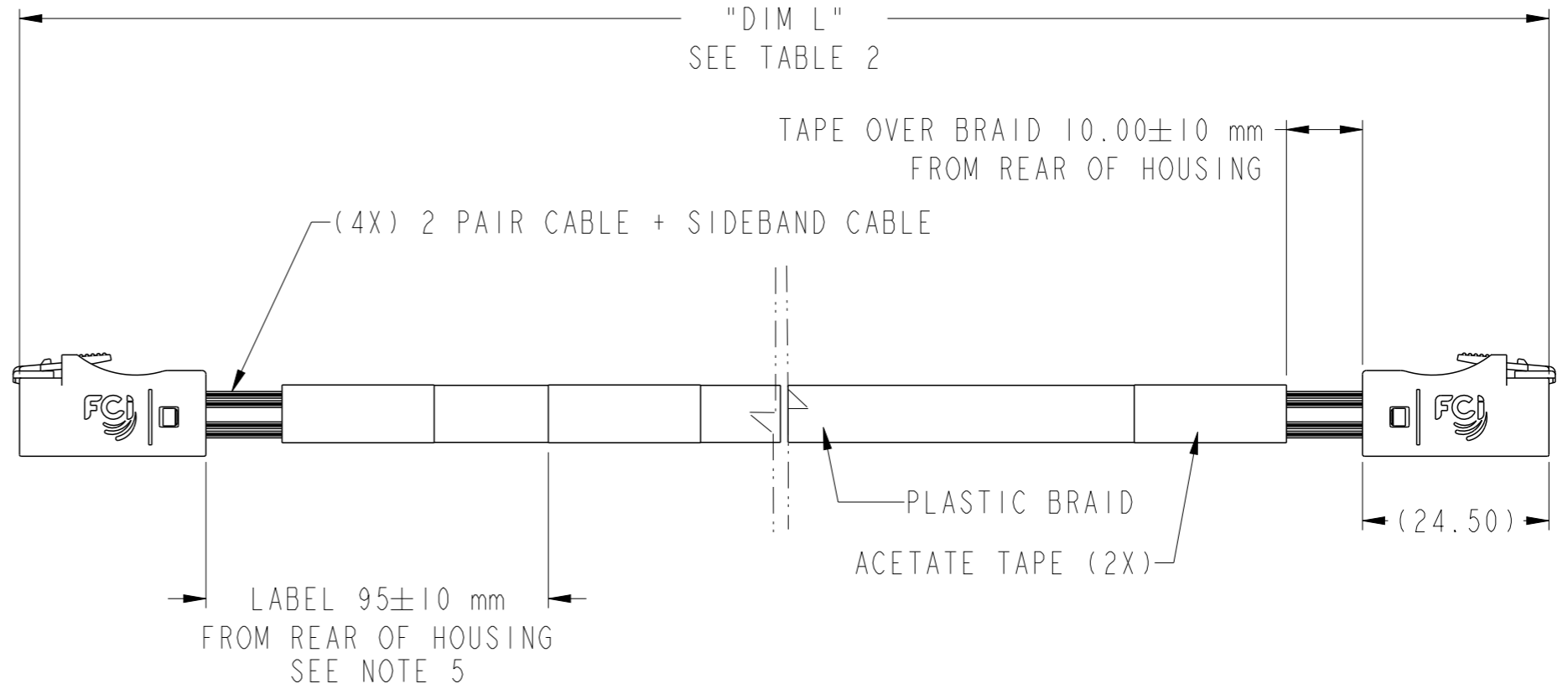
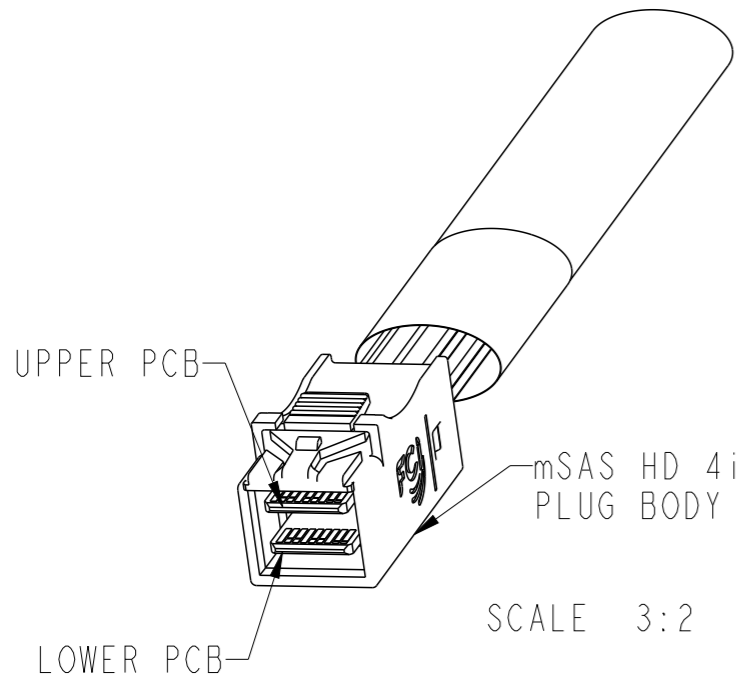


FCI PART NUMBER	DESCRIPTION	NOTES
10120086-XXXXLF	CONTROLLER TO CONTROLLER CONFIGURATION	SEE TABLE 1



spec ref	-	dr	David Lord	2012/02/16	projection	mm	size	A3	scale	1:1		
tolerance std	ISO 406 ISO 1101	eng	Andy Wu	2013/01/31			ecn no	ELX-N-13965-1	rel level	Released		
TOLERANCES UNLESS OTHERWISE SPECIFIED		chr	-	apppr							Roger Cheng	2013/02/01
surface	ISO 1302	linear	0.X ±0.3 0.XX ±0.10 0.XXX ±0.005			title	mSAS HD INTERNAL (4i) CABLE ASSEMBLY- 6 Gb/s		dwg no	10120086	rev	B
		angular	0° ±2°	www.fci.com	cat. no.	-	Product - Customer Drw		sheet 1 of 4			

FCI PART NUMBER	DESCRIPTION	NOTES
10120086-XXXXLF	CONTROLLER TO CONTROLLER CONFIGURATION	SEE TABLE 1

TABLE 1 - CABLE PART NUMBER LIST			
PART NUMBER	"DIM L" CABLE LENGTH (METERS)	AWG	NOTES
10120086-2030LF	0.3	30	CONTROLLER TO CONTROLLER WIRING CONFIGURATION (SHEET 2) ----- (SEE SHEET 3 FOR ALL NOTES)
10120086-2040LF	0.4	30	
10120086-2050LF	0.5	30	
10120086-2060LF	0.6	30	
10120086-2070LF	0.7	30	
10120086-2080LF	0.8	30	
10120086-2090LF	0.9	30	
10120086-2100LF	1.0	30	

NOTE:

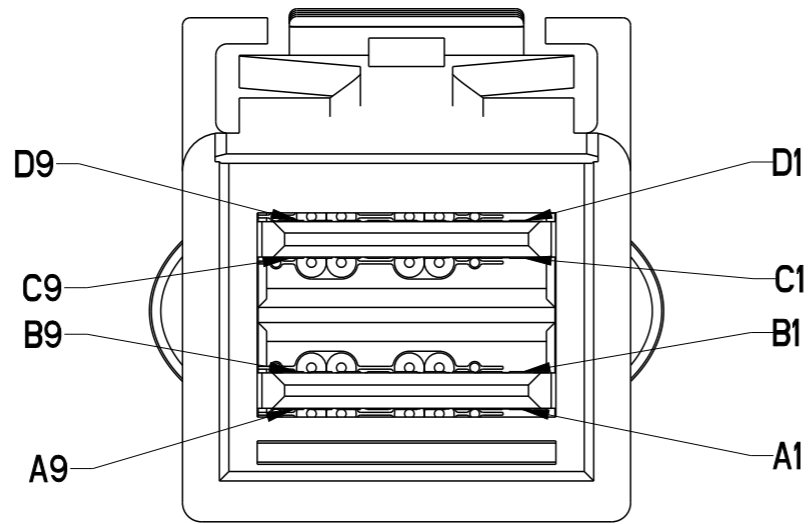
1. ALL CABLE PERFORMANCE COMPLIANCE SAS2.1
2. CABLE MORE THAN 1.0 METER COULD NOT MEET SAS2.1 INSERTION LOSS -6dB MAX.

spec ref	-	dr	David Lord	2012/02/16	projection	mm	size	A3	scale	1:1	
tolerance std	ISO 406 ISO 1101	eng	Andy Wu	2013/01/31		← →	ecn no	ELX-N-13965-1			
	TOLERANCES UNLESS OTHERWISE SPECIFIED	chr	-	-			rel level	Released			
surface	ISO 1302	appr	Roger Cheng	2013/02/01	product family	-	dwg no	10120086C	rev	B	
	linear	0.X	±0.3		mSAS HD INTERNAL (4i)			cat. no.	-	Product - Customer Drw	sheet 2 of 4
		0.XX	±0.10		CABLE ASSEMBLY- 6 Gb/s						
	angular	0°	±2°								



Copyright FCI.

FCI PART NUMBER	DESCRIPTION	NOTES
10120086-XXXXLF	CONTROLLER TO CONTROLLER CONFIGURATION	SEE TABLE 1



SCALE 5:1

LEGEND	
	HIGH-SPEED SERIAL DIFFERENTIAL PAIRS
	SIGNAL RETURN
	SIDEBAND SIGNAL

WIRING LIST (CONTROLLER TO CONTROLLER)				
END P1 (CONTROLLER)			END P2 (CONTROLLER)	
POSITION	SYMBOL		POSITION	SYMBOL
D9	GROUND	-----	B9	GROUND
D8	Tx2-		B8	Rx2-
D7	Tx2+		B7	Rx2+
D6	GROUND	-----	B6	GROUND
D5	Tx0-		B5	Rx0-
D4	Tx0+		B4	Rx0+
D3	GROUND	-----	B3	GROUND
D2	SIDEBAND 6		B2	SIDEBAND 1
D1	SIDEBAND 5		C2	SIDEBAND 2
C1	SIDEBAND 4		B1	SIDEBAND 3
C2	SIDEBAND 2		D1	SIDEBAND 5
C3	GROUND	-----	A3	GROUND
C4	Tx1+		A4	Rx1+
C5	Tx1-		A5	Rx1-
C6	GROUND	-----	A6	GROUND
C7	Tx3+		A7	Rx3+
C8	Tx3-		A8	Rx3-
C9	GROUND	-----	A9	GROUND
B9	GROUND	-----	D9	GROUND
B8	Rx2-		D8	Tx2-
B7	Rx2+		D7	Tx2+
B6	GROUND	-----	D6	GROUND
B5	Rx0-		D5	Tx0-
B4	Rx0+		D4	Tx0+
B3	GROUND	-----	D3	GROUND
B2	SIDEBAND 1		D2	SIDEBAND 6
B1	SIDEBAND 3		C1	SIDEBAND 4
A1	SIDEBAND 7		A2	SIDEBAND 0
A2	SIDEBAND 0		A1	SIDEBAND 7
A3	GROUND	-----	C3	GROUND
A4	Rx1+		C4	Tx1+
A5	Rx1-		C5	Tx1-
A6	GROUND	-----	C6	GROUND
A7	Rx3+		C7	Tx3+
A8	Rx3-		C8	Tx3-
A9	GROUND	-----	C9	GROUND

spec ref	-	dr	David Lord	2012/02/16	projection	mm	size	A3	scale	2:1
tolerance std	ISO 406 ISO 1101	eng	Andy Wu	2013/01/31			ecn no	A3	rel level	Released
TOLERANCES UNLESS OTHERWISE SPECIFIED		chr	-	2013/02/01						
surface	ISO 1302	appr	Roger Cheng	2013/02/01	mSAS HD INTERNAL (4i) CABLE ASSEMBLY- 6 Gb/s		rel no	10120086	rev	B
	linear	0.X	±0.3		www.fci.com	cat. no.	-	Product - Customer Drw	sheet 3 of 4	
		0.XX	±0.10							
		0.XXX	±0.005							
	angular	0°	±2°							

Copyright FCI.



FCI PART NUMBER	DESCRIPTION	NOTES
10120086-XXXXLF	CONTROLLER TO CONTROLLER CONFIGURATION	SEE TABLE 1

NOTES:

- MATERIAL:
HOUSINGS: MODIFIED POLYPHENYLENE ETHER
PADDLE CARD: PRINTED CIRCUIT SUBSTRATE
HEAT SHRINK TUBE: POLYOLEFIN
EPOXY LOCTITE
- THIS PRODUCT MEETS THE RESTRICTION OF HAZARDOUS SUBSTANCES IN ELECTRICAL AND ELECTRONIC EQUIPMENT (RoHS) DIRECTIVE (2002/95/EC)
- THIS DIMENSION IS A FINISHED PRODUCT LENGTH.
- UNLESS OTHERWISE SPECIFIED ASSEMBLED LENGTH TOLERANCE IS TO BE:
"DIM L" < 1 METER = ±25mm
"DIM L" 1 METER TO 10 METERS = ± 2% OF "DIM L"
- UNLESS OTHERWISE SPECIFIED LABEL POSITION IS TO BE 95mm FROM REAR OF PI CONNECTOR.
LABEL DETAILS:
MANUFACTURER CODE OR NAME COUNTRY OF ORIGIN
CUSTOMER P/N OR FCI P/N
REVISION
DATE CODE (YYYY/MM/DD FORMAT) - SERIAL NUMBER

FONT SHALL BE CLEARLY VISIBLE AND BLACK IN COLOR.
- ALL CABLE ASSEMBLIES SHALL BE 100% TESTED FOR CONTINUITY AS DEFINED IN WIRING LIST.
- ALL CABLE ASSEMBLIES SHALL BE 100% HI-POT TESTED BY APPLYING 300V DC FOR A MINIMUM OF 10ms.
- IMPEDANCE: 100Ω DIFFERENTIAL.
- OTHER TESTING PERFORMED AS REQUIRED BY PRODUCT SPECIFICATION: GS-12-650.
- PACKAGE AND LABEL CABLE ASSEMBLIES PER GS-14-1272.
- A "△" SYMBOL WILL BE NEXT TO ANY DIMENSION, VIEW, OR NOTE WHICH HAS BEEN MODIFIED WITH THE CURRENT DRAWING REVISION. THE CURRENT REVISION WILL BE SHOWN IN THE SYMBOL.
- "HLF" PRODUCT NUMBERS DESIGNATE THE USE OF HALOGEN FREE RAW CABLE.
- HALOGEN FREE RAW CABLE CAN BE USED AS A SUBSTITUTE ON NON-HF PRODUCT NUMBERS.
- PART NUMBER/SUPPLIER SUBSTITUTION IS NOT ALLOWED.
- THIS PRODUCT CONFORMS TO THE MECHANICAL DIMENSIONING AND ELECTRICAL REQUIREMENTS OF THE SFF-8643 SPECIFICATION.
- THIS PRODUCT CONFORMS TO THE SAS 2.1 SPECIFICATION.

spec ref	-	dr	David Lord	2012/02/16	projection	mm	size	A3	scale	2:1
tolerance std	ISO 406 ISO 1101	eng	Andy Wu	2013/01/31		← →	ecn no	ELX-N-13965-1		
	TOLERANCES UNLESS OTHERWISE SPECIFIED	chr	-	-			rel level	Released		
surface	✓	appr	Roger Cheng	2013/02/01	product family	-	dwg no	10120086	rev	B
	linear	0.X	±0.3		mSAS HD INTERNAL (4i)		cat. no.	-	Product - Customer Drw	sheet 4 of 4
		0.XX	±0.10		CABLE ASSEMBLY- 6 Gb/s					
	angular	0°	±2°							
	ISO 1302	www.fci.com								

