

8

7

6

5

4

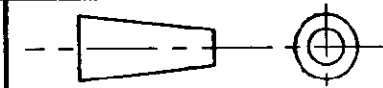
3

2

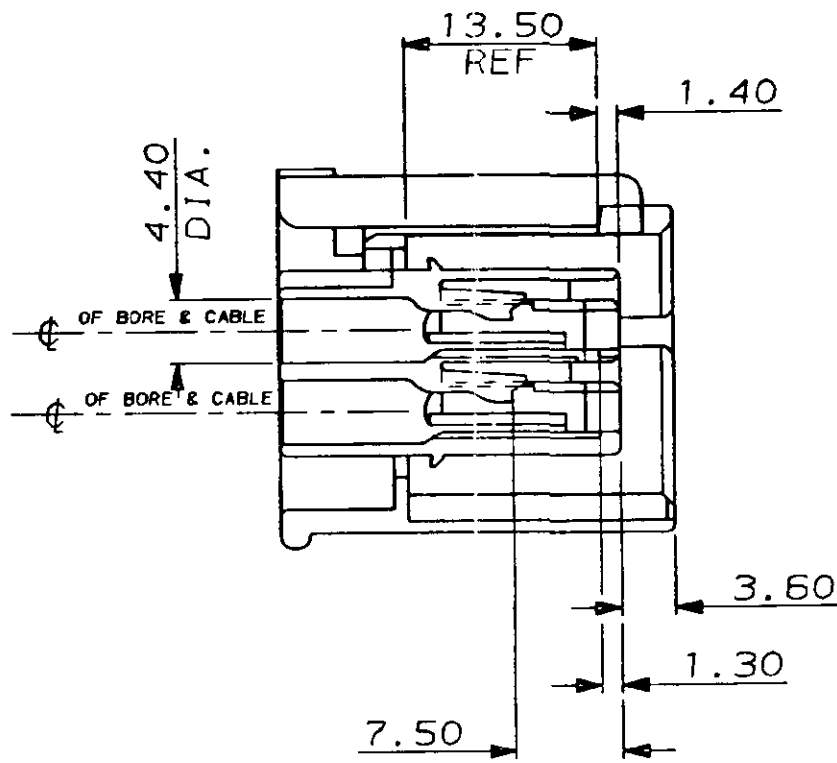
1

DO NOT SCALE

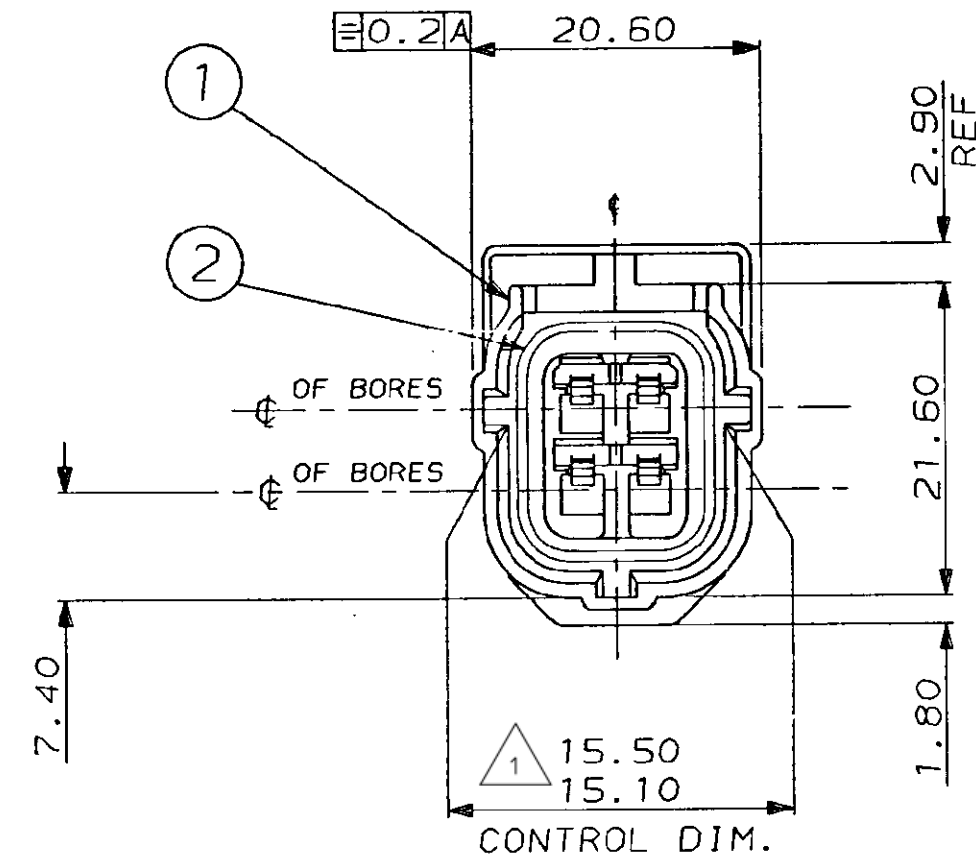
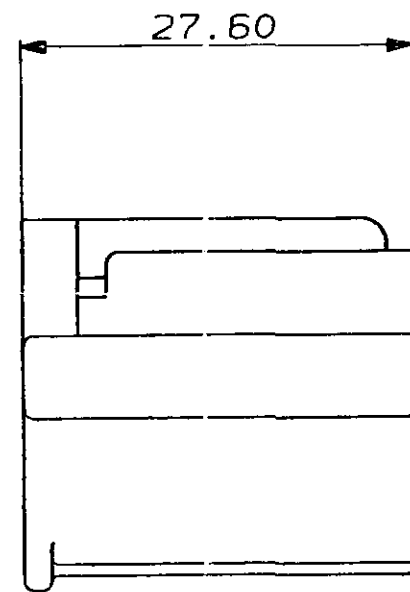
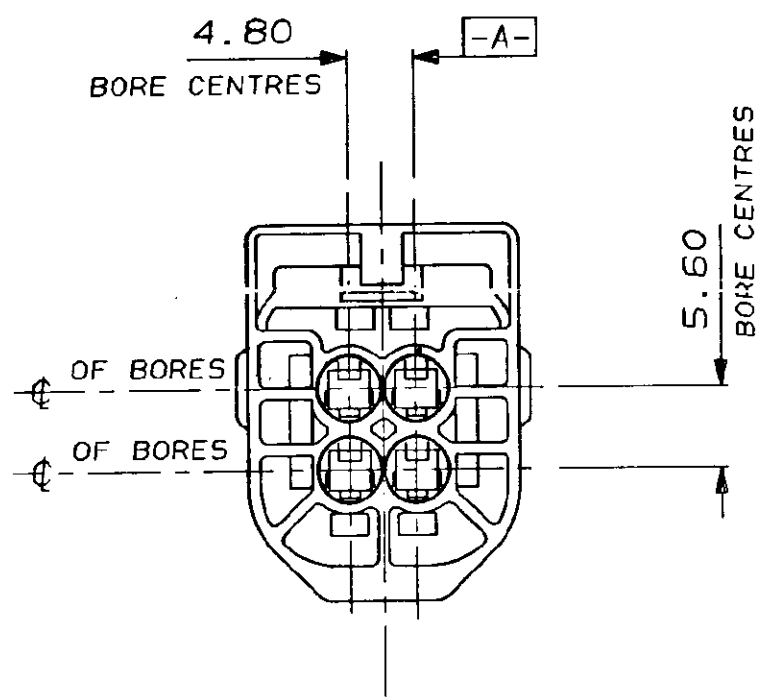
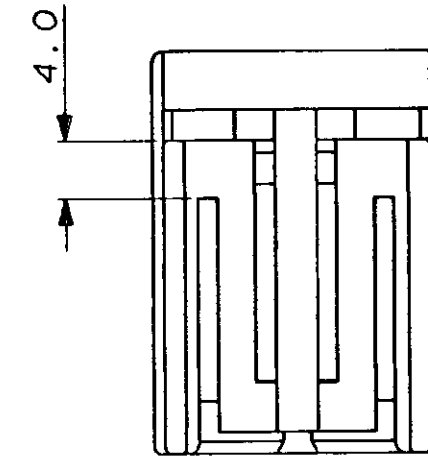
DIMENSIONS IN MM.



C.A.D. FILE CODE
344270



SCRAP VIEW (SEAL NOT SHOWN)



NOTE:

1 ALLOWED WARPAGE 0.2 MAX.

2	NITRILE RUBBER	BLACK	PERIPHERAL SEAL	1	1-344270-4 (WHITE)
1	NYLON 66	344269-4	4 WAY REC. HSG.	1	
2	NITRILE RUBBER	BLACK	PERIPHERAL SEAL	1	1-344270-3 (BLUE)
1	NYLON 66	344269-3	4 WAY REC. HSG.	1	
2	NITRILE RUBBER	BLACK	PERIPHERAL SEAL	1	1-344270-2 (RED)
1	NYLON 66	344269-2	4 WAY REC. HSG.	1	
2	NITRILE RUBBER	BLACK	PERIPHERAL SEAL	1	1-344270-1 (BLACK)
1	NYLON 66	344269-1	4 WAY REC. HSG.	1	
2	SILICONE RUBBER	ORANGE	PERIPHERAL SEAL	1	344270-4 (WHITE)
1	NYLON 66	344269-4	4 WAY REC. HSG.	1	
2	SILICONE RUBBER	ORANGE	PERIPHERAL SEAL	1	344270-3 (BLUE)
1	NYLON 66	344269-3	4 WAY REC. HSG.	1	
2	SILICONE RUBBER	ORANGE	PERIPHERAL SEAL	1	344270-2 (RED)
1	NYLON 66	344269-2	4 WAY REC. HSG.	1	
2	SILICONE RUBBER	ORANGE	PERIPHERAL SEAL	1	344270-1 (BLACK)
1	NYLON 66	344269-1	4 WAY REC. HSG.	1	
ITEM No.	MATERIAL	PART NO. OR COLOUR	DESCRIPTION	QTY. PER ASSY.	ASSEMBLY PART No.

CUSTOMER DWG
FOR REFERENCE ONLY

H	ADDED 1-344270-1, -2, -3 & -4	EB00-0002-95	4.1.95	© COPYRIGHT 1987 BY AMP OF GREAT BRITAIN LTD. ALL INTERNATIONAL RIGHTS RESERVED. ALL PRODUCTS MAY BE COVERED BY BRITISH AND FOREIGN PATENTS AND/OR PATENTS PENDING.	RELEASED FOR PUBLICATION 5.11.87				
G	MOD. PER. SEAL	EB00-0407-93	8.10.93		DR. R.S.	5.11.87			
F	ADDED -2, -3 & -4	C5726	4.3.91	TOLERANCES UNLESS OTHERWISE STATED	CH. R.R.	APP. B.J.			
E	ADDED 4.0 DIM.	C5615	26.9.90	DEC ± 0.5	STE TE Connectivity				
D	PICT. CHANGE TO REAR CORING	C5413	2.2.90	ANGLES ± 1°					
C	CON. DIM. WAS 15.30/15.10.	C5317	29.6.89	NAME 4 WAY REC. HSG. ASSY. ECONOSEAL 3 LOW CURRENT					
B	UPDATED	C5241	11.5.89	SCALE 2/1	LOC E	SIZE A2	DWG. No. C344270	REV J1	SHEET 1/1
A	UPDATED	C5014	29.7.88						
J1	ADDED NOTE	ECR-17-006547	08MAY2017						
REV	MODIFICATION	ECN	DATE	SCALE	LOC	SIZE	DWG. No.	REV	SHEET