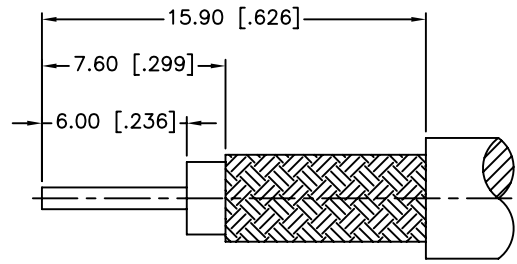
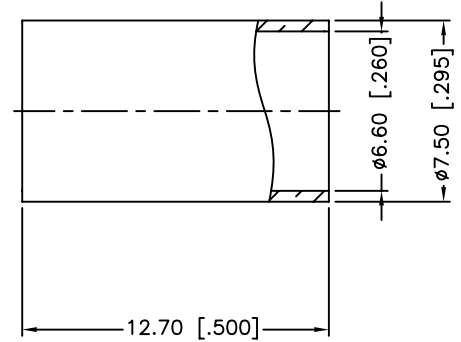
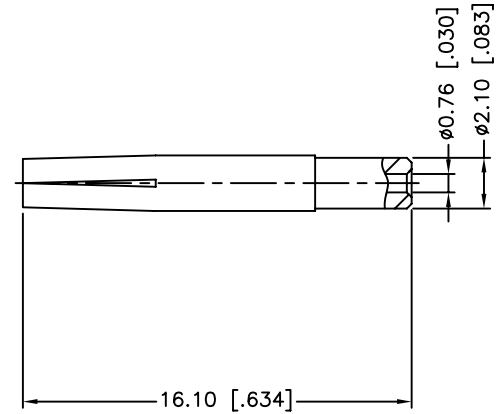
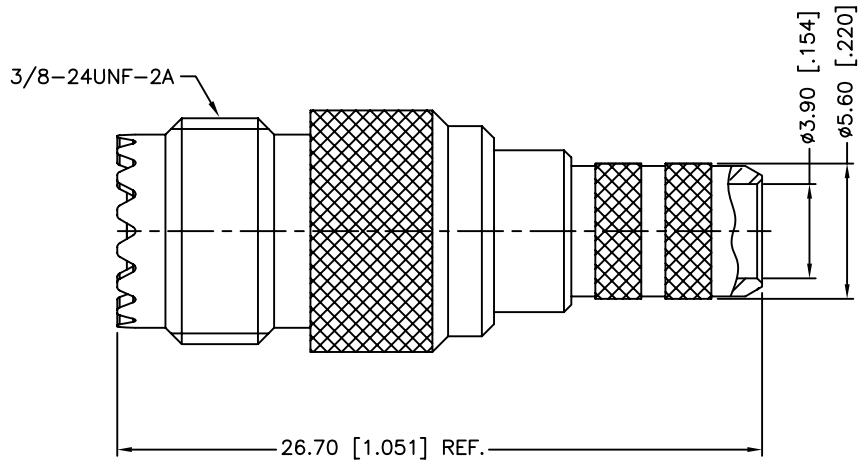


REV.	DATE	ECR NO.	DESCRIPTION
A	05/03/12	2309	UPDATE DRAWING FORMAT



RECOMMENDED
CABLE STRIPPING DIM'S



1. IMPEDANCE: 50 OHM
2. FREQUENCY RANGE: DC 0-2 GHz
3. VSWR(RETURN LOSS): 1.3 MAX.
4. DIELECTRIC WITHSTANDING VOLTAGE: 1000 VRMS, MIN.
5. DURABILITY: 500 CYCLES MIN.
6. TEMPERATURE RANGE: -65°C to +165°C
7. CRIMPED FERRULE
HEX CRIMP SIZE .255"
8. CRIMPED CONTACT PIN
HEX CRIMP SIZE .068"

UNLESS OTHERWISE SPECIFIED DIMENSIONS ARE IN MILLIMETERS. DIMENSIONS IN [] ARE IN INCHES AND FOR CUSTOMER REFERENCE ONLY.

UNLESS OTHERWISE SPECIFIED TOLERANCES FOR MILLIMETERS ARE:
0.5 - 8mm ± 0.20mm
8 - 30mm ± 0.40mm
30 - 120mm ± 0.50mm

UNLESS OTHERWISE SPECIFIED TOLERANCES FOR INCHES ARE:
.020 - .315 = ± 0.007"
.315 - 1.180 = ± 0.015"
1.180 - 4.724 = ± 0.020"

DO NOT SCALE DRAWING

APPROVALS		DATE
DRAWN	M.ZHANG	05/03/12
CHECKED		
ISSUED		
SHEET	1 OF 1	
CAD FILE	C:/CONNEX/182113.DWG	

Amphenol Connex			
PART DESCRIPTION			
MINI-UHF CRIMP JACK (FOR RG-59/U CABLE)			
PART NO.			
182113			
DWG. NO.	182113.DWG	REV.	NC
SIZE	A	SCALE	NA

DESCRIPTION	MATERIAL	FINISH	QTY
5 FERRULE	BRASS	NICKEL	1
4 CONTACT PIN	PHOSPHOR BRONZE	GOLD	1
3 INSULATOR	PTFE	NATURAL	1
2 BARREL	BRASS	NICKEL	1
1 BODY	BRASS	NICKEL	1