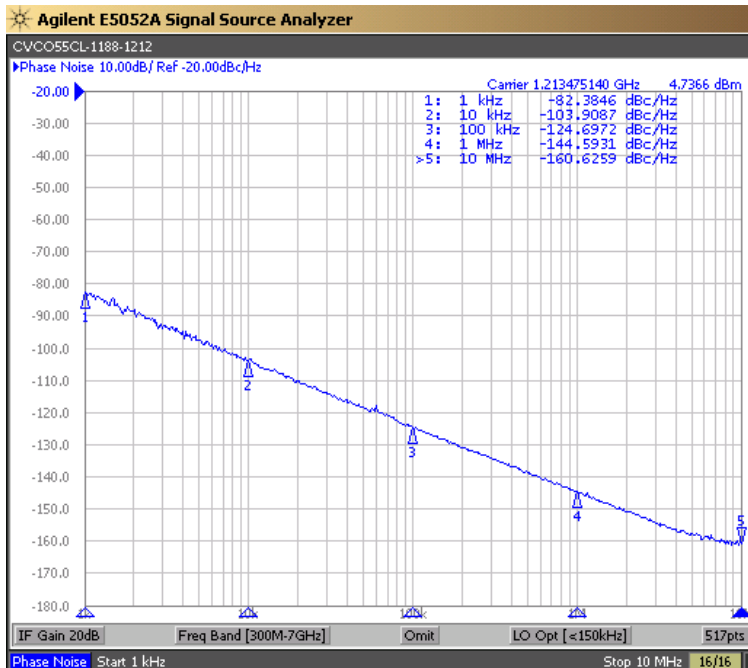


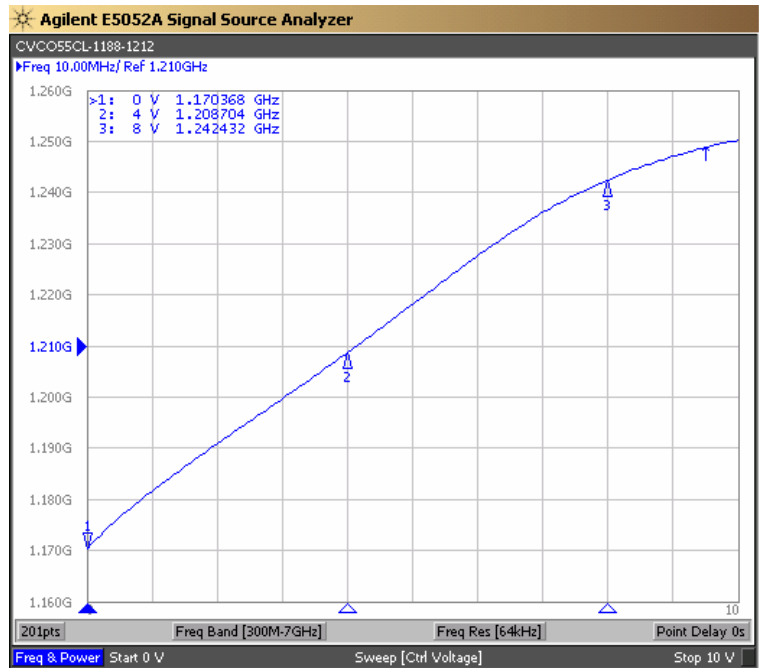


PERFORMANCE SPECIFICATION	MIN	TYP	MAX	UNITS
Lower Frequency:			1188	MHz
Upper Frequency:	1212			MHz
Tuning Voltage:	0		8.0	VDC
Supply Voltage:	11.4	12.0	12.6	VDC
Output Power:	+8.0	+10.0	+12.0	dBm
Supply Current:		22	25	mA
Harmonic Suppression (2 <sup>nd</sup> Harmonic):		-20		dBc
Pushing:		1.0	2.0	MHz/V
Pulling, all Phases:		1.0	2.0	MHz pk-pk
Tuning Sensitivity:		15		MHz/V
Phase Noise @ 10kHz offset:		-104		dBc/Hz
Phase Noise @ 100kHz offset:		-124		dBc/Hz
Load Impedance:		50		$\Omega$
Input Capacitance:			100	pF
Operating Temperature Range:	-40		+85	$^{\circ}$ C
Storage Temperature Range:	-45		+90	$^{\circ}$ C

Phase Noise (1 Hz BW, Typical)

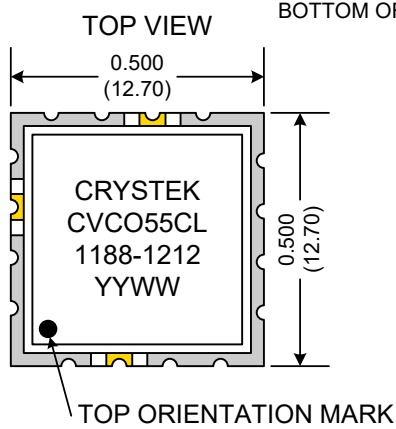
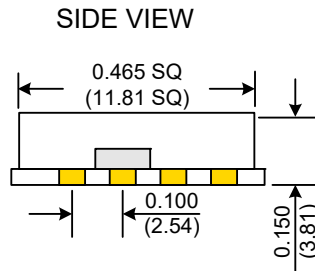
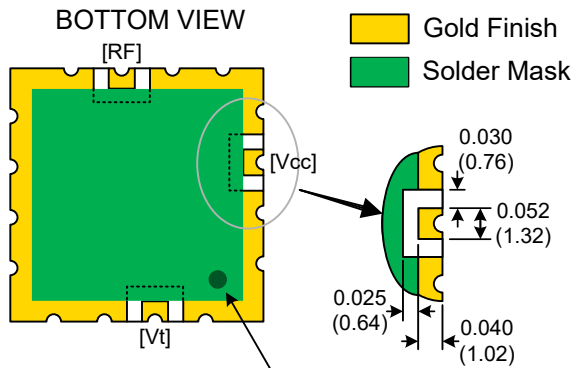


Tuning Curve (Typical)

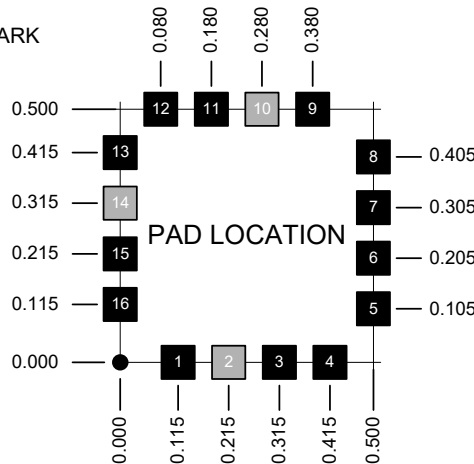


**Product Control:**

Crystek Part Number:	CVCO55CL-1188-1212	Release Date:	17-Jan-2019
Revision Level:	F	Responsible:	C. Vales



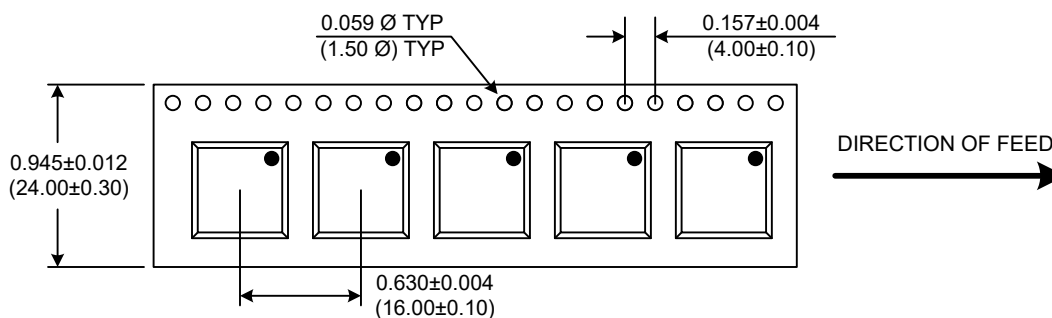
BOTTOM ORIENTATION MARK



Pad	Connection
2	Vt
10	RF-OUTPUT
14	Vcc
Others	GROUND

- Unless otherwise specified, Dimensions are in:  $\frac{IN}{(mm)}$
- Pad Location Dimensions are in: Inches

**TAPE AND REEL**



Drawing not to scale

**Product Control:**

Crystek Part Number:	CVCO55CL-1188-1212	Release Date:	17-Jan-2019
Revision Level:	F	Responsible:	C. Vales

Specification is subject to change without notice