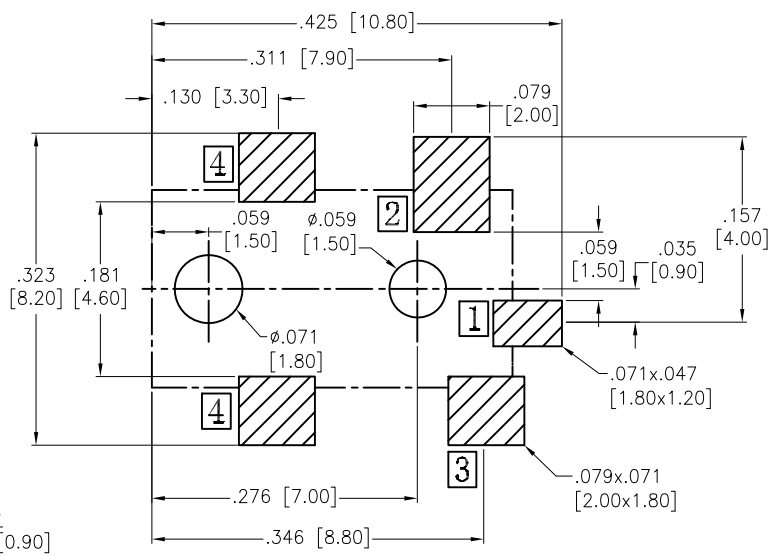
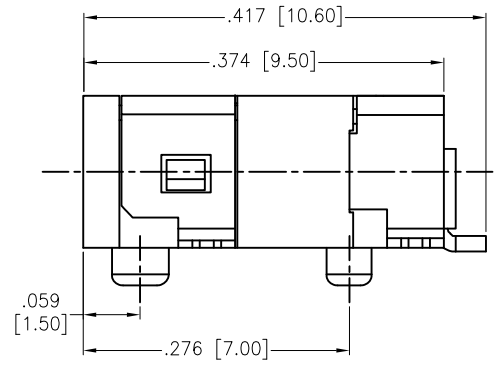
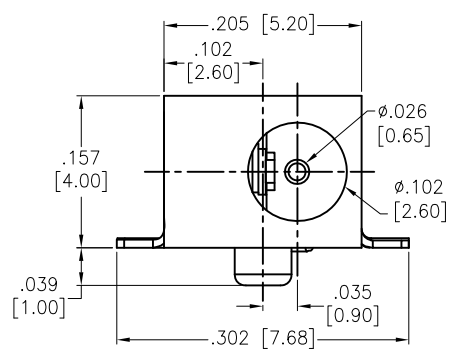
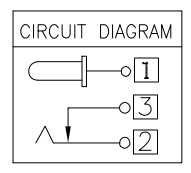
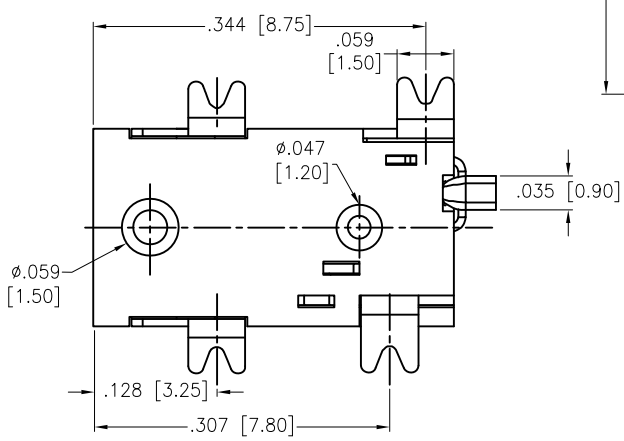
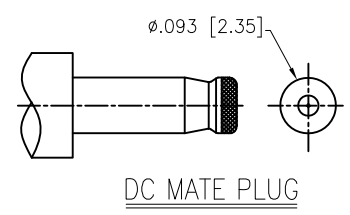


APPROVED: _____
DATE: _____ TITLE: _____

Rev	AWO #	Description	Date	Appr
-		RELEASED	11/18/11	
A		UPDATED SPEC.	11/16/18	HR/AC1



RECOMMENDED PCB LAYOUT



SPECIFICATIONS:
 Material:
 Insulator: PA9T, rated UL 94V-0
 Insulator color: Black
 Center Pin: Bronze
 Contacts: Copper Alloy
 Hook: Stainless Steel
 Plating:
 Silver over Copper underplate overall
 Electrical:
 Rating: 15VDC, 2A
 Contact resistance: 30 mohms max.
 Insulation resistance: 100 Mohms min. @ 250 VDC
 Dielectric withstanding voltage: 500 VAC
 Environmental:
 Lead free, RoHS compliant



UNLESS OTHERWISE SPECIFIED
 ALL DIMENSIONS ARE INCHES [MM]
 TOLERANCES: EXCEPT AS NOTED
 INCHES HOLES

.X ± .10	∅X ± .10
.XX ± .020	∅XX ± .015
.XXX ± .015	∅XXX ± .010

APPROVALS		DATE
DRAWN	TW	11/18/11
CHECKED	AY	11/18/11
APPROVED		

ADAM TECH INTERCONNECTS 909 Rahway Avenue, Union, NJ 07083
 Phone: 908-687-5000 Fax: 908-687-5710

TITLE: DC POWER JACK, 0.65mm CENTER PIN

SIZE	PART NO.	REV.
X	ADC-098-8	A

REF: S00002C SCALE: NTS SHEET 1 OF 1