LOADING PATTERN MATING SIDE

POS	01	02	03	04	05	06	07	08	09	10	11	12	13	14	15	16	17	18	19	20	21	22	23	24	25
y	6	6	6	6	6	6	6	6	6	6	6				6	6	6	6	6	6	6	6	6	6	6
h	4	4	4	4	4	4	4	4	4	4	4				4	4	4	4	4	4	4	4	4	4	4
g	4	4	4	4	4	4	4	4	4	4	4				4	4	4	4	4	4	4	4	4	4	4
f	4	4	4	4	4	4	4	4	4	5	5				5	5	4	4	4	4	4	4	4	4	4
e	4	4	4	4	4	4	4	4	4	4	4				4	4	4	4	4	4	4	4	4	4	4
d	4	4	4	4	4	4	4	4	4	4	4				4	4	4	4	4	4	4	4	4	4	4
c	4	4	4	4	4	4	4	4	4	5	5				5	5	4	4	4	4	4	4	4	4	4
b	4	4	4	4	4	4	4	4	4	4	4				4	4	4	4	4	4	4	4	4	4	4
a	4	4	4	4	4	4	4	4	4	4	4				4	4	4	4	4	4	4	4	4	4	4
z	6	6	6	6	6	6	6	6	6	6	6				6	6	6	6	6	6	6	6	6	6	6

LOADED CONNECTOR ASSEMBLY
(FOR EXAMPLE)

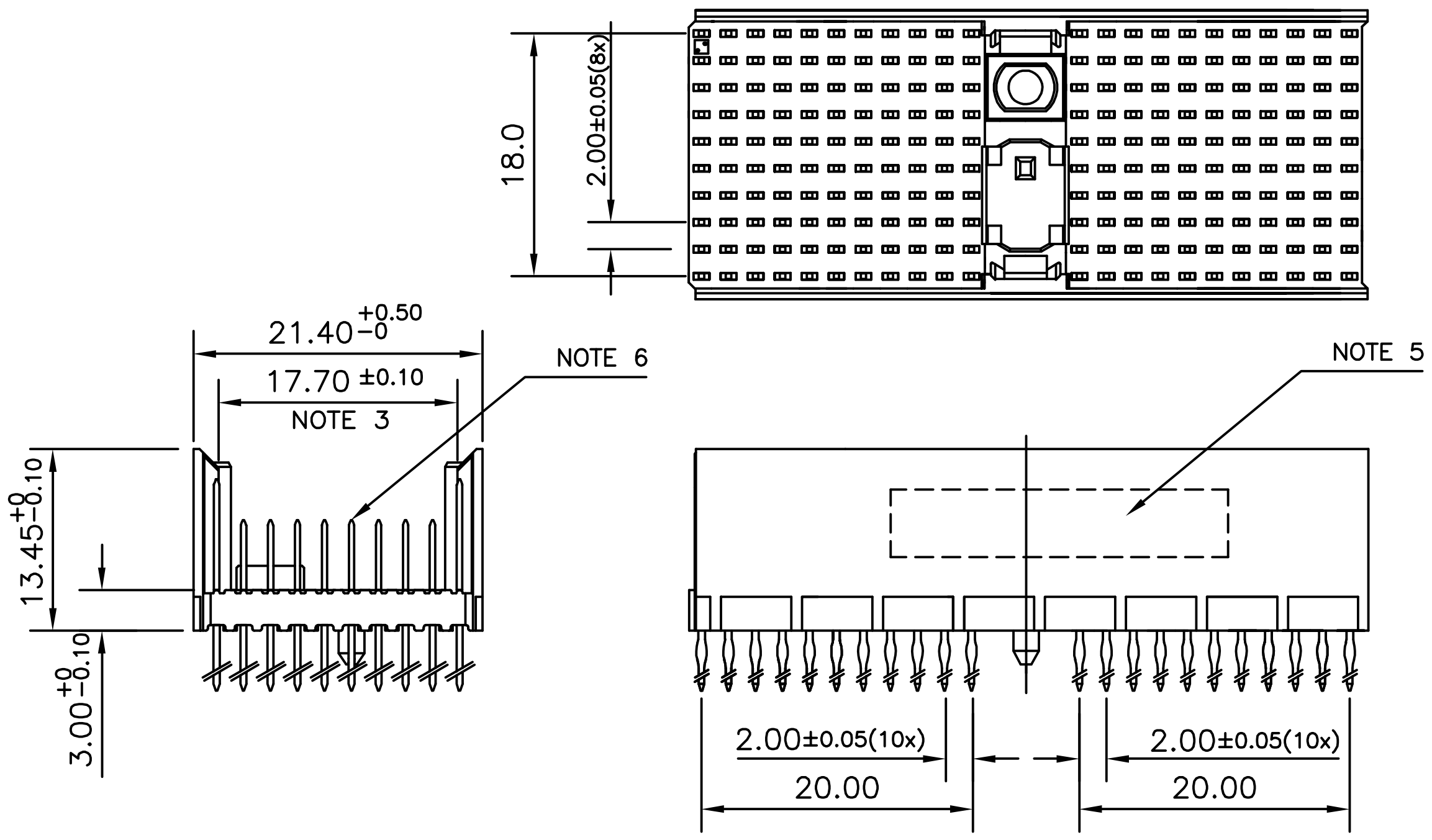

CONTACT OVERVIEW

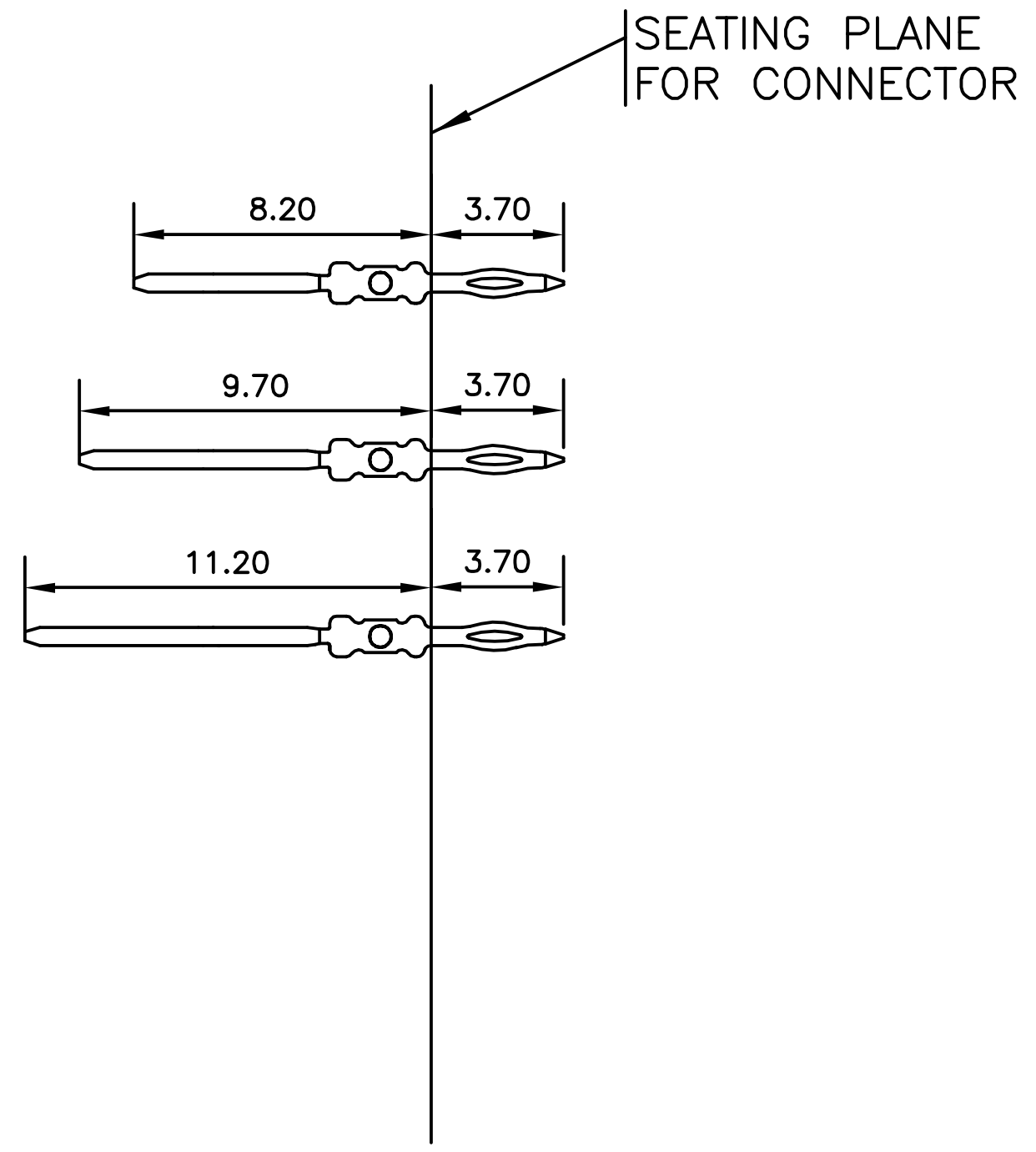

LAY−OUT P.C.B.−HOLE

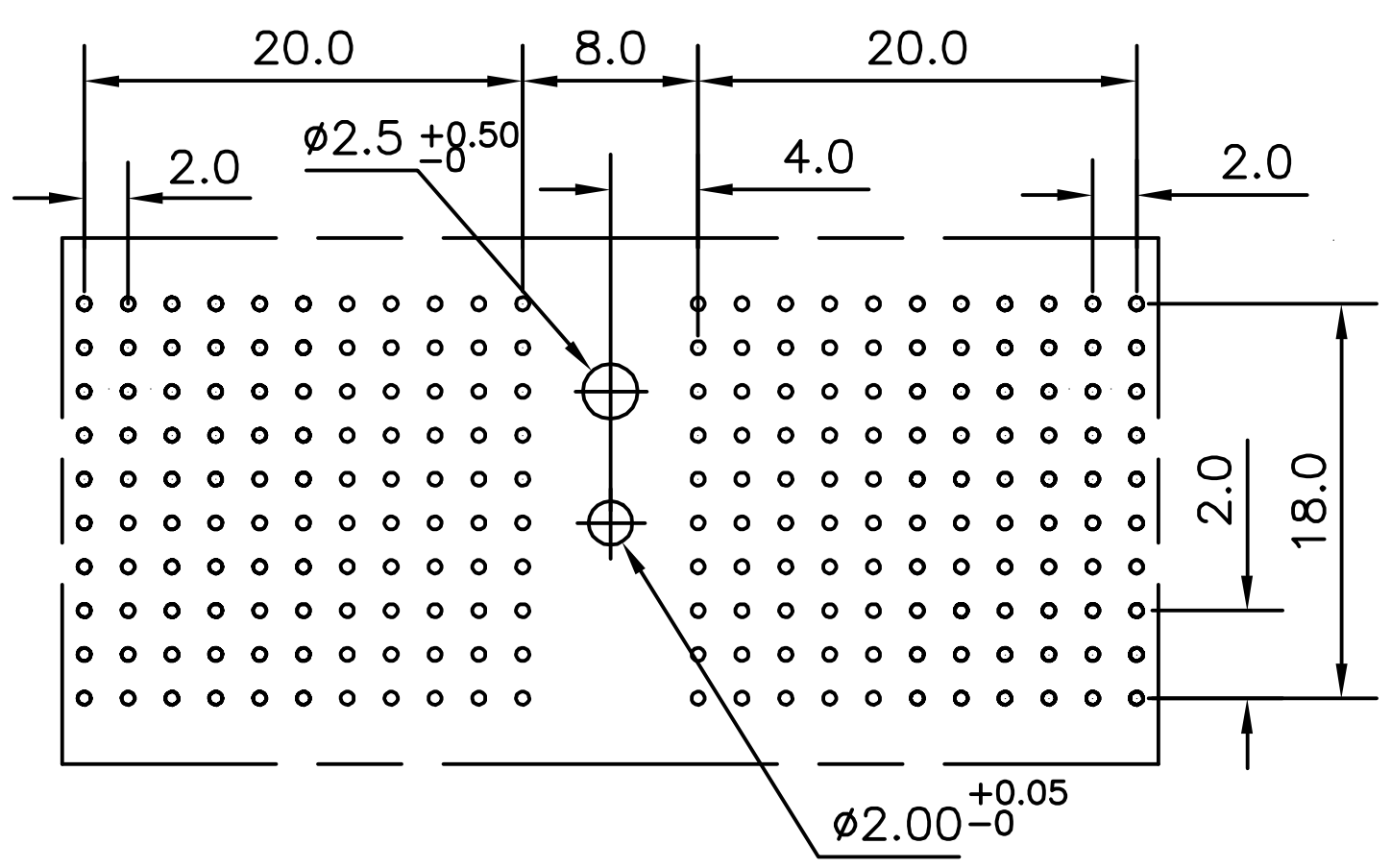

HM2P87PDJ1M1----

LEAD FREE INDICATOR : LF = LEAD FREE
(DIGIT 15 & 16)

PLATING CODE (DIGIT 13 AND 14)
(REF DRW NO. BS,C , 201844 , 003)

NOTES

1. THIS PRODUCT IS CSA APPROVED.
2. THIS PRODUCT IS UL RECOGNIZED.
3. MEASURED AT THE BOTTOM.
4. MATERIAL CONTACT: PHOSPHORBRONZE
   HOUSING: CREAM WHITE GLASS FILLED POLYESTER UL-94V0
5. CONNECTOR PRINTED WITH P/N AND DATE CODE.
6. FOR ACTUAL CONTACT LOADINGS, SEE LOADING PATTERN MATING SIDE.
7. SHAPE OF CONNECTOR HOUSING CAN ALTER DEPENDING ON PRODUCTION LOCATION
8. THE PRODUCT (LF) MEETS EUROPEAN UNION DIRECTIVES AND OTHER COUNTRY REGULATIONS AS DESCRIBED IN GS-22-008
9. FOR RECOMMENDED PTH DIMENSIONS REFER DRAWING : BS, A , 201572 , 001

PART NO: HM2P87PDJ1M1----

mat'l. code	SEE NOTE 4
surface	ISO 1302 √
tolerance	ISO 406 ISO 1101
projection	
product family	MILLIPACS
title	MPACS 8+2R STR HDR PF CONN TYPE D
tolerances unless otherwise specified	angles 0°±1°; linear .0±0.2, .00±0.1
units	MM
scale	–
dwg no	BS, C ,203028, 791
sheet	1 of 1
size	A3
type	Product Customer Drawing

ltr	ecn no	dr	date
A	I07-0141	MINI	2007-10-19

	name	date
dr	MINI K VANDANATH	2007-10-19
engr	BIJU K PAUL	2007-10-19
chr	BIJU K PAUL	2007-10-19
appd	BIJU K PAUL	2007-10-19

sheet index	revision	A
	sheet	1

FCIconnect.com
Copyright FCI
form: A3