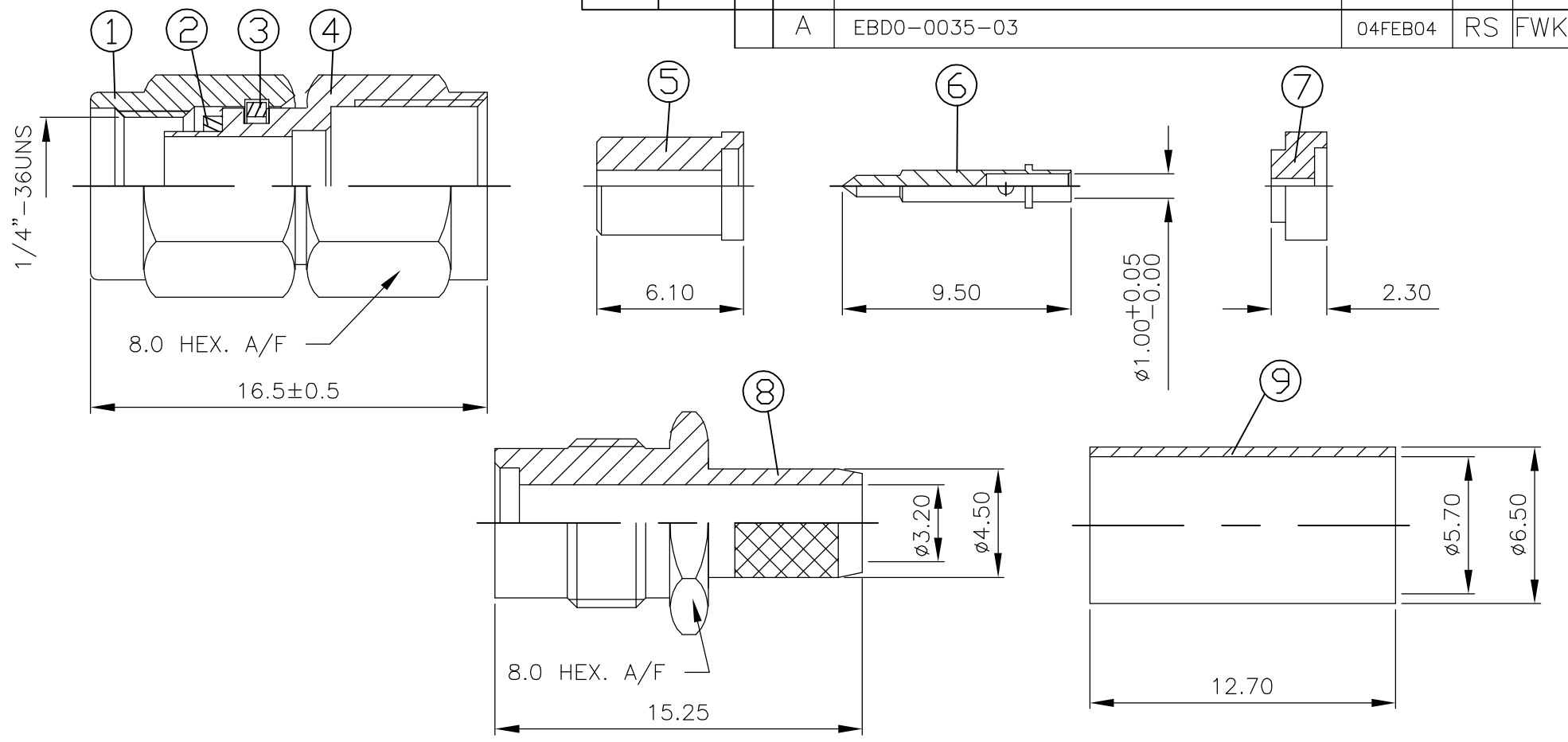


THIS DRAWING IS UNPUBLISHED. RELEASED FOR PUBLICATION APRIL, 2004.
 © COPYRIGHT 2004 BY TYCO ELECTRONICS CORPORATION. ALL RIGHTS RESERVED.

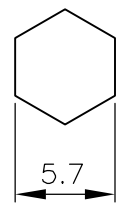
LOC	DIST	P	LTR	DESCRIPTION	DATE	DWN	APVD
E	B		A	EBD0-0035-03	04FEB04	RS	FWK

- NOTES:
- ① SINGLE PACK IN ACCORDANCE WITH SPEC 107-3275
 - ② 100 TRAY PACK IN ACCORDANCE WITH SPEC 107-3275
 - ③ 0.08μm Au PLATING OVER 1.27μm Ni PLATING
 - ④ 0.76μm Au PLATING OVER 1.27μm Ni PLATING OVER 0.76μm Cu PLATING
 - ⑤ PASSIVATED
 - ⑥ PLATING AS PER BODY, EXCEPT FOR PASSIVATED WHICH IS NICKEL PLATED
 - 7 HAND TOOL 9-1478240-0
 - 8 DIE SET 9-1478242-0
 - 9 FOR TECHNICAL DATA REFER TO YOUR LOCAL TYCO ELECTRONICS SALES OFFICE
 - 10 ALL DIMENSIONS ARE NOMINAL FOR REFERENCE ONLY UNLESS OTHERWISE STATED

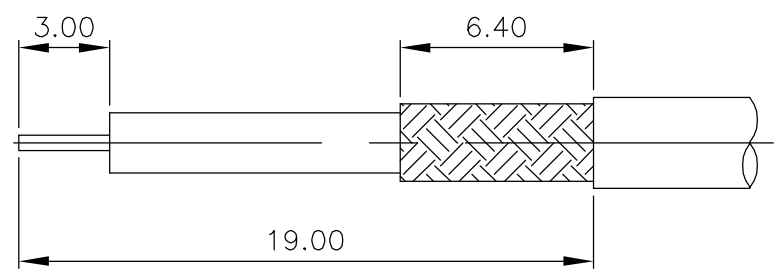


QTY	QTY	QTY	QTY	MATERIAL	DESCRIPTION	ITEM
1	1	1	1	BRASS	⑥ CRIMP SLEEVE	9
1	1	-	-	STAINLESS STEEL	⑤ BODY 2	8
-	-	1	1	STAINLESS STEEL	③ BODY 2	8
1	1	1	1	PTFE	INSULATOR 2	7
1	1	1	1	BRASS	④ CENTER CONTACT	6
1	1	1	1	PTFE	INSULATOR 1	5
1	1	-	-	STAINLESS STEEL	⑤ BODY 1	4
-	-	1	1	STAINLESS STEEL	③ BODY 1	4
1	1	1	1	STAINLESS STEEL	CIRCLIP	3
1	1	1	1	SILICON	GASKET	2
1	1	-	-	STAINLESS STEEL	⑤ SHELL	1
-	-	1	1	STAINLESS STEEL	③ SHELL	1
2--1	2--0	1--1	1--0	MATERIAL	DESCRIPTION	ITEM
②	①	②	①			

RECOMMENDED CRIMP SLEEVE A/F HEX



RECOMMENDED CABLE STRIPPING DIM'S



THIS DRAWING IS A CONTROLLED DOCUMENT.		DWN R.SMITH 04FEB04	Tyco Electronics Corporation Bideford, UK, EX39 4HE	
DIMENSIONS: mm		CHK S.PARLOW 04FEB04		
TOLERANCES UNLESS OTHERWISE SPECIFIED:		APVD F.WHEELER-KING 04FEB04	NAME	
0 PLC ± -		PRODUCT SPEC 108-3460	SMA STRAIGHT PLUG, SOLDER PIN, CRIMP ATTACHMENT	
1 PLC ± -		APPLICATION SPEC 411-3276	RG142B/U, RG55B/U, 223/U, 400/U, KX23	
2 PLC ± -		WEIGHT -	SIZE A3	CAGE CODE 00779
3 PLC ± -		CUSTOMER DRAWING	DRAWING NO C-1478921	
4 PLC ± -			SCALE 1:1	SHEET 1 OF 1
ANGLES ± -				
FINISH -				
MATERIAL SEE TABLE				