



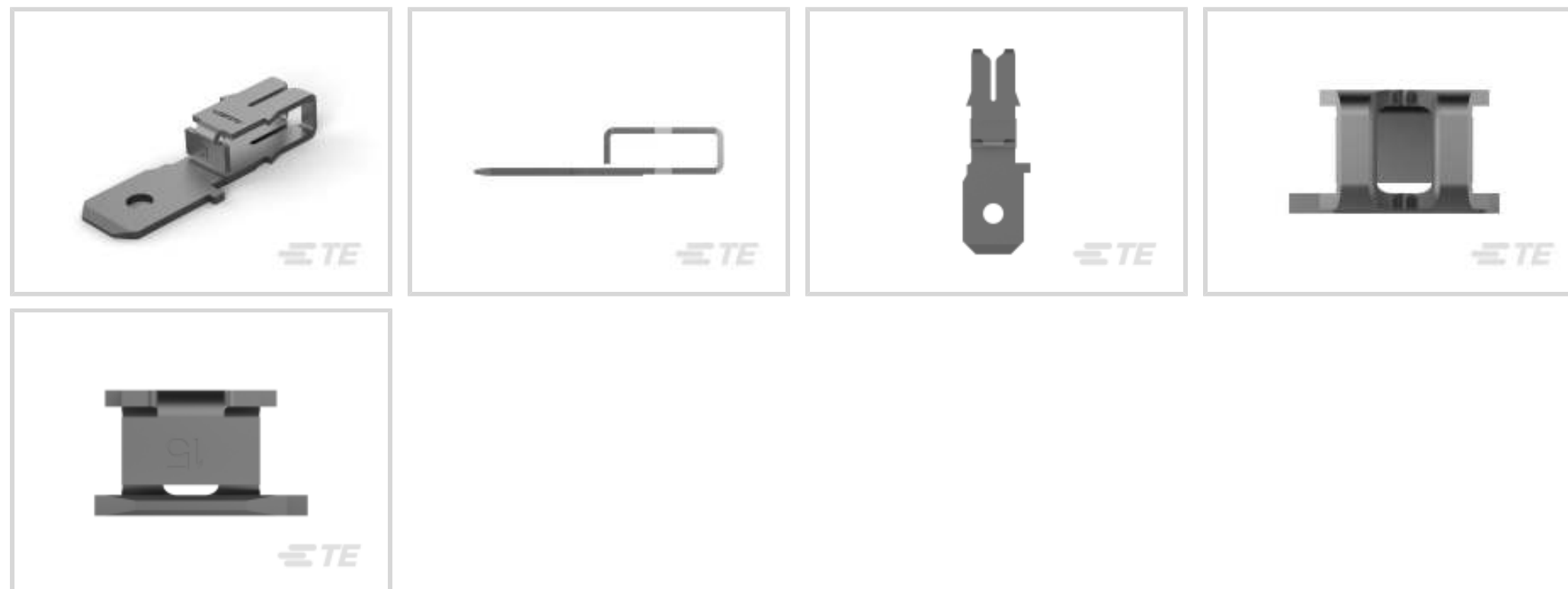
**MAG-MATE**

TE Internal #: 63663-2

Magnet Wire Terminals, Tab, Mating Tab Width .188 in [4.78 mm],  
 Size 2, 21 – 19 AWG Aluminum Wire, .41 – .65 mm Aluminum Wire,  
 MAG-MATE

[View on TE.com >](#)

Terminals & Splices > Magnet Wire Terminals



Magnet Wire Terminal Type: **Tab**  
 Mating Tab Width: **4.78 mm [ .188 in ]**  
 Mating Tab Thickness: **.51 mm [ .02 in ]**  
 Compatible With Cavity Size: **Size 2**  
 Aluminum Wire Size: **21 – 19 AWG**

**Features**

**Product Type Features**

Compatible With Discrete Wire Type	Magnet Wire, Solid
------------------------------------	--------------------

**Body Features**

Compatible With Cavity Size	Size 2
-----------------------------	--------

**Contact Features**

Magnet Wire Terminal Type	Tab
Mating Tab Width	4.78 mm[.188 in]
Mating Tab Thickness	.51 mm[.02 in]
Terminal Plating Material	Tin
Terminal Orientation	Straight

**Termination Features**

Termination Method to Wire & Cable	Insulation Displacement (IDC)
------------------------------------	-------------------------------

**Mechanical Attachment**

Mating Retention Type	Hole
-----------------------	------



### Dimensions

Terminal Height	7.68 mm[.3 in]
Aluminum Wire Size	.41 – .65 mm
Magnet Wire Size	.64 – .81 mm
Stock Thickness (Magnet Wire Side)	.41 mm[.016 in]
Product Length	16 mm[.63 in]

### Usage Conditions

Insulation Option	Uninsulated
Operating Temperature Range	-65 – 150 °C[-85 – 302 °F]

### Operation/Application

Compatible With Wire Base Material	Aluminum, Copper
------------------------------------	------------------

### Identification Marking

Identification Number	15
-----------------------	----

### Packaging Features

Packaging Quantity	12000
Packaging Method	Reel, Reel/Carton

### Other

Terminals & Splices Comment	After insertion into plastic cavity, tab portion must be bent over 45°-90° or potted in to prevent pullout when mating receptacle is disconnected., Single magnet wire only.
-----------------------------	--

### Product Compliance

[For compliance documentation, visit the product page on TE.com>](#)

EU RoHS Directive 2011/65/EU	Compliant
EU ELV Directive 2000/53/EC	Compliant
China RoHS 2 Directive MIIT Order No 32, 2016	No Restricted Materials Above Threshold
EU REACH Regulation (EC) No. 1907/2006	Current ECHA Candidate List: JUNE 2023 (235) Candidate List Declared Against: JAN 2023 (233) Does not contain REACH SVHC
Halogen Content	Low Halogen - Br, Cl, F, I < 900 ppm per homogenous material. Also BFR/CFR/PVC Free


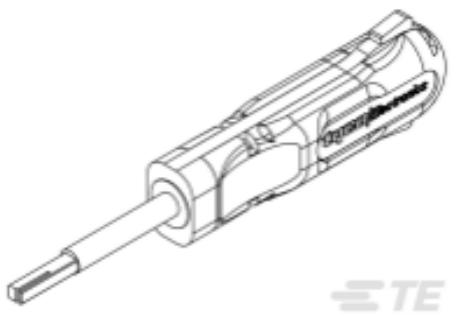





## Solder Process Capability

## Not applicable for solder process capability

## Product Compliance Disclaimer


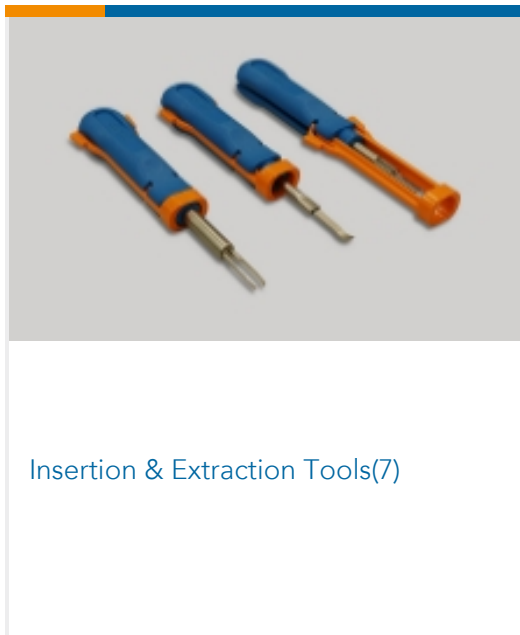
This information is provided based on reasonable inquiry of our suppliers and represents our current actual knowledge based on the information they provided. This information is subject to change. The part numbers that TE has identified as EU RoHS compliant have a maximum concentration of 0.1% by weight in homogenous materials for lead, hexavalent chromium, mercury, PBB, PBDE, DBP, BBP, DEHP, DIBP, and 0.01% for cadmium, or qualify for an exemption to these limits as defined in the Annexes of Directive 2011/65/EU (RoHS2). Finished electrical and electronic equipment products will be CE marked as required by Directive 2011/65/EU. Components may not be CE marked. Additionally, the part numbers that TE has identified as EU ELV compliant have a maximum concentration of 0.1% by weight in homogenous materials for lead, hexavalent chromium, and mercury, and 0.01% for cadmium, or qualify for an exemption to these limits as defined in the Annexes of Directive 2000/53/EC (ELV). Regarding the REACH Regulation, the information TE provides on SVHC in articles for this part number is based on the latest European Chemicals Agency (ECHA) 'Guidance on requirements for substances in articles' posted at this URL: <https://echa.europa.eu/guidance-documents/guidance-on-reach>

## Compatible Parts

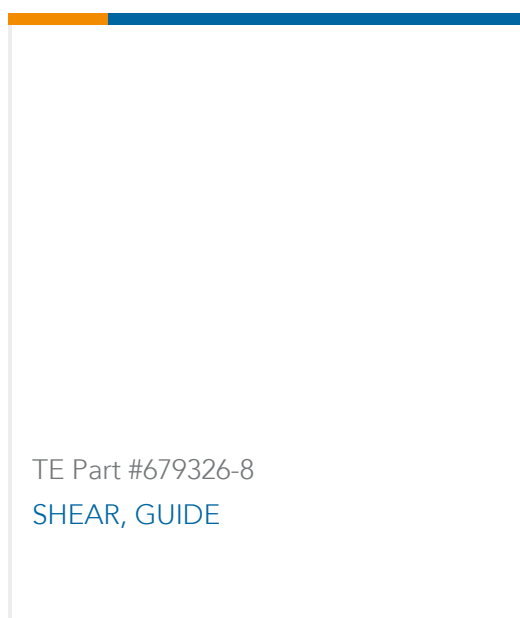
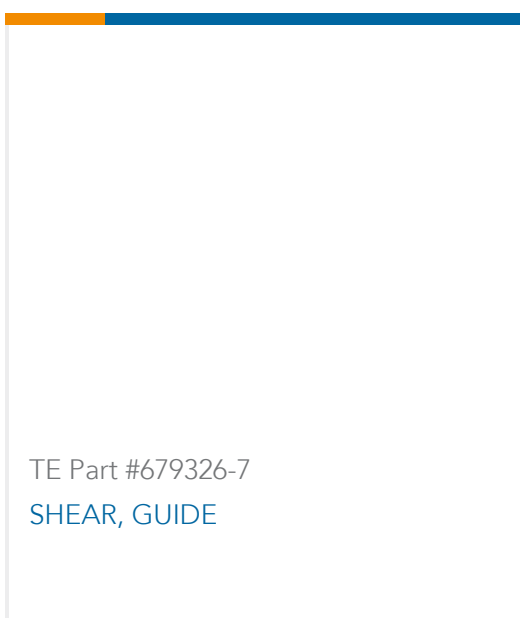
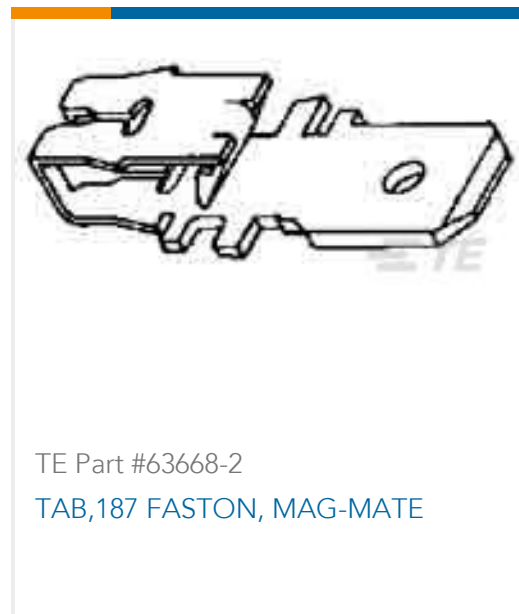
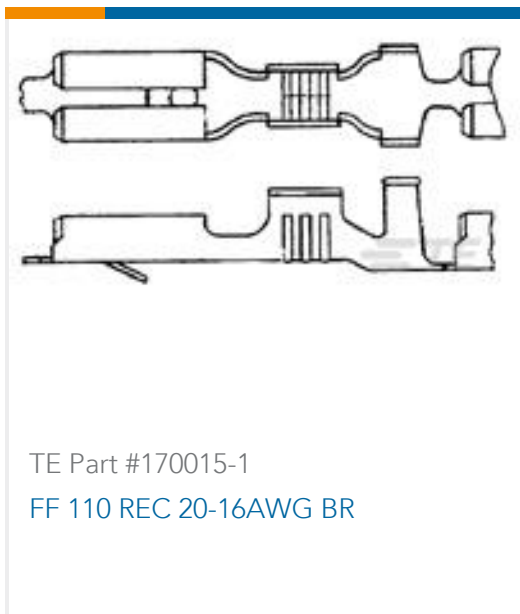
 <p>TE Part # 63063-1 MAG-MATE POKE-IN 110F TAB TPBR</p>	 <p>TE Part # 63669-1 MAG-MATE 187 F-TAB TPBR</p>	 <p>TE Part # 63713-2 TAB,187 MAG-MATE SLIM LN 082 B</p>	 <p>TE Part # 63782-1 TAB,187 FAST MAG-MATE 020TPBR</p>
 <p>TE Part # 63340-1 MAG-MATE 187 FTAB #23 TPBR</p>	 <p>TE Part # 1-1579018-9 INSERTION TOOL</p>	 <p>TE Part # 2825386-1 MAG-MATE 22-20 187 FTAB TPBR</p>	 <p>TE Part # 63441-1 MAG-MATE 110 F TAB 32-34 TPBR</p>
 <p>TE Part # 63463-1 MAG-MATE W/118 CONN TAB TPBR</p>	 <p>TE Part # 63668-1 MAG-MATE 187 F-TAB TPBR</p>	 <p>TE Part # 63711-2 TAB 187 MAG-MATE SLIM LN.</p>	 <p>TE Part # 63776-1 TAB,187 FAST MAG-MATE #23 TPBR</p>



Also in the Series | **MAG-MATE**



Customers Also Bought



Documents

[CAD Files](#)

[3D PDF](#)

[3D](#)

[Customer View Model](#)

[ENG\\_CVM\\_CVM\\_63663-2\\_H.2d\\_dxf.zip](#)

English



### Customer View Model

[ENG\\_CVM\\_CVM\\_63663-2\\_H.3d\\_igs.zip](#)

English

### Customer View Model

[ENG\\_CVM\\_CVM\\_63663-2\\_H.3d\\_stp.zip](#)

English

By downloading the CAD file I accept and agree to the [Terms and Conditions](#) of use.

### Datasheets & Catalog Pages

[Magnet Wire Terminals & Splices](#)

English

### Product Specifications

[Application Specification](#)

English

### Product Environmental Compliance

[Product Compliance](#)

English

[Product Compliance](#)

English