


SACC-M 8FS-3CON-M-0,34-SH

Order No.: 1542907

<http://eshop.phoenixcontact.de/phoenix/treeViewClick.do?UID=1542907>Sensor/actuator connector, female, straight, 3-pos., M8, shielded,
screw connection, metal knurl, cable diameter max. 5.2 mm**Commercial data**

GTIN (EAN)	 4 046356 097802
sales group	D124
Pack	1 pcs.
Customs tariff	85444290
Catalog page information	Page 43 (PC-2009)

Product notesWEEE/RoHS-compliant since:
05/01/2006

<http://www.download.phoenixcontact.com>
Please note that the data given here has been taken from the online catalog. For comprehensive information and data, please refer to the user documentation. The General Terms and Conditions of Use apply to Internet downloads.

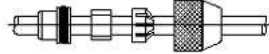
Technical data**General data**

Rated current at 40°C	4 A
Rated voltage	60 V
Number of positions	3
Volume resistance	≤ 3 mΩ
Insulation resistance	≥ 100 MΩ

Ambient temperature (operation)	-40 °C ... 85 °C (Male connector / female connector)
General characteristics	
Standards/regulations	M8 connector IEC 61076-2-104
Coding	A - standard
Surge voltage category	II
Pollution degree	3
Degree of protection	IP67
Contact material	CuSn
Contact surface material	Au
Contact carrier material	PUR / PA66
Material of grip body	Nickel-plated brass
Material, knurls	Nickel-plated brass
Sealing material	NBR
Type of connection	Screw connection
Conductor cross section stranded min.	0.14 mm ²
Conductor cross section stranded max.	0.34 mm ²
Conductor cross section AWG/kcmil min.	26
Conductor cross section AWG/kcmil max	22
External cable diameter	3.5 mm ... 5.2 mm
Status display	No

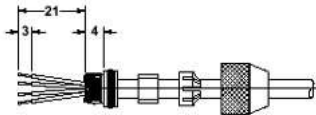
Diagrams/Drawings

Functional drawing



Assembly steps for M8 male/female connector and conductor

Slide parts onto the conductor

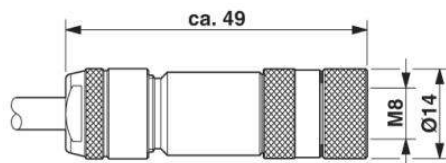


Strip conductor, widen shield and lay around the shielding ring, cut off projecting mesh.



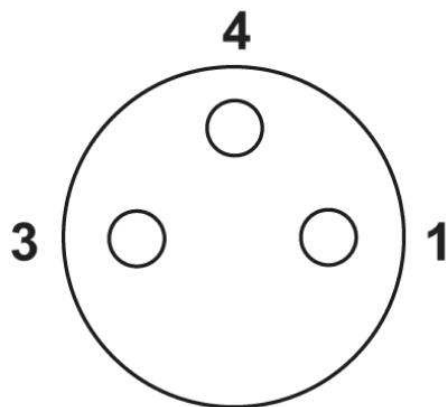
Slide cores through the housing, mount shielding ring, gasket and clamping cage. Tighten pressure screw to fix the cable. Solder on cores, mount male/female connector part and tighten pressure screw.

Dimensioned drawing



Socket M8 x 1, straight, shielded

Schematic diagram



Pin assignment M8 socket, 3-pos., view female side

Address

PHOENIX CONTACT Inc., USA
586 Fulling Mill Road
Middletown, PA 17057, USA
Phone (800) 888-7388
Fax (717) 944-1625
<http://www.phoenixcon.com>



© 2010 Phoenix Contact
Technical modifications reserved;