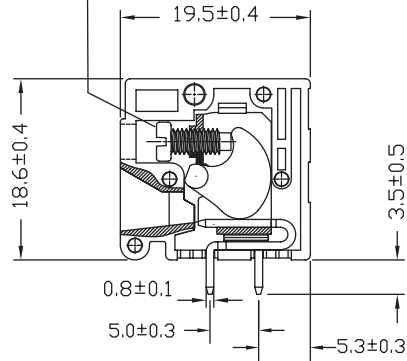
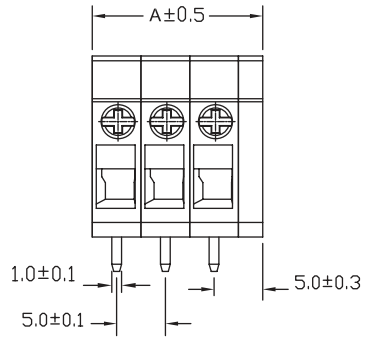


PCB LAYOUT - COMPONENT VIEW



TECHNICAL CHARACTERISTICS

MATERIAL
 INSULATOR: PA 66
 FLAMABILITY RATING: UL94-V0
 COLOR: GREEN
 METAL HOUSING: STEEL ZINC PLATING
 CONTACT PIN: BRASS (CuZn)
 SURFACE OF SOLDER TAIL PLATING: TIN
 TERMINAL SCREW: STEEL ZINC PLATING
 TERMINAL SCREW SLOT TYPE: "+"
 WIRE GUARD: STEEL

ENVIRONMENTAL
 OPERATING TEMPERATURE: -40 UP TO 105°C
 COMPLIANCE: LEAD FREE AND ROHS

ELECTRICAL
 CURRENT RATING: 20A
 WORKING VOLTAGE: 300VAC
 WITHSTANDING VOLTAGE: 2.0KV
 CONTACT RESISTANCE: 20 mOhm max

STANDARD
 RoHS CERTIFIED E315414 / Model number 69112671

MECHANICAL
 SOLID WIRE: 30-12 AWG / 0.05-3.3MM²
 STRANDED WIRE: 30-12 AWG / 0.05-3.3MM²
 TORQUE: 4.0Lb-In / 0.45Nm

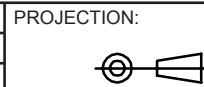
WIRE STRIPE LENGTH: 9MM
 PITCH: 5.00MM

PACKAGING: BOX

SERIE 126B

Pitch : 5.00mm (0.197inch)					
Poles	A(mm)	A(inch)	Poles	A(mm)	A(inch)
2	12.50	0.492	15	77.50	3.051
3	17.50	0.689	16	82.50	3.248
4	22.50	0.886	17	87.50	3.445
5	27.50	1.083	18	92.50	3.642
6	32.50	1.280	19	97.50	3.839
7	37.50	1.476	20	102.50	4.035
8	42.50	1.673	21	107.50	4.232
9	47.50	1.870	22	112.50	4.429
10	52.50	2.067	23	117.50	4.626
11	57.50	2.264	24	122.50	4.823
12	62.50	2.461			
13	67.50	2.657			
14	72.50	2.854			

RoHS Compliant			
G			
F			
E			
D			
C			
B	17-JUL-14	DRAWING	AS
A	20-JUN-12	PDF	GG
REV	DATE	FILE	BY



APPROVAL: RJ

GENERAL TOLERANCE
 .X = +/- 0.2
 .XX = +/- 0.15



UNIT: MM
 SCALE:
 SHEET: 1/1
 DRAW: MARVIN

DESCRIPTION: SERIE 126B - 5,0mm Horizontal Entry with Stamping Clamp
 WERI PART NO: 691 126 710 0xx B

SIZE
A4