

Electronic housing - ME MAX 35 G 3-3 KMGY - 2713544

Please be informed that the data shown in this PDF Document is generated from our Online Catalog. Please find the complete data in the user's documentation. Our General Terms of Use for Downloads are valid (<http://download.phoenixcontact.com>)



Electronic housing consisting of: Housing shells left and right, 2x front plate, 2x transparent cover, intermediate element, metal foot catch and spring, enclosed housing, 36-pos. (12 x 3 pos.), width: 35 mm, color: Light gray

The illustration shows the version ME MAX 35 3-3 KMGY (open housing) with DIN rail connector plugged in

Product Features

- DIN rail bus connector as an option
- Labels for additional labeling as an option
- Plug-in connection with screw, spring-cage or fast connection technology
- Large front surface for high-pos. plugs or operating and setting elements
- Large PCB surface despite compact housing dimensions
- The fitted cover is easy to adapt and print
- Easy module replacement without interrupting the contact chain
- Transparent front cover can be swiveled
- Fixed or plug-in connection technology can be combined on up to three connection levels, with different pitches
- Functional earth ground contact as an option



Key commercial data

Packing unit	1 1
Minimum order quantity	10 1
Weight per Piece (excluding packing)	83.5 GRM
Custom tariff number	85369010
Country of origin	Germany

Technical data

General

Housing type	Complete housing
--------------	------------------

Electronic housing - ME MAX 35 G 3-3 KMGY - 2713544

Technical data

General

Housing material	Polyamide
Color	light gray

Ambient conditions

Ambient temperature (operation)	-40 °C ... 105 °C
---------------------------------	-------------------

Dimensions

Length	99 mm
Constructional height	114.5 mm
Width	35 mm

Technical data

Inflammability class according to UL 94	V0
Power dissipation at 20°C in the horizontal mounting position	7.5 W 13.8 W
Number of positions	36

Classifications

eCl@ss

eCl@ss 4.0	27180401
eCl@ss 4.1	27180401
eCl@ss 5.0	27180506
eCl@ss 5.1	27180506
eCl@ss 6.0	27180802
eCl@ss 7.0	27182702
eCl@ss 8.0	27182702

ETIM

ETIM 2.0	EC001031
ETIM 3.0	EC001031
ETIM 4.0	EC001031
ETIM 5.0	EC001031

UNSPSC

UNSPSC 6.01	31261501
UNSPSC 7.0901	31261501
UNSPSC 11	31261501
UNSPSC 12.01	31261501
UNSPSC 13.2	31261501

Electronic housing - ME MAX 35 G 3-3 KMGY - 2713544

Approvals

Approvals


Approvals


UL Recognized / cUL Recognized / cULus Recognized

Ex Approvals

Approvals submitted

Approval details

UL Recognized 

cUL Recognized 

cULus Recognized 

Accessories

Accessories

Ground contact

Electronic housing - ME FE-CONTACT - 2908294

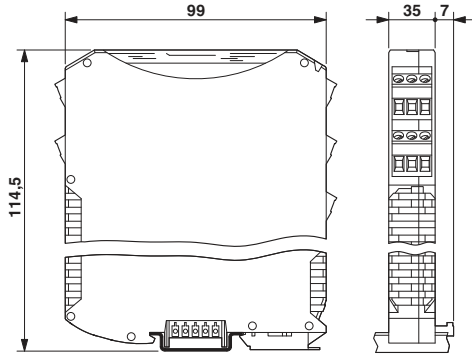


Functional earth ground contact, for intermediate elements.

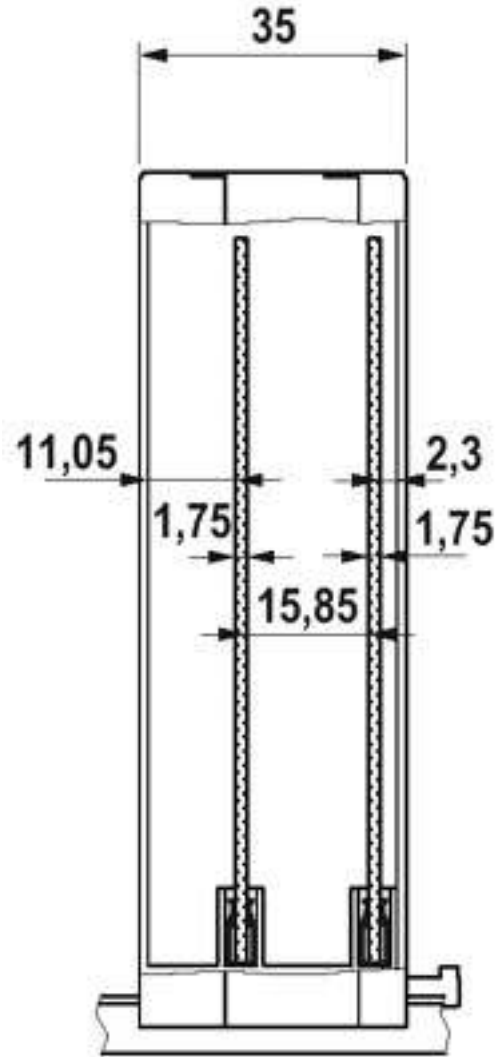
Drawings

Electronic housing - ME MAX 35 G 3-3 KMGY - 2713544

Dimensioned drawing

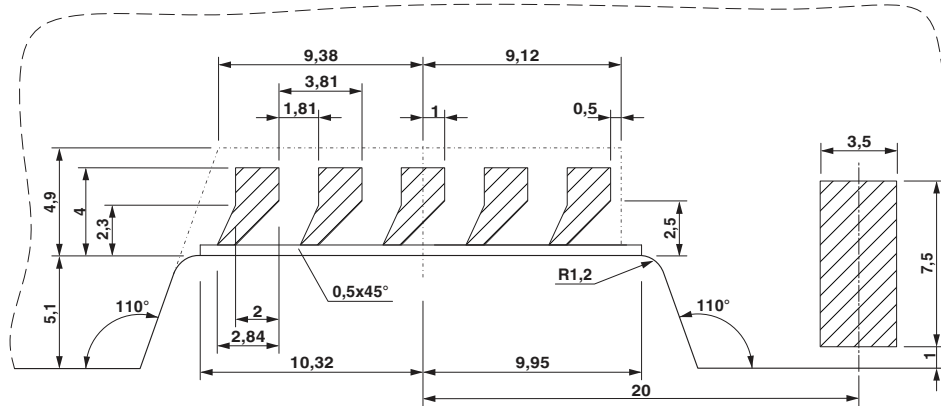


Dimensioned drawing



Electronic housing - ME MAX 35 G 3-3 KMGY - 2713544

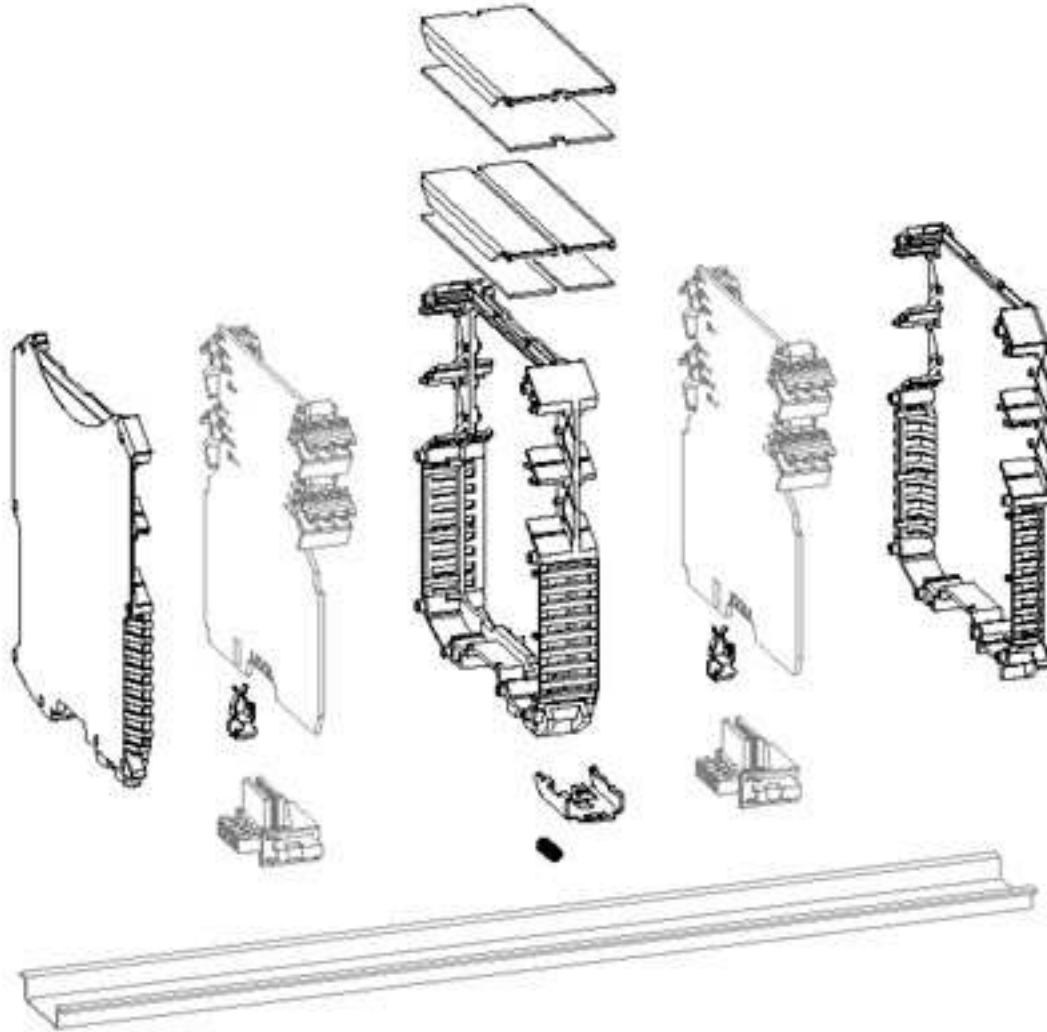
Drilling diagram



Detailed dimensional drawing of the DIN rail connector contact pads

Electronic housing - ME MAX 35 G 3-3 KMGY - 2713544

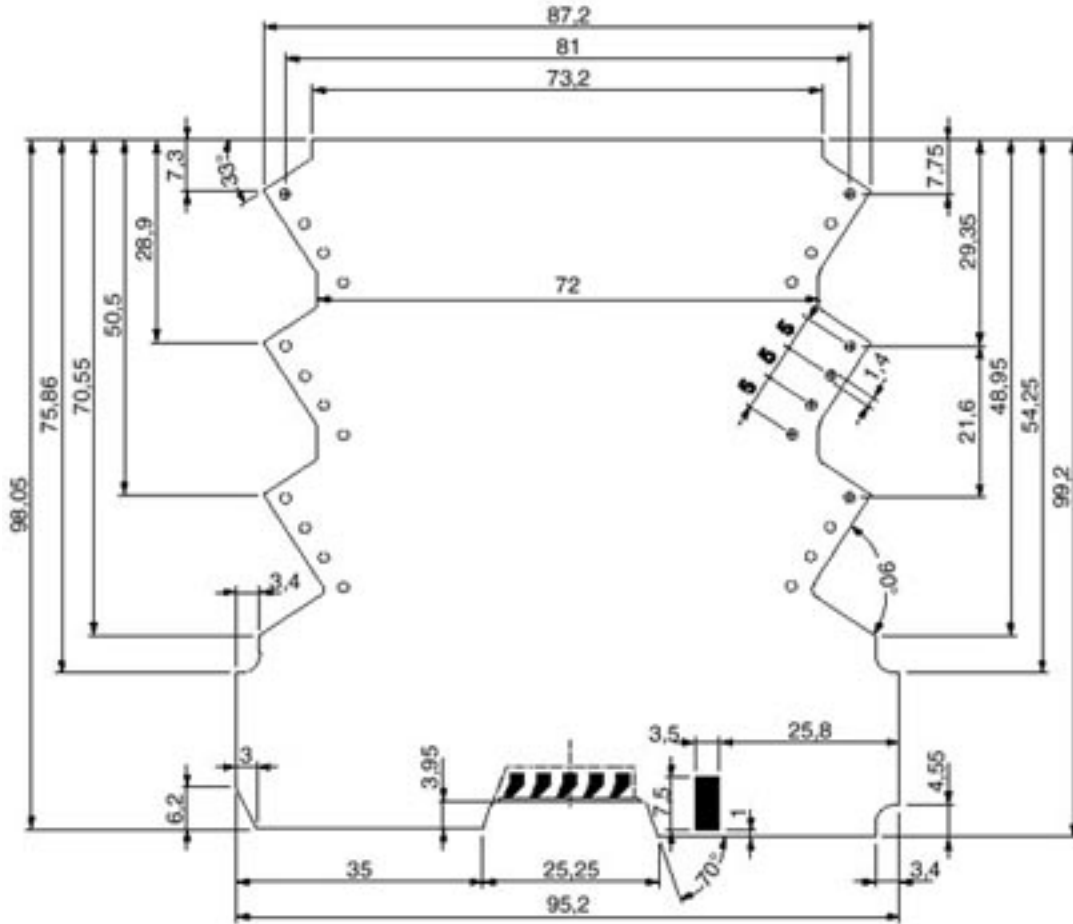
Explosion drawing



The illustration shows a version of the product (open housing) with accessories

Electronic housing - ME MAX 35 G 3-3 KMGY - 2713544

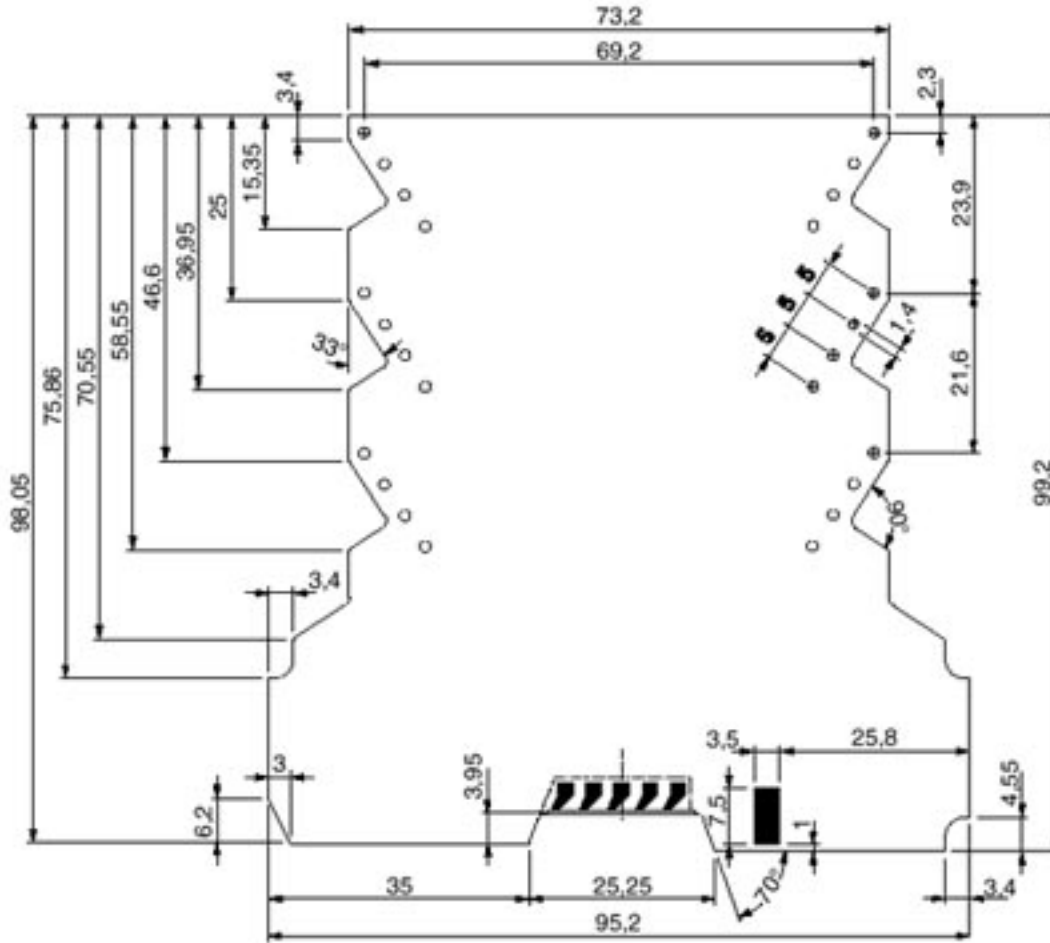
Dimensioned drawing



Dimensional drawing of the ME MAX 3-3 printed circuit board, for printed circuit terminal block connection (MKDSO), view: component side

Electronic housing - ME MAX 35 G 3-3 KMGY - 2713544

Dimensioned drawing



Dimensional drawing of the ME MAX 3-3 printed circuit board for plug connection (MSTBO), view: component side