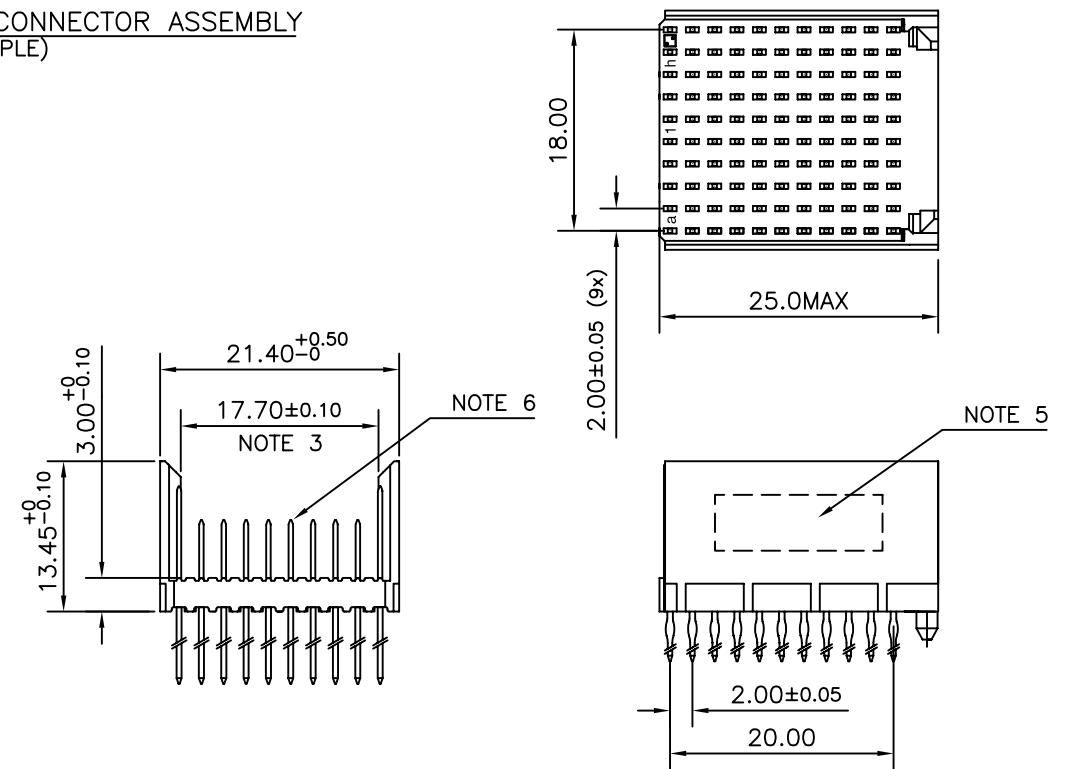


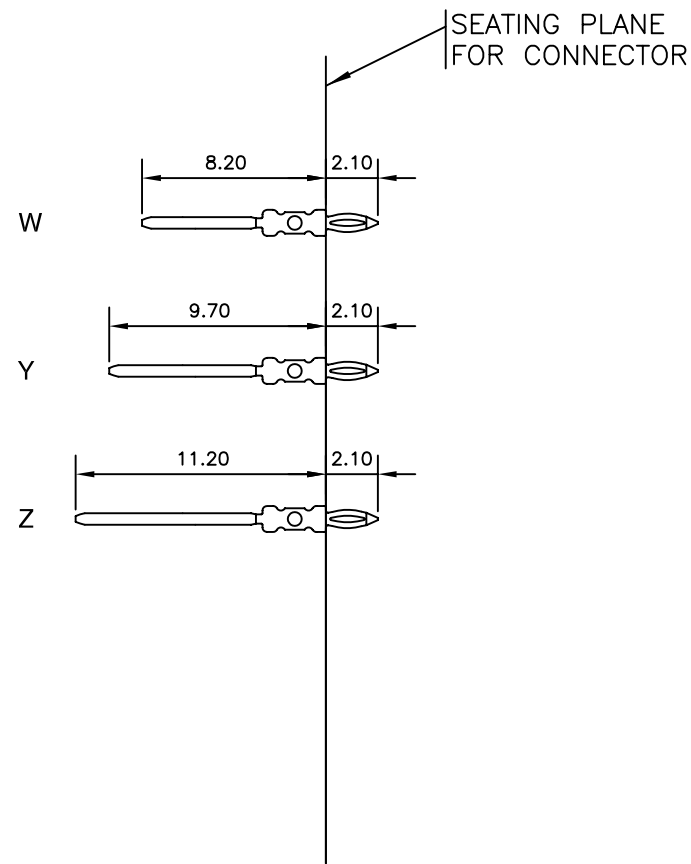
LOADING PATTERN MATING SIDE

y	Z	Z	Z	Z	Z	Z	Z	Z	Z	Z
h	W	W	W	W	W	W	W	W	W	W
g	W	W	W	W	W	W	W	W	W	W
f	Y	Y	Y	Y	Y	Y	Y	Y	Y	Y
e	W	W	W	W	W	W	W	W	W	W
d	W	W	W	W	W	W	W	W	W	W
c	Y	Y	Y	Y	Y	Y	Y	Y	Y	Y
b	W	W	W	W	W	W	W	W	W	W
a	W	W	W	W	W	W	W	W	W	W
z	Z	Z	Z	Z	Z	Z	Z	Z	Z	Z
POS	01					05				10

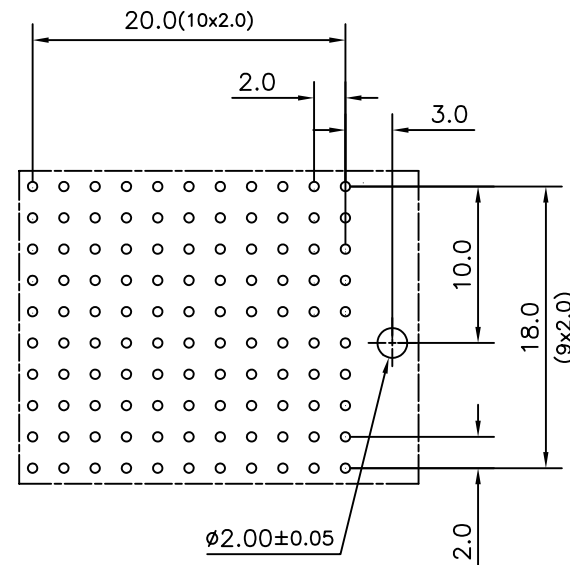
LOADED CONNECTOR ASSEMBLY (FOR EXAMPLE)



CONTACT OVERVIEW



LAY-OUT P.C.B.-HOLE



HM2P89PZJ1P1 LF LEAD FREE INDICATOR : LF = LEAD FREE (DIGIT 15 & 16)

PLATING CODE (DIGIT 13 AND 14)  
(REF DRW NO. BS,C , 201844 , 003)

NOTES

- THIS PRODUCT IS CSA APPROVED.
- THIS PRODUCT IS UL RECOGNIZED.
- MEASURED AT THE BOTTOM.
- MATERIAL CONTACT: PHOSPHORBRONZE  
HOUSING: CREAM WHITE GLASS FILLED POLYESTER UL-94V0
- CONNECTOR PRINTED WITH P/N AND DATE CODE.
- FOR ACTUAL CONTACT LOADINGS, SEE LOADING PATTERN MATING SIDE.
- SHAPE OF CONNECTOR HOUSING CAN ALTER DEPENDING ON PRODUCTION LOCATION
- THE PRODUCT (LF) MEETS EUROPEAN UNION DIRECTIVES AND OTHER COUNTRY REGULATIONS AS DESCRIBED IN GS-22-008
- FOR RECOMMENDED PTH DIMENSIONS REFER DRAWING : BS, A , 201572 , 001

CATALOG NO: HM2P89PZJ1P1----

mat'l. code SEE NOTE 4		surface ISO 1302 ✓	tolerance ISO 406 ISO 1101	projection 	product family MILLIPACS
ltr	ecn no	dr	date	title	
A	108-0072	MINI	2008-06-12	MPACS 8+2R STR HDR PF CONN TYPE F	
B	109-0207	GT	2009-10-06	scale —	
angles		linear		MM	
0°±1°					
dr		MINI K VANDANATH 2008-06-12		dwg no	
enr		ALEX BABU 2008-06-12		sheet 1 of 1	
chr		ALEX BABU 2008-06-12		size	
appd		ALEX BABU 2008-06-12		A3	
sheet index		revision	B	type Product Customer Drawing	
sheet		1			