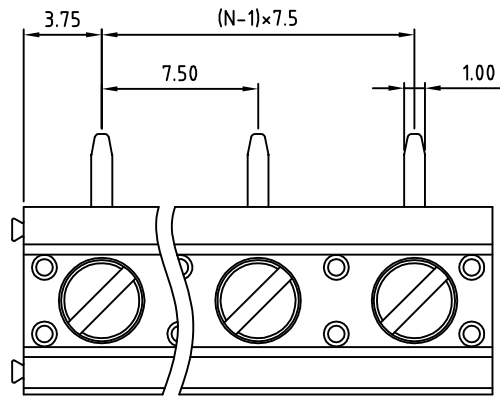


SIGN	DATE	DESCRIPTION	APPROVER
		THIS IS CAD DRAWING, DO NOT REVISE MANUALLY!!!	



Material

- Terminal body
- (metal housing): Brass(CuZn)
- Terminal screw: Steel Zinc plating "-" slot type
- Contacts: Brass
- Surface of solder tail: Tin plated
- Insulator (housing): Thermoplastic (UL94V-0)

Electrical cULus/ FIMKO

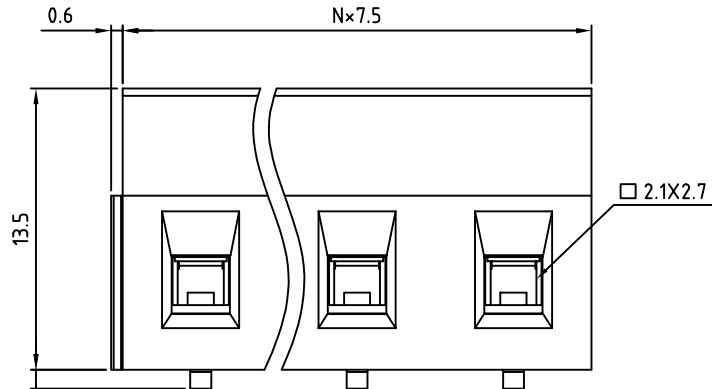
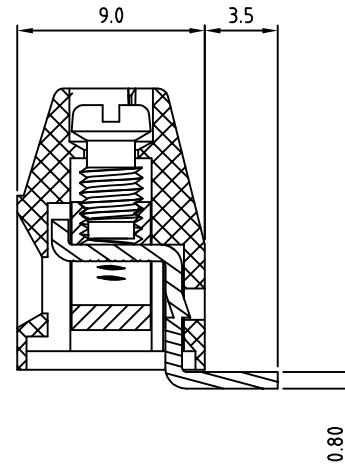
- Voltage rating: 300VAC / 300VAC
- Current rating: 16A / 17.5A
- Wire range: 0.5-1.5mm²
Solid wire(AWG): 12-28
Stranded wire(AWG): 12-28
- Torque: 3.5Lb-in / 0.4N.m
- Screw: M3
- Wire strip length: 6-7mm
- Withstanding Voltage: 1.6KV / 2.5KV
- Operating temperature: -30°C to +105°C
- Soldering temperature: 250°C±10°C/5 Sec
- Safety Approval: cULus FI

RoHS Compliant

PART NUMBER:

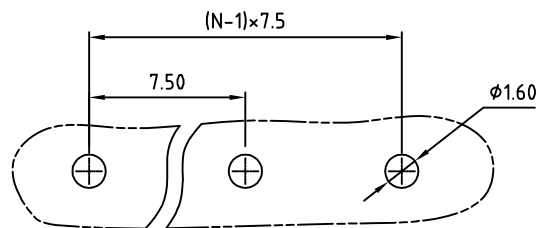
OSTVIXX4150

No. of Poles	COLOR:
02: 2 Poles	0: Black
03: 3 Poles	5: Green (Standard)
... ..	6: Blue
24: 24 Poles	8: Grey



N=Number of poles

P.C.B LAYOUT



THESE DRAWINGS AND SPECIFICATIONS ARE THE PROPERTY OF ON-SHORE TECHNOLOGY, INC. AND SHALL NOT BE REPRODUCED, COPIED OR USED IN ANY MANNER WITHOUT THE PRIOR WRITTEN CONSENT OF ON-SHORE TECHNOLOGY, INC.



TITLE		OSTVI 7.5 SERIES 90° wire inlet			
PART NO.	OSTVIXX4150	DWG NO.	OSTVIXX4150.DWG		
APPROVED	CHECKED	DESIGNED	DRAWN	CUST NO.	Tolerance
Shi Jun 2006.10.20	Marvin 2006.10.20	Marvin 2006.10.20	Marvin 2006.10.20		X. ±0.50 X.X ±0.30 X.XX ±0.10 X° ±1°
				SHEET: 01/01	UNIT: mm SCALE: NONE REV.: E