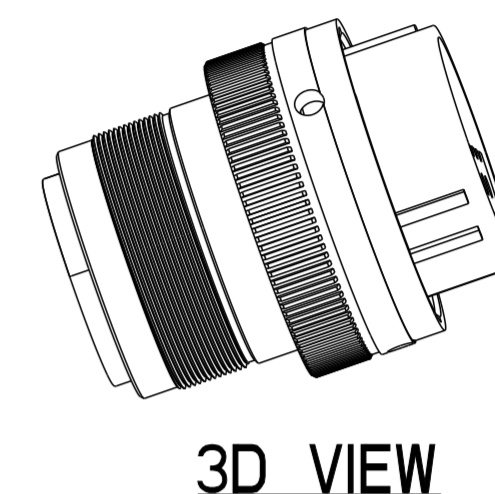
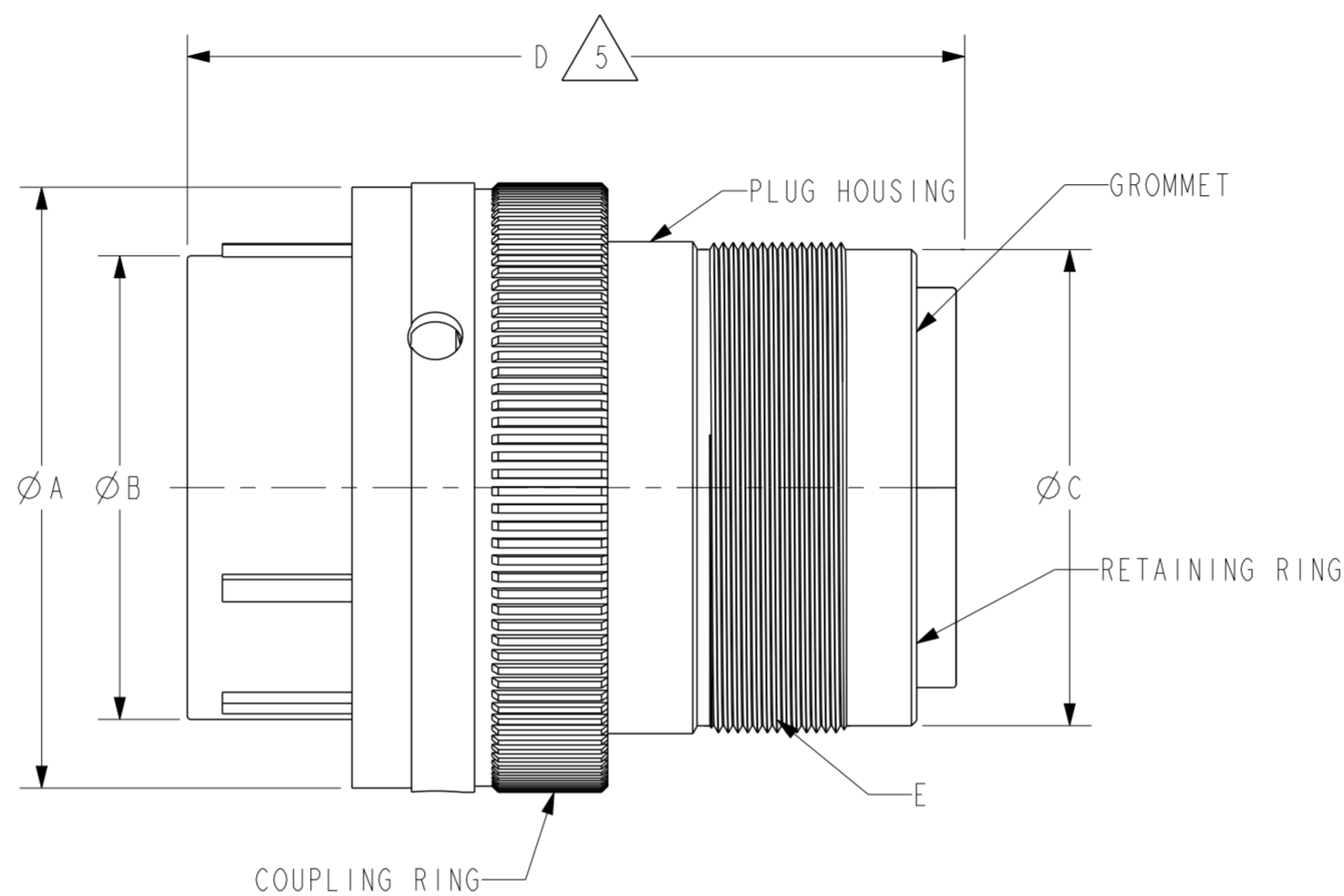
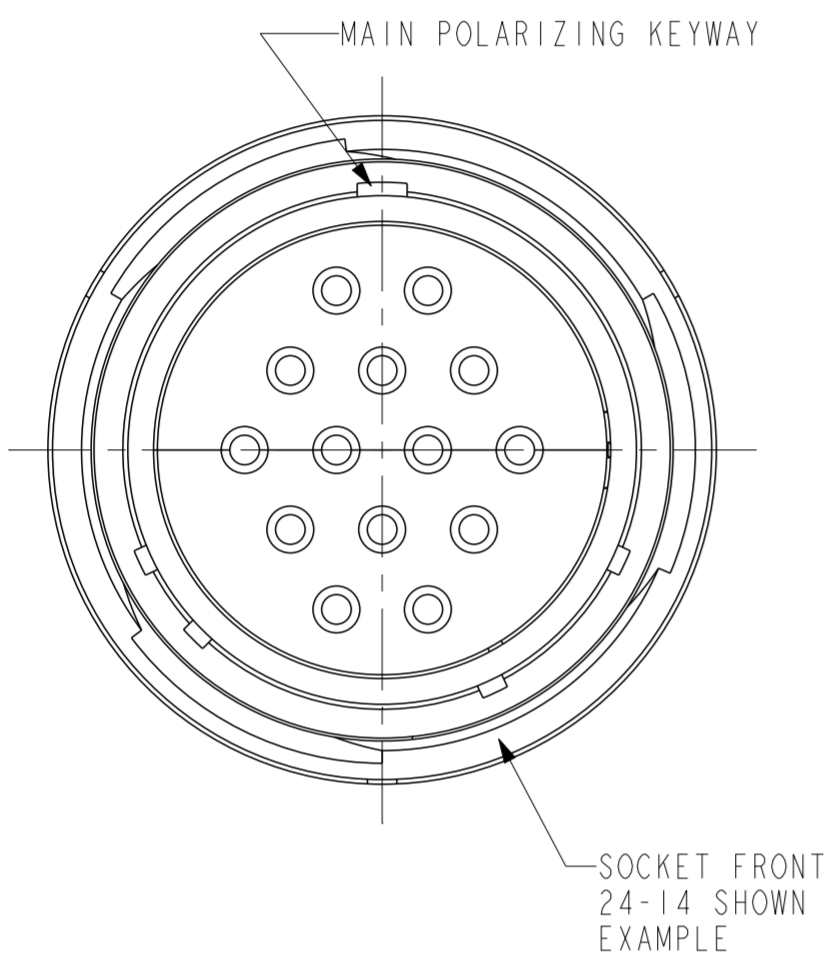


THIS DRAWING IS UNPUBLISHED  
 RELEASED FOR PUBLICATION 2017  
 © COPYRIGHT 2017 BY - TE CONNECTIVITY ALL RIGHTS RESERVED.

REVISIONS					
P	LTR	DESCRIPTION	DATE	DWN	APVD
B1		REVISED PER PCN E-17-018475	11DEC2017	CM	DM
C		REVISED PER PCN E-18-018867	04DEC2018	J.A	D.M
C1		REVISED PER PCN E-19-007592	09JAN2020	CO	IG
C2		REVISED PER PCN-23-172278	11APR2023	CO	IG

CONTACT SIZE	MIN. INSUL O.D.	MAX. INSUL O.D.	WIRE RANGE AWG [mm <sup>2</sup> ]
4	.280 [7.11]	.420 [10.67]	4 [21.0]
8	.190 [4.83]	.240 [6.10]	8-10 [8.0-5.0]
12	.134 [3.40]	.170 [4.32]	10-14 [5.0-2.0]
16	.100 [2.54]	.134 [3.40]	14-20 [2.0-0.5]



9. ENDBELL MOUNTING TORQUE:  
 - SIZE 24  
 124 ± 17.7 in-lbf [14 ± 2 Nm]  
 - SIZE 32  
 159.31 ± 35.4 in-lbf [18 ± 4 Nm]

$\triangle 8$  PLATING: CLEAR TRIVALENT CHROMATE CONVERSION COATING (ROHS COMPLIANT)

$\triangle 7$  MATERIAL:  
 PLUG HOUSING: AL 6000 SERIES  
 COUPLING RING: AL 6000 SERIES  
 RETAINING RING: PA66 GF10 (GREEN)  
 PIN FRONT: PA66 GF10 (BLACK)  
 GROMMET: VMO (RED-ORANGE)

6. PART NUMBER INFO:  
 XXXX = CATERPILLAR PART NO.  
 24/32 = PLUG SHELL SIZE  
 XX = ARRANGEMENT NO.

$\triangle 5$  TOTAL DIMENSION WITH WIRE SEAL.

4. FOR CONTACTS AND WIRES PERFORMANCE AND APPLICATION CHARACTERISTICS SEE CUSTOMER DRAWING 4025-001-0000.

3. FOR ARRANGEMENT OF CONTACT LOCATION SEE CUSTOMER DRAWING 4025-006-0000.

2. PLUG IS SUPPLIED WITH DUST CAP PN 6V1824 (SIZE 24), 5P8922 (SIZE 32) (NOT SHOWN).

1. CONSULT THE FACTORY FOR ELECTRICAL AND MATERIAL SPECIFICATIONS

NOTES:

TE INTERNAL PN	DEUTSCH PN	REV	ARRANGEMENT	CONTACT SIZE	QTY	CONTACT TYPE
8N1533-24-7S	8N1533-24-7S	K	24-7	4 8 12 16	1 2 3 1	SOC
8N1531-24-12S	8N1531-24-12S	K	24-12	4 16	1 11	SOC
8N1529-24-14S	8N1529-24-14S	K	24-14	16	14	SOC
8N1527-24-15S	8N1527-24-15S	K	24-15	8 12 16	1 3 11	SOC
8N1525-24-20S	8N1525-24-20S	K	24-20	16	20	SOC
8N1520-32-12S	8N1520-32-12S	K	32-12	4 8 12	1 3 8	SOC
8N1516-32-24S	8N1516-32-24S	K	32-24	16	24	SOC
8N1518-32-25S	8N1518-32-25S	K	32-25	4 8 12 16	2 3 4 16	SOC
8N1514-32-37S	8N1514-32-37S	K	32-37	16	37	SOC

PART NUMBER	SIZE	$\phi A$ REF [mm]	$\phi B$ [mm]	$\phi C$ [mm]	D REF [mm]	E THREAD
8NXXXX-24-XXS/P	24	$\phi 1.716$ [43.59]	$\phi 1.325$ [33.66]	$\phi 1.368$ [34.75]	2.195 [55.75]	1.4375-18UNEF-2A MODIFIED
8NXXXX-32-XXS/P	32	$\phi 2.380$ [60.45]	$\phi 1.915$ [48.64]	$\phi 1.925$ [48.90]	2.195 [55.75]	2.000-18UNS-2A MODIFIED

THIS DRAWING IS A CONTROLLED DOCUMENT.

DWN: A. MALAGON 06 JAN 2010  
 CHK: R. MILLIGAN 14 JUL 2010  
 APVD: S. BEARD 14 JUL 2010

**STE** TE Connectivity

NAME: PLUG CONNECTOR SHELL SIZE 24 AND 32 C.E. SERIES

SIZE: A2 CAGE CODE: 4AFU8 DRAWING NO: 8NXXXX-24/32-XXS/P RESTRICTED TO: -

MATERIAL:  $\triangle 7$  FINISH:  $\triangle 8$

CUSTOMER DRAWING SCALE: 1:1 SHEET: 1 OF 1 REV: C2