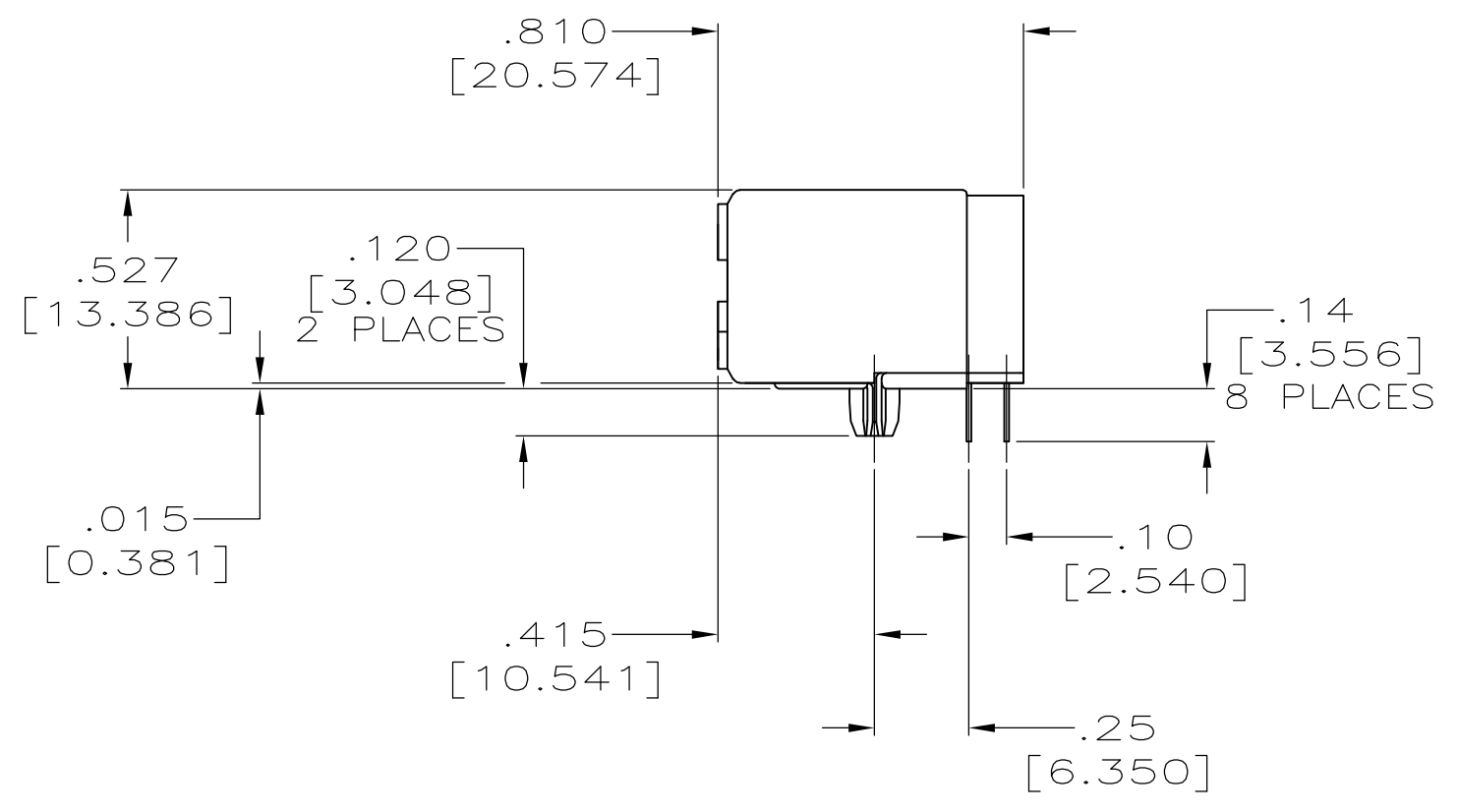
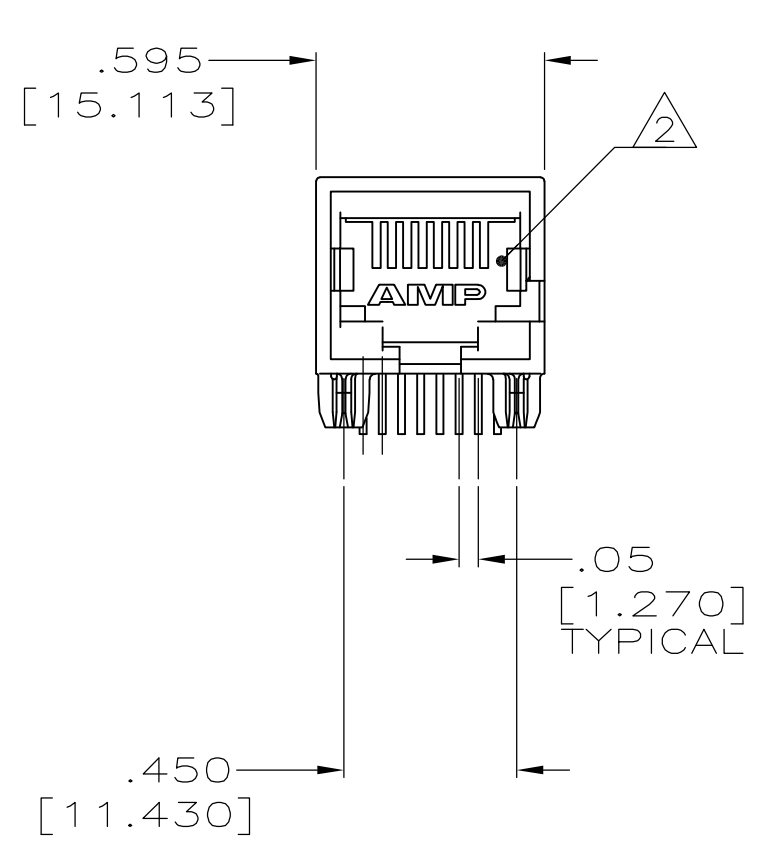
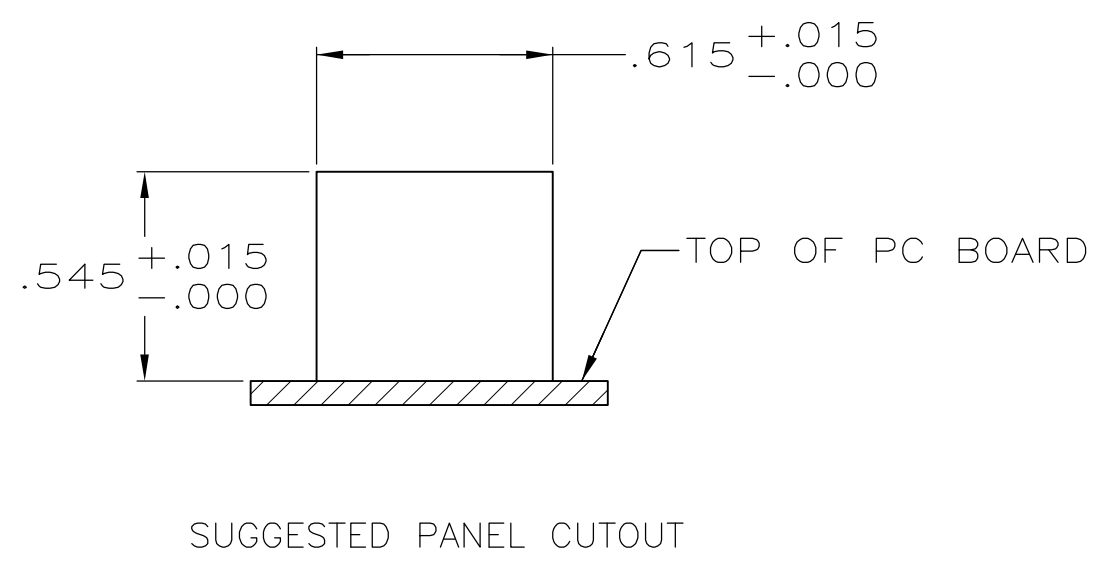
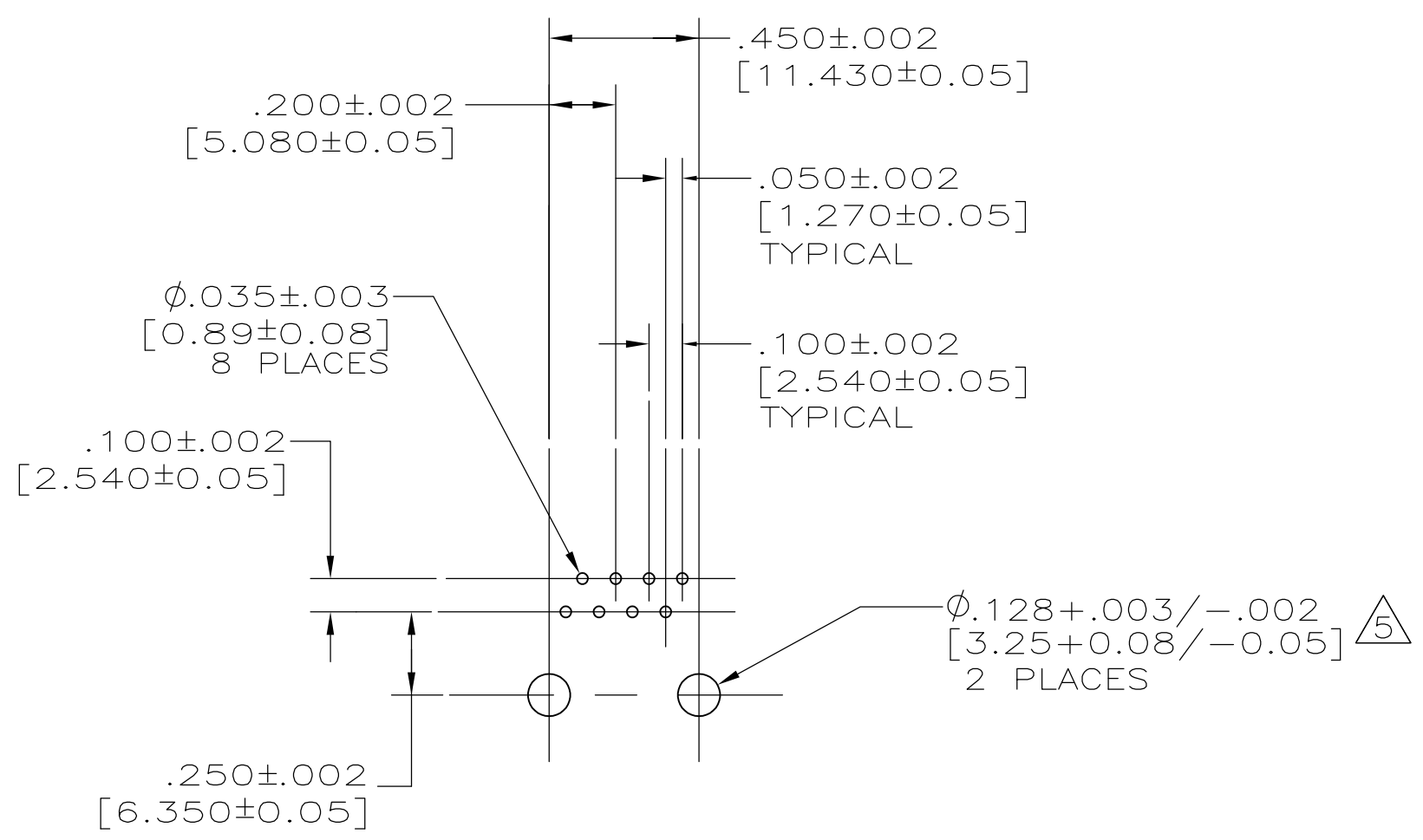


THIS DRAWING IS UNPUBLISHED. RELEASED FOR PUBLICATION  
 © COPYRIGHT BY TYCO ELECTRONICS CORPORATION. ALL RIGHTS RESERVED.

LOC	DIST	REVISIONS					
AA	22	P	LTR	DESCRIPTION	DATE	DWN	APVD
		A1		REV PER ECR-10-017689	30AUG2010	DZ	MQ.W



- 1 MATERIAL: HOUSING - HTN NYLON, BLACK, TERMINALS - .013[0.33] THICK PHOS BRONZE PLATED WITH .000050[1.27μm] MINIMUM THICK HARD GOLD IN LOCALIZED AREA AND .000150 [3.81μm] MINIMUM THICK MATTE TIN IN SOLDER AREA OVER .000050[1.27μm] MINIMUM THICK NICKEL UNDERPLATE.
- 2 JACK CAVITY CONFORMS TO FCC RULES AND REGULATIONS, PART 68 SUBPART F.
- 3. ALL DIMENSIONS SHOWN ARE NOMINAL UNLESS OTHERWISE SPECIFIED.
- 4. ALL DIMENSIONS SHOWN IN BRACKETS [ ] ARE IN MILLIMETERS.
- 5 USE #30 DRILL BIT OR 3.25mm DRILL BIT WHEN PRODUCING THESE PCB HOLES.



SUGGESTED PC BOARD LAYOUT  
COMPONENT SIDE

SUGGESTED PANEL CUTOUT

5557804-1  
PART NO.

THIS DRAWING IS A CONTROLLED DOCUMENT.		DWN A. FERNANDEZ-DOCK5 03JUN2005	Tyco Electronics Corporation Harrisburg, Pa 17105-3608	
DIMENSIONS: INCHES		CHK J. WESTMAN 03JUN2005	NAME S. FLICKINGER 03JUN2005	
TOLERANCES UNLESS OTHERWISE SPECIFIED:		PRODUCT SPEC 108-1163		RESTRICTED TO
0 PLC ± -		APPLICATION SPEC 114-2048		SIZE A2
1 PLC ± -		WEIGHT -		CAGE CODE 00779
2 PLC ± .01[0.254]		CUSTOMER DRAWING		DRAWING NO C=5557804
3 PLC ± .005[0.127]		SCALE 1:1		SHEET 1 OF 1
4 PLC ± -		REV A1		
ANGLES ± -				
FINISH				
1				