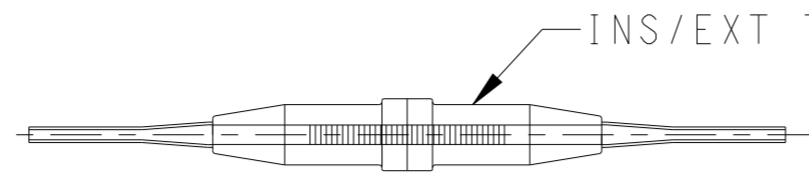
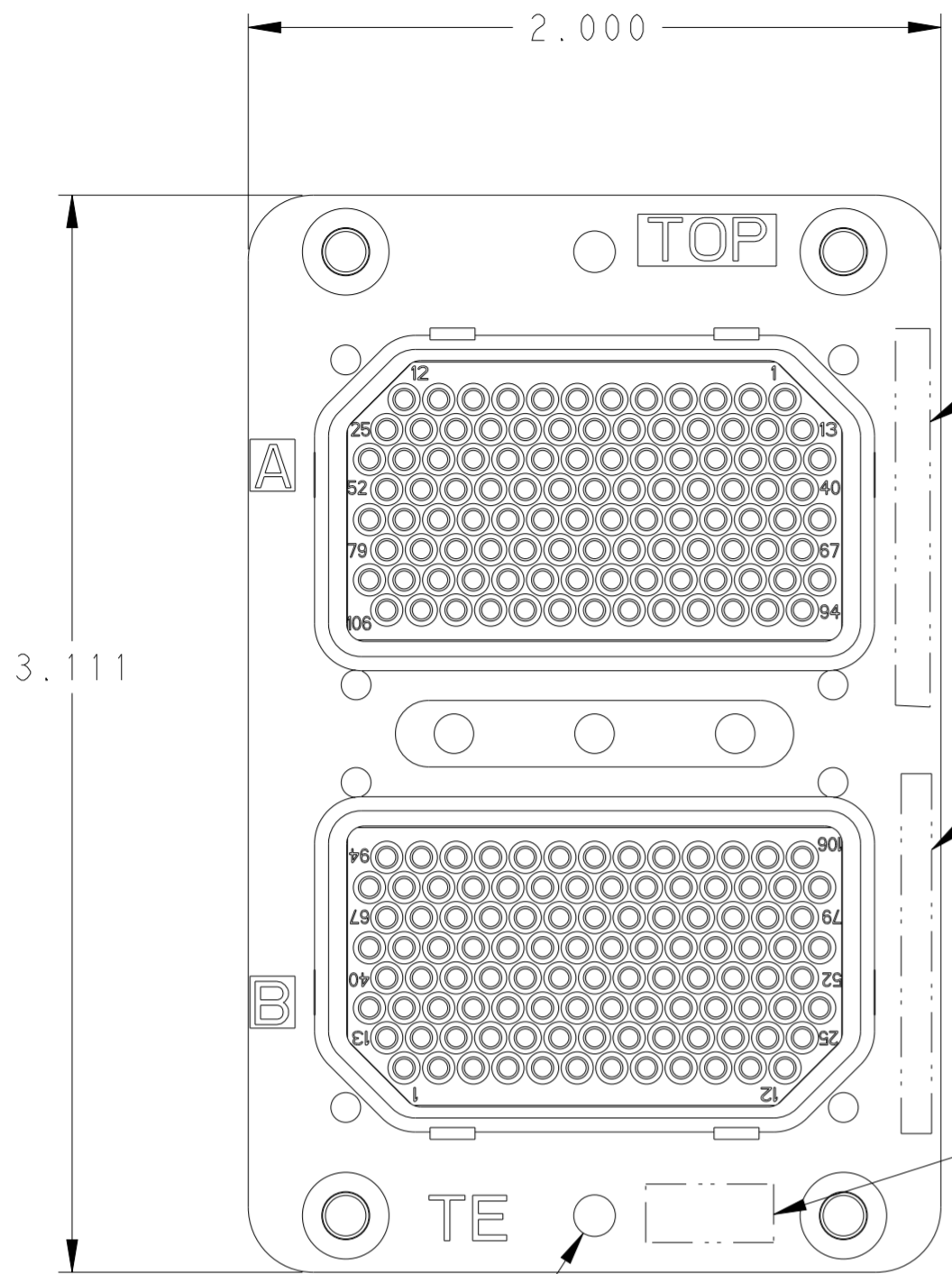


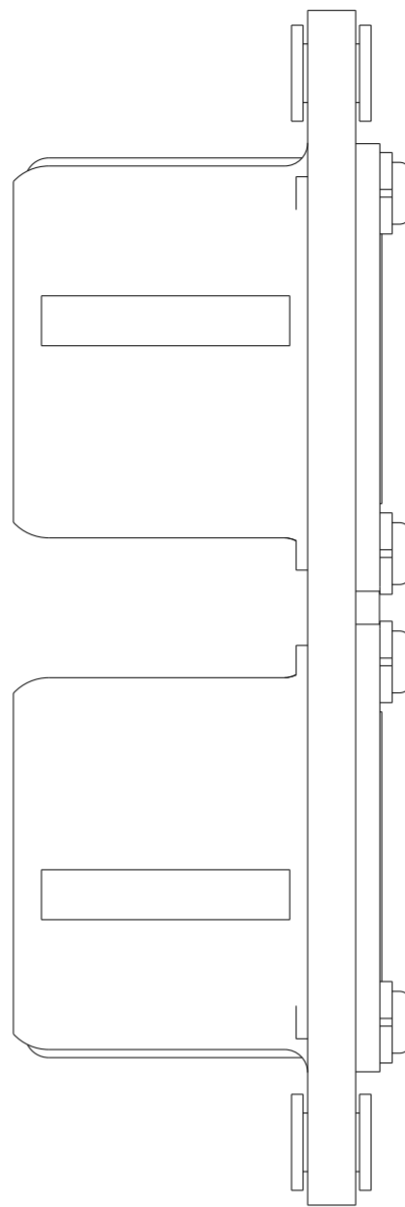
THIS DRAWING IS UNPUBLISHED. RELEASED FOR PUBLICATION
 © COPYRIGHT - BY - ALL RIGHTS RESERVED.

REVISIONS				
P	LTR	DESCRIPTION	DATE	APVD
G		REV PER ECO 20-015430	3-3-21	CT RL



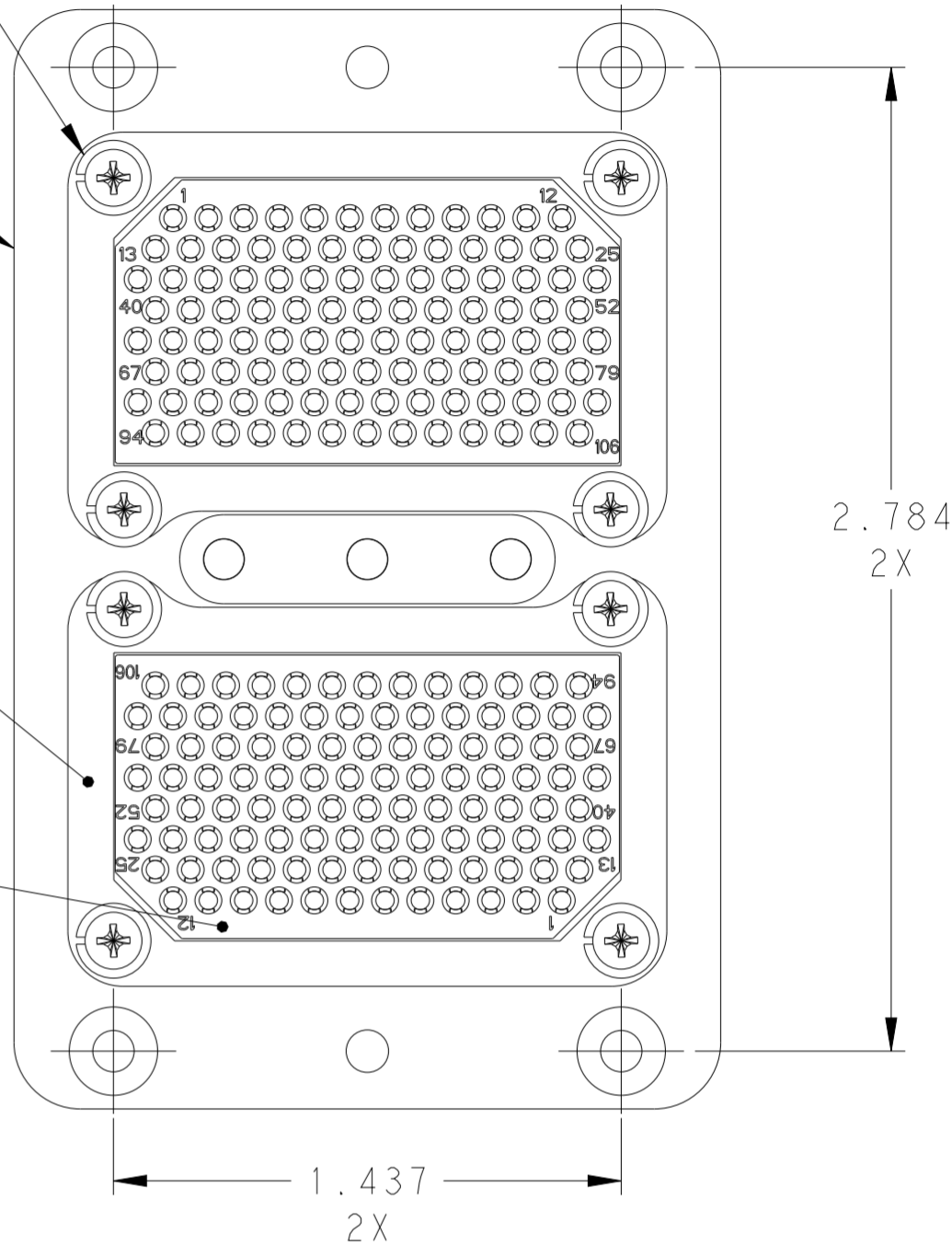
SCREWS & LOCKWASHERS
 MAT'L: STAINLESS STEEL
 FINISH: PASSIVATED

SHELL:
 MAT'L: DIE CAST ALUMINUM
 PER QQ-A-591 OR ASTM B211
 6061-T6 OR ASTM B209
 2024-T4/T351
 FINISH: CADMIUM PLATED
 PER QQ-P-416 YELLOW
 CHROMATE
 (-1, -2 & -3 ONLY)

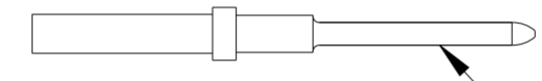


RETAINER PLATE
 MAT'L: ALUMINUM ALLOY
 FINISH: BLUE ANODIZED

INSERT ASSY, 106 POSITION
 QTY = 2
 MAT'L: EPOXY MLDG CMPD



2X Ø .120
 [3.05]



SCALE 4:1

SIZE 22 CRIMP PIN CONTACT (QTY = 212)
 MAT'L: LEADED COPPER PER ASTM B-152
 FINISH: GOLD PLATED PER ASTM-B-488
 OVER NICKEL PER AMS-QQ-N-290

NUT (QTY = 3)
 MAT'L: BRASS PER QQ-B-626
 FINISH CADMIUM PLATE PER QQ-P-416
 (-1, -2 & -3 ONLY)

LOCKWASHER (QTY = 3)
 MAT'L: 303 STAINLESS STEEL

POLARIZING POST (QTY = 3)
 MAT'L: STAINLESS STEEL
 FINISH: PASSIVATED

- ① TE PART NUMBER, DESCRIPTIVE PART NUMBER AND DATE CODE MARKED IN AREAS SHOWN.
- ② CONTACTS AND INSERTION/EXTRACTION TOOL ARE PACKAGED IN A SEPERATE CONTAINER AND SHIPPED WITH CONNECTOR.
- ③ INSERTION/EXTRACTION TOOL IS PACKAGED IN A SEPERATE CONTAINER AND SHIPPED WITH CONNECTOR.
- ④ TE PART NUMBER AND DATE CODE MARKED IN AREAS SHOWN.

OBSOLETE
OBSOLETE

CONTACTS INSTALLED ③ ④ SEE SHEET #2	DESCRIPTION	INSTALLED IN POSITION "01"	PART NUMBER
① ②	M2P106P106P-2300 (200)	NOT INCLUDED	1218229-3
① ②	M2P106P106P-00 (206)	PACKAGED UNASSEMBLED	1218229-2
① ②	M2P106P106P-2300 (204)	NOT INCLUDED	1218229-1
REMARKS	DESCRIPTIVE NUMBER	KEYING	PART NUMBER

THIS DRAWING IS A CONTROLLED DOCUMENT. DWN 22NOV2016
 C.C. THOMAS
 CHK 11-23-16
 E. OCHOA
 APVD 11-23-16
 E. OCHOA
 PRODUCT SPEC

STE TE Connectivity

NAME: PLUG ASSEMBLY, ARINC 404
 M2P106P106P-XXXX (XXX)

SIZE: A2 CAGE CODE: 00779 DRAWING NO: C-1218229 RESTRICTED TO: -

MATERIAL: SEE CALLOUTS TOLERANCES UNLESS OTHERWISE SPECIFIED: SEE CALLOUTS

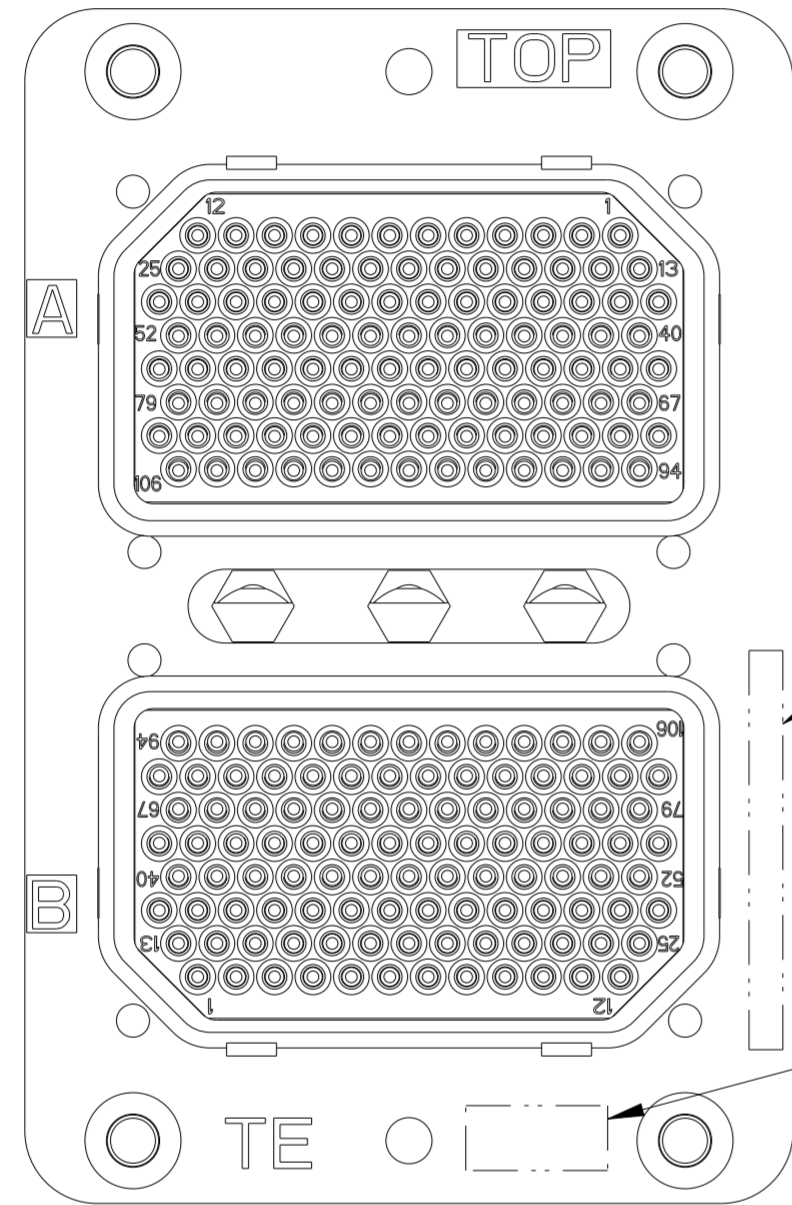
0 PLC ±
 1 PLC ±
 2 PLC ±
 3 PLC ±.005 [0.13]
 4 PLC ±
 ANGLES ±
 FINISH ±

APPLICATION SPEC: - WEIGHT: -

CUSTOMER DRAWING SCALE: 2:1 SHEET: 1 OF 2 REV: G

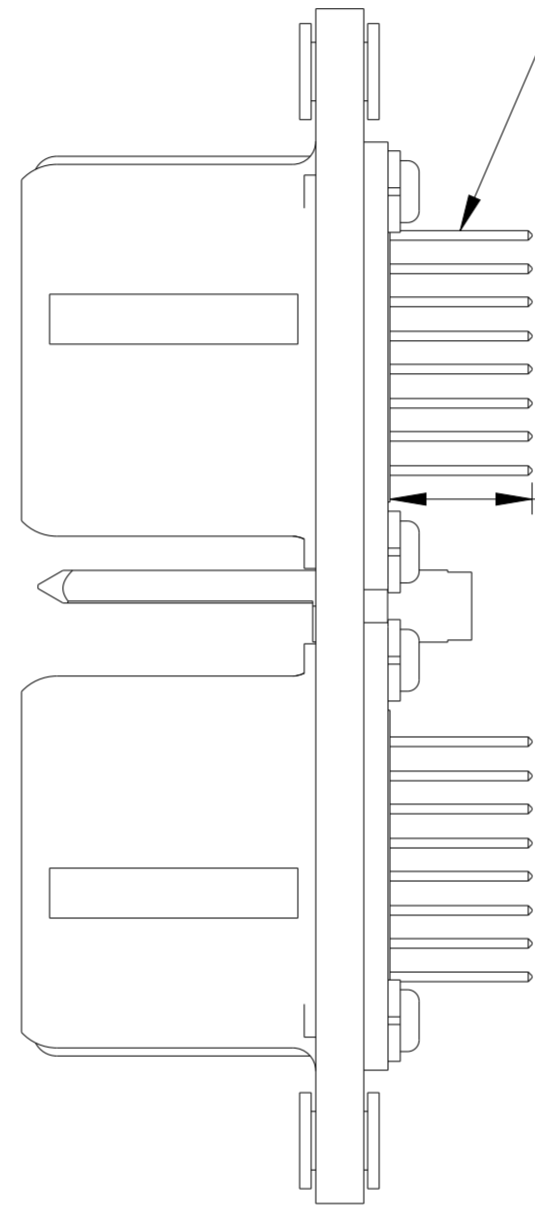
THIS DRAWING IS UNPUBLISHED. RELEASED FOR PUBLICATION
 © COPYRIGHT - BY - ALL RIGHTS RESERVED.

REVISIONS				
P	LTR	DESCRIPTION	DATE	APVD
		SEE SHEET 1		



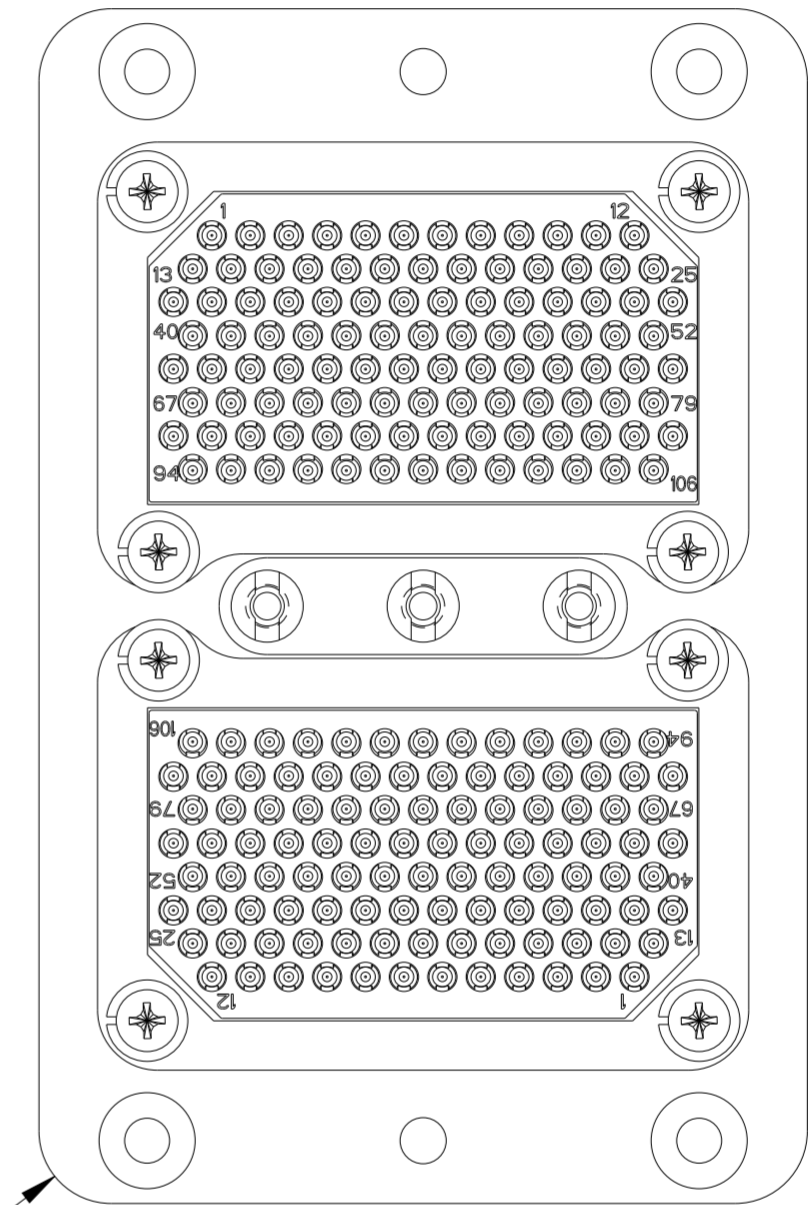
△ 4
TE PART NO.

△ 4
DATE CODE



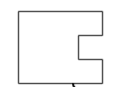
SIZE 22 POSTED PIN CONTACT
 MAT'L; LEADED COPPER
 FINISH: GOLD PLATED PER ASTM-B-288
 OVER NICKEL PER AMS-QQ-N-290
 (SOLDER DIPPED)

212X .360 MIN
 (MEASURED FROM
 REAR OF INSERT)



SHELL:
 MAT:L DIE CAST ALUMINUM
 PER QQ-A-591 OR ASTM B211
 6061-T6 OR ASTM B209
 2024-T4/T351
 FINISH: ELECTROLESS NICKEL

1218229-4 SHOWN
 SAME AS 1218229-2
 EXCEPT AS SHOWN



NUT (QTY = 3)
 MAT'L: STAINLESS STEEL
 FINISH PASSIVATED

THIS DRAWING IS A CONTROLLED DOCUMENT.		DWN C.C. THOMAS 22NOV2016	TE Connectivity	
DIMENSIONS: INCHES [mm]		CHK E. OCHOA 11-23-16		
TOLERANCES UNLESS OTHERWISE SPECIFIED:		APVD E. OCHOA 11-23-16	NAME PLUG ASSEMBLY, ARINC 404 M2P106P106P-XXXX (XXX)	
		PRODUCT SPEC	SIZE CAGE CODE DRAWING NO RESTRICTED TO	
MATERIAL SEE CALLOUTS		APPLICATION SPEC	A200779 G-1218229	
FINISH SEE CALLOUTS		WEIGHT	SCALE 2:1 SHEET 2 OF 2 REV G	
		CUSTOMER DRAWING		