

# Product data sheet

Specifications



Limit switch, Limit switches XC Standard, XCKM, thermoplastic roller lever, 1NC+1 NO, snap action, Pg11

XCKM115

## Main

Range of product	Telemecanique Limit switches XC Standard
Series name	Standard format
Product or component type	Limit switch
Device short name	XCKM
Body type	Fixed
Head type	Rotary head
Material	Metal
Body material	Zamak
Fixing mode	By the body
Movement of operating head	Rotary
Type of operator	Spring return roller lever thermoplastic
Type of approach	Lateral approach, 2 directions
Cable entry	3 entries tapped for Pg 11 cable gland
Number of poles	2
Contacts type and composition	1 NC + 1 NO
Contact operation	Snap action

## Complementary

Switch actuation	By 30° cam
Electrical connection	Screw-clamp terminals, clamping capacity: 1 x 0.34...2 x 1.5 mm <sup>2</sup>
Contacts insulation form	Zb
Number of steps	1
Positive opening	With
Positive opening minimum torque	0.25 N.m
Minimum torque for tripping	0.1 N.m
Minimum actuation speed	0.01 m/min
Maximum actuation speed	1.5 m/s
Contact code designation	A300, AC-15 (U <sub>e</sub> = 240 V), I <sub>e</sub> = 3 A conforming to EN/IEC 60947-5-1 appendix A Q300, DC-13 (U <sub>e</sub> = 250 V), I <sub>e</sub> = 0.27 A conforming to EN/IEC 60947-5-1 appendix A

<b>[Ithe] conventional enclosed thermal current</b>	10 A AC
<b>[Ui] rated insulation voltage</b>	300 V conforming to UL 508 500 V (pollution degree 3) conforming to IEC 60947-1 300 V conforming to CSA C22.2 No 14
<b>Maximum resistance across terminals</b>	25 MOhm conforming to IEC 60255-7 category 3
<b>[Uimp] rated impulse withstand voltage</b>	6 kV conforming to IEC 60664 6 kV conforming to IEC 60947-1
<b>Short-circuit protection</b>	10 A cartridge fuse, type gG
<b>Electrical durability</b>	5000000 cycles, DC-13, inductive load type, 120 V, 4 W, operating rate <60 cyc/mn, load factor: 0.5 conforming to IEC 60947-5-1 appendix C 5000000 cycles, DC-13, inductive load type, 24 V, 7 W, operating rate <60 cyc/mn, load factor: 0.5 conforming to IEC 60947-5-1 appendix C 5000000 cycles, DC-13, inductive load type, 48 V, 10 W, operating rate <60 cyc/mn, load factor: 0.5 conforming to IEC 60947-5-1 appendix C
<b>Mechanical durability</b>	15000000 cycles
<b>Width</b>	64 mm
<b>Height</b>	64 mm
<b>Depth</b>	30 mm
<b>Product weight</b>	0.28 kg
<b>Terminals description ISO n°1</b>	(21-22)NC (13-14)NO

## Environment

<b>Shock resistance</b>	50 gn for 11 ms conforming to EN/IEC 60068-2-27
<b>Vibration resistance</b>	25 gn (f= 10...500 Hz) conforming to EN/IEC 60068-2-6
<b>IP degree of protection</b>	IP66 conforming to EN/IEC 60529
<b>IK degree of protection</b>	IK05 conforming to EN 50102
<b>Electrical shock protection class</b>	Class I conforming to IEC 61140 Class I conforming to NF C 20-030
<b>Ambient air temperature for operation</b>	-25...70 °C
<b>Ambient air temperature for storage</b>	-40...70 °C
<b>Protective treatment</b>	TC
<b>Product certifications</b>	UL CSA CCC
<b>Standards</b>	EN 60204-1 IEC 60204-1 CSA C22.2 No 14 UL 508 EN 60947-5-1 IEC 60947-5-1

## Packing Units

<b>Unit Type of Package 1</b>	PCE
<b>Number of Units in Package 1</b>	1
<b>Package 1 Height</b>	3.4 cm
<b>Package 1 Width</b>	6.7 cm
<b>Package 1 Length</b>	15.0 cm
<b>Package 1 Weight</b>	315.0 g
<b>Unit Type of Package 2</b>	S02

Number of Units in Package 2	27
Package 2 Height	15.0 cm
Package 2 Width	30.0 cm
Package 2 Length	40.0 cm
Package 2 Weight	8.956 kg
Unit Type of Package 3	P06
Number of Units in Package 3	432
Package 3 Height	77.0 cm
Package 3 Width	80.0 cm
Package 3 Length	60.0 cm
Package 3 Weight	154.02 kg

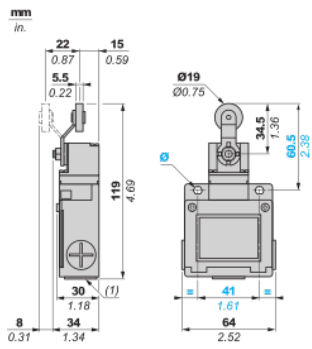
## Offer Sustainability

Sustainable offer status	Green Premium product
REACH Regulation	<a href="#">REACH Declaration</a>
EU RoHS Directive	Pro-active compliance (Product out of EU RoHS legal scope) <a href="#">EU RoHS Declaration</a>
Mercury free	Yes
RoHS exemption information	<a href="#">Yes</a>
Environmental Disclosure	<a href="#">Product Environmental Profile</a>
California proposition 65	WARNING: This product can expose you to chemicals including: Diisononyl phthalate (DINP), which is known to the State of California to cause cancer, and Di-isodecyl phthalate (DIDP), which is known to the State of California to cause birth defects or other reproductive harm. For more information go to <a href="http://www.P65Warnings.ca.gov">www.P65Warnings.ca.gov</a>

## Contractual warranty

Warranty	18 months
----------	-----------

Dimensions

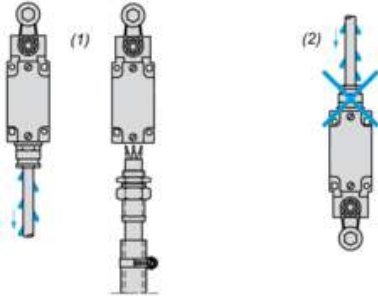


- (1) 3 tapped entries Pg 11 cable gland
- $\varnothing$  : 2 elongated holes  $\varnothing 5.2 \times 6.2$

**Mounting with Cable Entry**

---

**Position of Cable Gland**

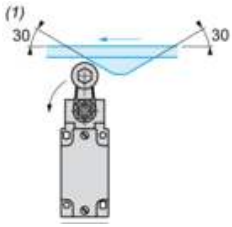


- (1) Recommended
- (2) To be avoided

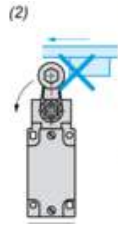
**Mounting with Rotary Heads and Levers**

---

**Type of Cam**



(1) Recommended

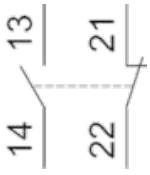


(2) To be avoided

**Wiring Diagram**

---

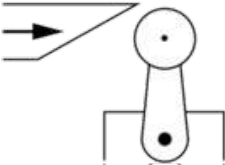
**2-pole NC + NO Snap Action**



**Characteristics of Actuation**

---

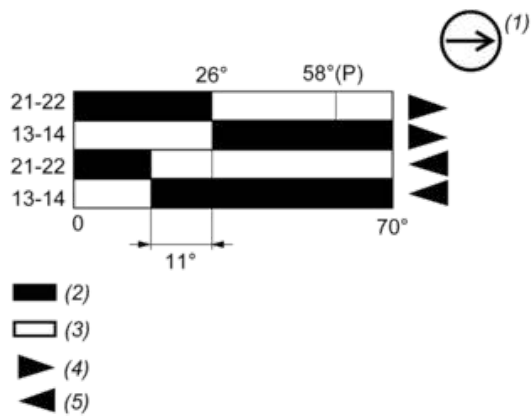
**Switch Actuation by 30° Cam**





## Functionnal Diagram

---



(P) Positive opening point

(1) NC contact with positive opening operation

(2) Closed

(3) Open

(4) Tripping

(5) Resetting

## Recommended replacement(s)