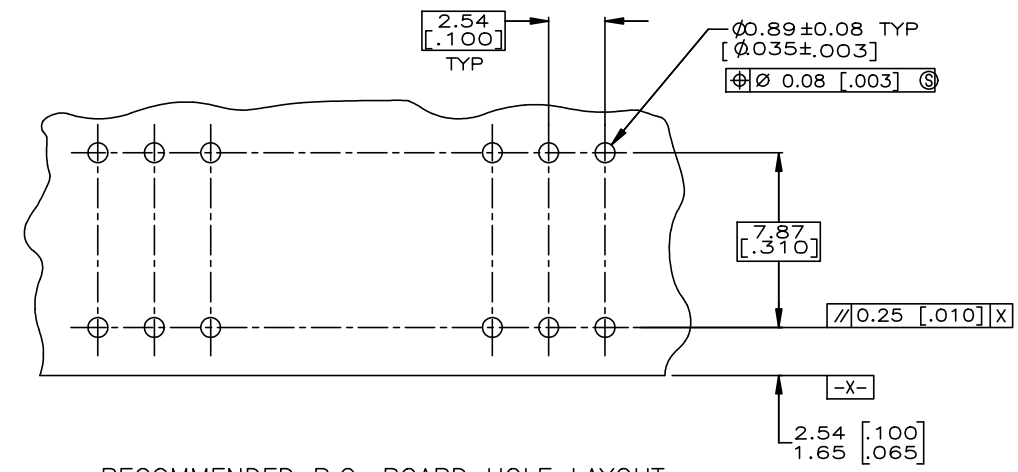
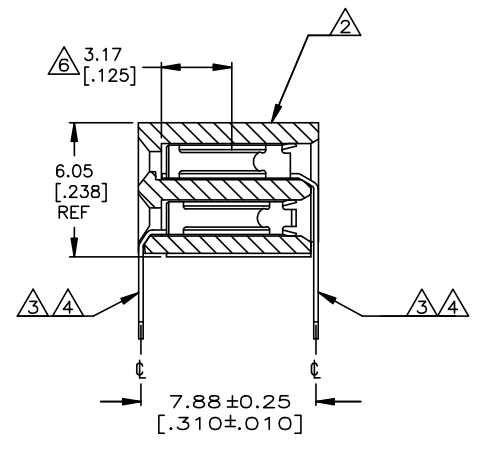
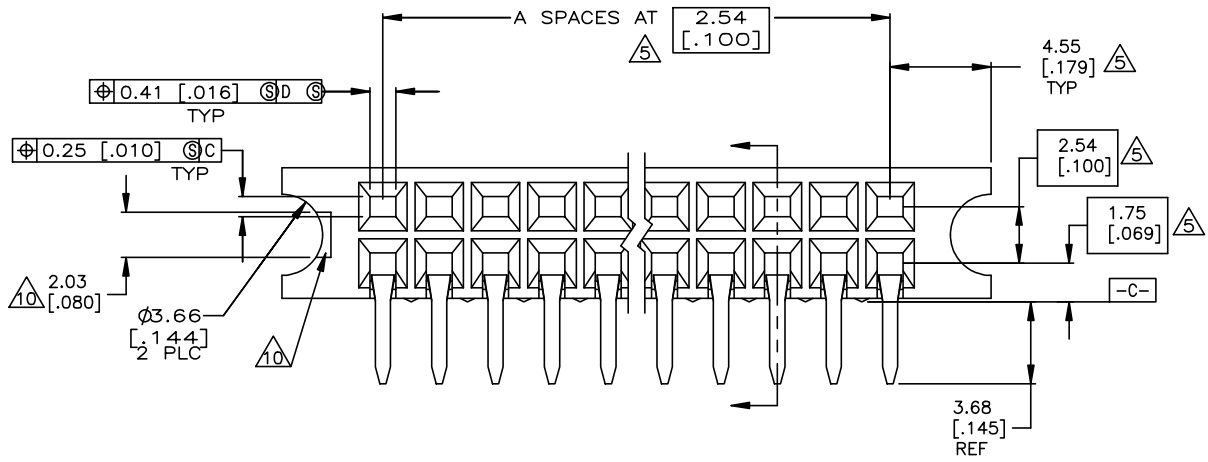
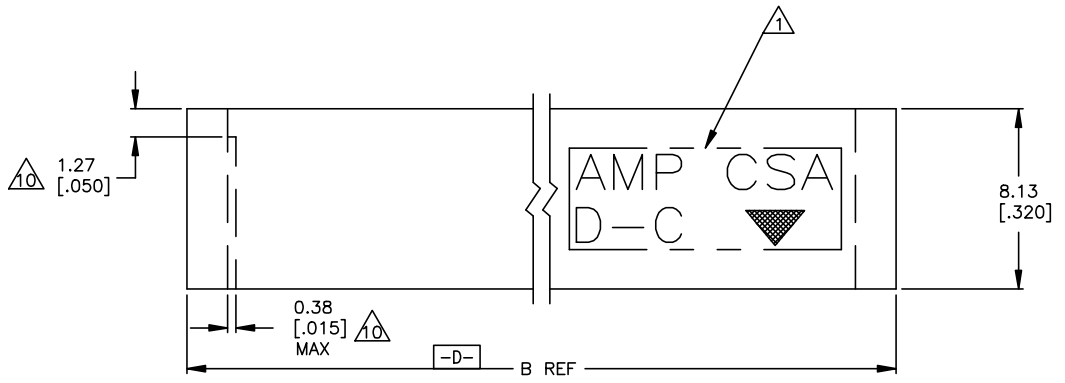


REVISIONS				
P	LTR	DESCRIPTION	DATE	APPD
W		REVISED PER ECN-23-195747	27JAN2023	RK JO



RECOMMENDED P.C. BOARD HOLE LAYOUT

- ① "AMP", "CSA", "▼", AND "DATE CODE" WITH .062±.015 HIGH CHARACTERS WHERE SIZE PERMITS.
- ② HOUSING: LCP MATERIAL
- ③ CONTACT: PHOSPHOR BRONZE.
- ④ CONTACT FINISH: DUPLEX PLATED 0.00076 [.000030] GOLD IN CONTACT AREA, 0.00127-0.00254 [.000050-.000100] BRIGHT TIN-LEAD ON SOLDER TAILS, ALL OVER 0.00127 [.000050] NICKEL.
- ⑤ THESE DIMENSIONS PERTAIN TO CAVITY ⌀'S ONLY, NOT TO CONTACT LOCATIONS.
- ⑥ POINT OF MEASUREMENT FOR PLATING THICKNESS (INSIDE CONTACT BEAMS).
- 7 CSA LOGO INK STAMPED WHITE ON HOUSING.
- ⑧ CONTACT FINISH: DUPLEX PLATED 0.00076 [.000030] GOLD IN CONTACT AREA, 0.00127-0.00254 [.000050-.000100] MATTE TIN ON SOLDER TAILS, ALL OVER 0.00127 [.000050] NICKEL.
- ⑨ ROHS 2002/95/EC COMPLIANT.
- ⑩ RECESSED AREA AROUND MOLD GATE IS OPTIONAL. THIS FEATURE IS ALLOWABLE ON EITHER SIDE OF HOUSING OR MAY NOT BE PRESENT AT ALL.
- ⑪ OBSOLETE PARTS: OBSOLETE CIS STREAMLINING PER D.RENAUD/D.SINISI.

FINISH	B	A	NO OF POSN	PART NUMBER	FINISH	B	A	NO OF POSN	PART NUMBER
⑪ OBSOLETE	235.15 [9.258]	89	180	7-533009-8	⑪ OBSOLETE	235.15 [9.258]	89	180	2-533009-8
	62.43 [2.458]	21	44	7-533009-7		62.43 [2.458]	21	44	2-533009-7
	209.75 [8.258]	79	160	7-533009-6		209.75 [8.258]	79	160	2-533009-6
	125.93 [4.958]	46	94	7-533009-5		125.93 [4.958]	46	94	2-533009-5
	24.33 [.958]	6	14	7-533009-4		24.33 [.958]	6	14	2-533009-4
	260.55 [10.258]	99	200	7-533009-3		260.55 [10.258]	99	200	2-533009-3
	194.51 [7.658]	73	148	7-533009-2		194.51 [7.658]	73	148	2-533009-2
	184.35 [7.258]	69	140	7-533009-1		184.35 [7.258]	69	140	2-533009-1
	171.65 [6.758]	64	130	7-533009-0		171.65 [6.758]	64	130	2-533009-0
	169.11 [6.658]	63	128	6-533009-9		169.11 [6.658]	63	128	1-533009-9
	158.95 [6.258]	59	120	6-533009-8		158.95 [6.258]	59	120	1-533009-8
	146.25 [5.758]	54	110	6-533009-7	⑪ OBSOLETE	146.25 [5.758]	54	110	1-533009-7
	133.55 [5.258]	49	100	6-533009-6	⑪ OBSOLETE	133.55 [5.258]	49	100	1-533009-6
	128.47 [5.058]	47	96	6-533009-5	⑪ OBSOLETE	128.47 [5.058]	47	96	1-533009-5
	120.85 [4.758]	44	90	6-533009-4	⑪ OBSOLETE	120.85 [4.758]	44	90	1-533009-4
	113.23 [4.558]	42	86	6-533009-3	⑪ OBSOLETE	113.23 [4.558]	42	86	1-533009-3
	108.15 [4.258]	39	80	6-533009-2	⑪ OBSOLETE	108.15 [4.258]	39	80	1-533009-2
	97.99 [3.858]	35	72	6-533009-1	⑪ OBSOLETE	97.99 [3.858]	35	72	1-533009-1
	95.45 [3.758]	34	70	6-533009-0		95.45 [3.758]	34	70	1-533009-0
	82.75 [3.258]	29	60	5-533009-9	⑪ OBSOLETE	82.75 [3.258]	29	60	533009-9
	70.05 [2.758]	24	50	5-533009-8		70.05 [2.758]	24	50	533009-8
	57.35 [2.258]	19	40	5-533009-7		57.35 [2.258]	19	40	533009-7
	52.27 [2.058]	17	36	5-533009-6	⑪ OBSOLETE	52.27 [2.058]	17	36	533009-6
	44.65 [1.758]	14	30	5-533009-5	⑪ OBSOLETE	44.65 [1.758]	14	30	533009-5
	27.03 [1.458]	11	24	5-533009-4	⑪ OBSOLETE	27.03 [1.458]	11	24	533009-4
	31.95 [1.258]	9	20	5-533009-3		31.95 [1.258]	9	20	533009-3
	26.87 [1.058]	7	16	5-533009-2		26.87 [1.058]	7	16	533009-2
	21.79 [.858]	5	12	5-533009-1	⑪ OBSOLETE	21.79 [.858]	5	12	533009-1

THIS DRAWING IS A CONTROLLED DOCUMENT. DWN: K.L.CLOUSER/UTA 3/6/91
CHK: D. SARVER 5/14/91

STE TE Connectivity

RCPT ASSY, MOD II, DBL ROW, 2.54 X 2.54 [.100 X .100] CL, GUIDE PIN EARS

SIZE: A1 CAGE CODE: 00779 DRAWING NO: 533009 RESTRICTED TO: -
CUSTOMER DRAWING SCALE: 6:1 SHEET: 1 OF 1 REV: W