

TSM210N02CX

20V N-Channel Power MOSFET

SOT-23



Pin Definition:

1. Gate
2. Source
3. Drain

Note:

MSL 1 (Moisture Sensitivity Level) per J-STD-020

Key Parameter Performance

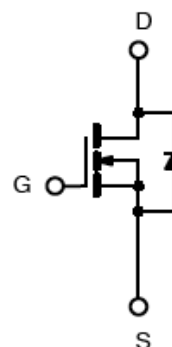
Parameter	Value	Unit
V_{DS}	20	V
$R_{DS(on)}$ (max)	$V_{GS} = 4.5V$	21
	$V_{GS} = 2.5V$	25
	$V_{GS} = 1.8V$	32
Q_g	5.8	nC

Ordering Information

Ordering code	Package	Packing
TSM210N02CX RFG	SOT-23	3kpcs / 7" Reel

Note: Halogen-free according to IEC 61249-2-21 definition

Block Diagram



N-Channel MOSFET

Absolute Maximum Ratings ($T_C = 25^\circ C$ unless otherwise noted)

Parameter	Symbol	Limit	Unit
Drain-Source Voltage	V_{DS}	20	V
Gate-Source Voltage	V_{GS}	± 10	V
Continuous Drain Current	I_D	$T_C = 25^\circ C$	6.7
		$T_C = 100^\circ C$	4.2
Pulsed Drain Current ^(Note 1)	I_{DM}	26.8	A
Power Dissipation @ $T_C = 25^\circ C$	P_D	1.56	W
Operating Junction and Storage Temperature Range	T_J, T_{STG}	- 55 to +150	$^\circ C$

Thermal Performance

Parameter	Symbol	Limit	Unit
Thermal Resistance - Junction to Ambient	$R_{\theta JA}$	80	$^\circ C/W$

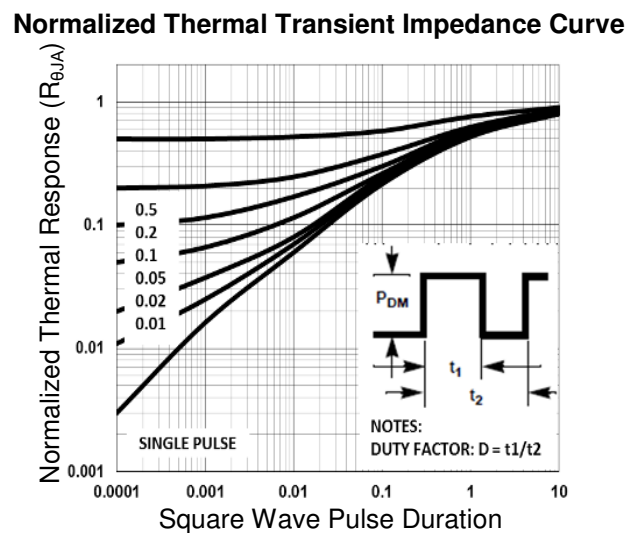
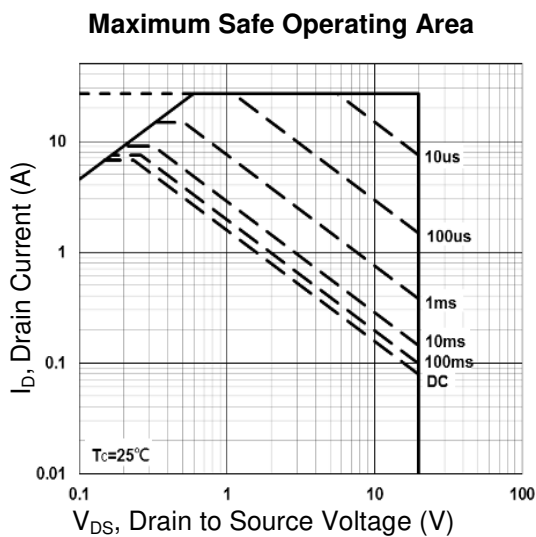
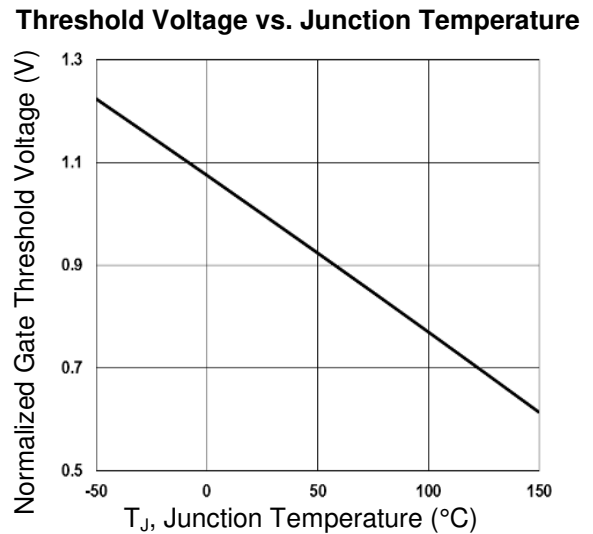
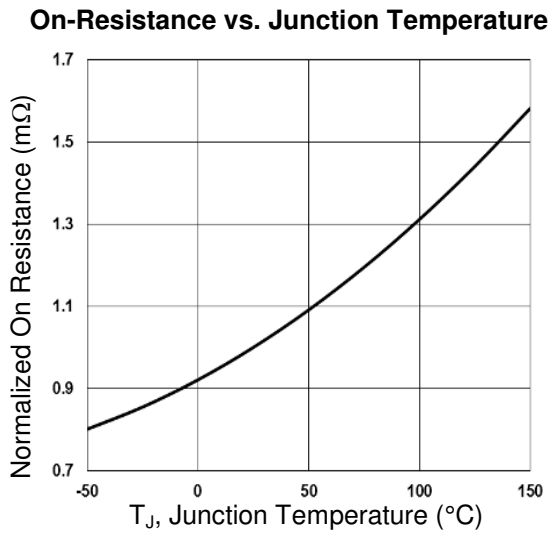
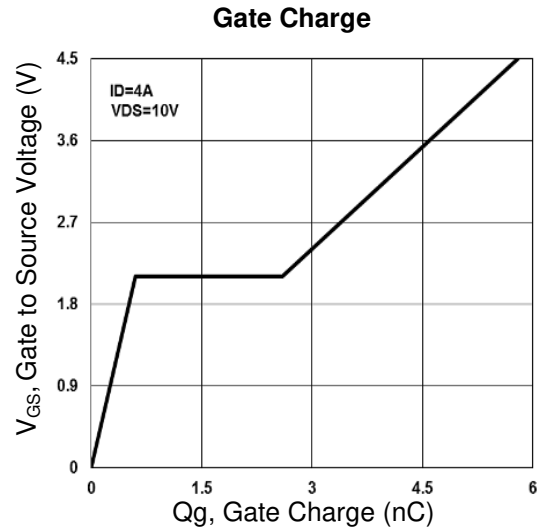
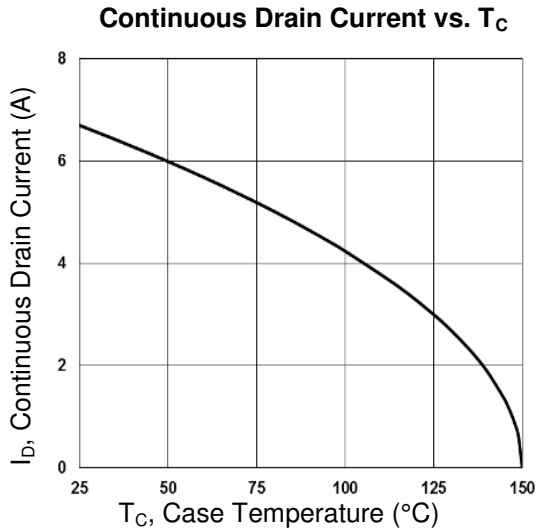
Electrical Specifications (T_C = 25°C unless otherwise noted)

Parameter	Conditions	Symbol	Min	Typ	Max	Unit
Static						
Drain-Source Breakdown Voltage	V _{GS} = 0V, I _D = 250μA	BV _{DSS}	20	--	--	V
Drain-Source On-State Resistance	V _{GS} = 4.5V, I _D = 4A	R _{DS(ON)}	--	19	21	mΩ
	V _{GS} = 2.5V, I _D = 3A		--	22	25	
	V _{GS} = 1.8V, I _D = 2A		--	26	32	
Gate Threshold Voltage	V _{DS} = V _{GS} , I _D = 250μA	V _{GS(TH)}	0.3	0.6	0.8	V
Zero Gate Voltage Drain Current	V _{DS} = 20V, V _{GS} = 0V	I _{DSS}	--	--	1	μA
	V _{DS} = 16V, T _J = 125°C		--	--	10	
Gate Body Leakage	V _{GS} = ±10V, V _{DS} = 0V	I _{GSS}	--	--	±100	nA
Forward Transconductance ^(Note 2)	V _{DS} = 10V, I _S = 4A	g _{fs}	--	9.5	--	S
Dynamic						
Total Gate Charge ^(Note 2,3)	V _{DS} = 10V, I _D = 4A, V _{GS} = 4.5V	Q _g	--	5.8	--	nC
Gate-Source Charge ^(Note 2,3)		Q _{gs}	--	0.6	--	
Gate-Drain Charge ^(Note 2,3)		Q _{gd}	--	2	--	
Input Capacitance	V _{DS} = 10V, V _{GS} = 0V, f = 1.0MHz	C _{iSS}	--	600	--	pF
Output Capacitance		C _{oss}	--	70	--	
Reverse Transfer Capacitance		C _{rSS}	--	45	--	
Switching						
Turn-On Delay Time ^(Note 2,3)	V _{DD} = 10V, I _D = 1A, V _{GS} = 4.5V, R _{GEN} = 25Ω	t _{d(on)}	--	5.0	--	ns
Turn-On Rise Time ^(Note 2,3)		t _r	--	14.4	--	
Turn-Off Delay Time ^(Note 2,3)		t _{d(off)}	--	30.0	--	
Turn-Off Fall Time ^(Note 2,3)		t _f	--	9.2	--	
Source-Drain Diode Ratings and Characteristic						
Maximum Continuous Drain-Source Diode Forward Current	Integral reverse diode in the MOSFET	I _S	--	--	6.7	A
Maximum Pulse Drain-Source Diode Forward Current		I _{SM}	--	--	26.8	A
Diode-Source Forward Voltage	V _{GS} = 0V, I _S = 1A	V _{SD}	--	--	1	V

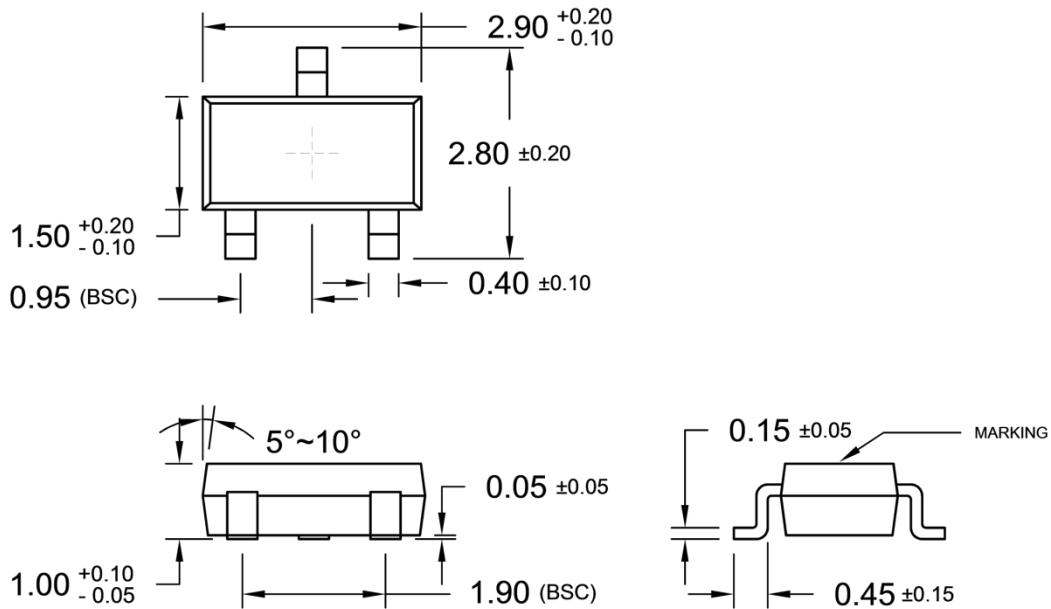
Note:

1. Pulse width limited by safe operating area
2. Pulse test: pulse width ≤ 300μs, duty cycle ≤ 2%
3. Switching time is essentially independent of operating temperature.

Electrical Characteristics Curve

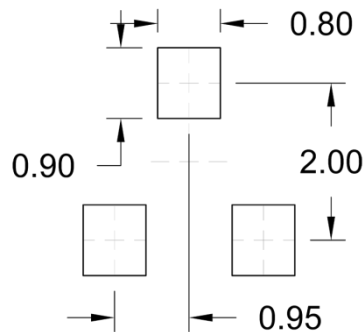


SOT-23 Mechanical Drawing

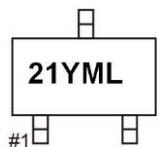


Unit: Millimeters

SUGGESTED PAD LAYOUT (Unit: Millimeters)



Marking Diagram



- 21** = Device Code
- Y** = Year Code
- M** = Month Code for Halogen Free Product
(**O**=Jan, **P**=Feb, **Q**=Mar, **R**=Apr, **S**=May, **T**=Jun, **U**=Jul, **V**=Aug, **W**=Sep, **X**=Oct, **Y**=Nov, **Z**=Dec)
- L** = Lot Code

Notice

Specifications of the products displayed herein are subject to change without notice. TSC or anyone on its behalf, assumes no responsibility or liability for any errors or inaccuracies.

Information contained herein is intended to provide a product description only. No license, express or implied, to any intellectual property rights is granted by this document. Except as provided in TSC's terms and conditions of sale for such products, TSC assumes no liability whatsoever, and disclaims any express or implied warranty, relating to sale and/or use of TSC products including liability or warranties relating to fitness for a particular purpose, merchantability, or infringement of any patent, copyright, or other intellectual property right.

The products shown herein are not designed for use in medical, life-saving, or life-sustaining applications. Customers using or selling these products for use in such applications do so at their own risk and agree to fully indemnify TSC for any damages resulting from such improper use or sale.