

## Sensor/Actuator cable - SAC-3P-M12MS/5,0-PUR/A-1L-Z - 1439641

Please be informed that the data shown in this PDF Document is generated from our Online Catalog. Please find the complete data in the user's documentation. Our General Terms of Use for Downloads are valid (<http://download.phoenixcontact.com>)



Sensor/Actuator cable, PUR halogen-free, Black-gray RAL 7021, Plug straight M12, A-coded, on Valve connector A, with 1 LED, connected with Z diode, Cable length: 5 m

The illustration shows the SPEEDCON version



### Key commercial data

Packing unit	1 1
Weight per Piece (excluding packing)	180.0 GRM
Custom tariff number	85444290
Country of origin	Poland

### Technical data

#### Dimensions

Length of cable	5 m
-----------------	-----

#### Ambient conditions

Degree of protection	IP65
	IP67

#### General

Rated current at 40°C	4 A
Rated voltage	24 V
Status display	1 LED
Protective circuit/component	Z diode
Surge voltage category	III
Pollution degree	3
Insertion/withdrawal cycles	≥ 100

#### Material

## Sensor/Actuator cable - SAC-3P-M12MS/5,0-PUR/A-1L-Z - 1439641

### Technical data

#### Material

Inflammability class according to UL 94	HB
---	----

#### Cable

Cable type	PUR halogen-free black
Cable type (abbreviation)	PUR
Cable abbreviation	Li9Y11Y-HF
UL AWM style	20549
Conductor cross section	3x 0.5 mm <sup>2</sup>
AWG signal line	20
Conductor structure signal line	28x 0.15 mm
Core diameter including insulation	1.5 mm ±0.05 mm (signal line)
Wire colors	Black 1, black 2, green/yellow
Overall twist	3 wires, twisted
External sheath, color	Black-gray RAL 7021
External cable diameter D	4.5 mm ± 0.2 mm
Smallest bending radius, fixed installation	22.5 mm
Number of bending cycles	15000000
Bending radius	50 mm
Traversing path	0.9 m
Traversing rate	5 m/s
Acceleration	30 m/s <sup>2</sup>
Outer sheath, material	PUR
Material conductor insulation	PP
Conductor material	Bare Cu litz wires
Insulation resistance	min. 20 MΩ*km
Conductor resistance	39 Ω/km (at 20 °C)
Nominal voltage, cable	≤ 300 V
Test voltage, cable	≥ 1200 V
Flame resistance	According to DIN VDE 0482
	According to DIN EN 50265-2-1
Halogen-free	in accordance with DIN VDE 0472 part 815
Other resistance	Largely oil-resistant
	partly UV-resistant in accordance with DIN EN ISO 4892-2-A
Ambient temperature (operation)	-40 °C ... 80 °C (cable, fixed installation)
	-20 °C ... 80 °C (cable, flexible installation)

## Sensor/Actuator cable - SAC-3P-M12MS/5,0-PUR/A-1L-Z - 1439641

### Classifications

#### eCl@ss

eCl@ss 4.0	27060306
eCl@ss 4.1	27060306
eCl@ss 5.0	27061801
eCl@ss 5.1	27061801
eCl@ss 6.0	27061801
eCl@ss 7.0	27061801
eCl@ss 8.0	27061801

#### ETIM

ETIM 3.0	EC001855
ETIM 4.0	EC001855
ETIM 5.0	EC001855

#### UNSPSC

UNSPSC 6.01	31251501
UNSPSC 7.0901	31251501
UNSPSC 11	31251501
UNSPSC 12.01	31251501
UNSPSC 13.2	31251501

### Accessories

#### Accessories

#### Mounting material

Screw - SAC-V-SCREW-M3-29 KNURL - 1403779

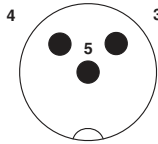


Fillister head screw with plastic knurl, M3 x 40

### Drawings

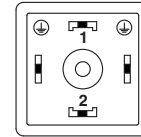
# Sensor/Actuator cable - SAC-3P-M12MS/5,0-PUR/A-1L-Z - 1439641

Schematic diagram



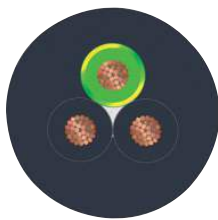
Pin assignment M12 plug, 3-pos., valve connector

Schematic diagram



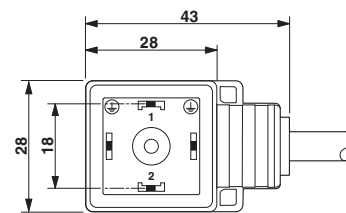
Valve connector pin assignment, type A

Cable cross section



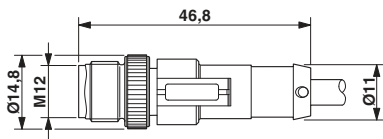
PUR halogen-free black [PUR]

Dimensioned drawing



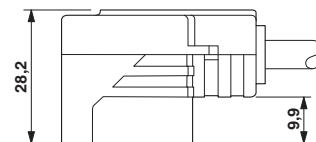
Valve connector, type A

Dimensioned drawing



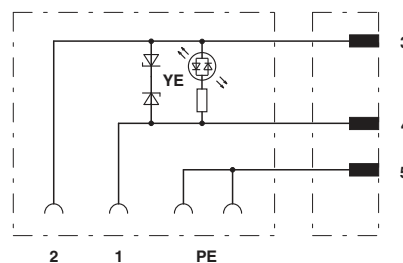
M12 x 1 plug, straight

Dimensioned drawing



Valve connector, type A, side view

Circuit diagram



Contact assignment of M12 plug and valve connector

