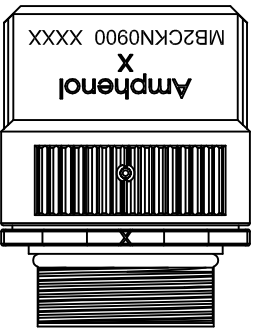
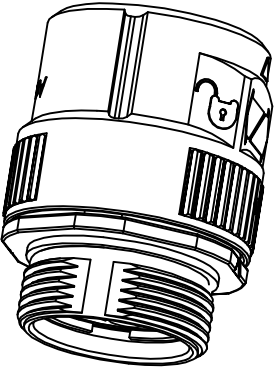
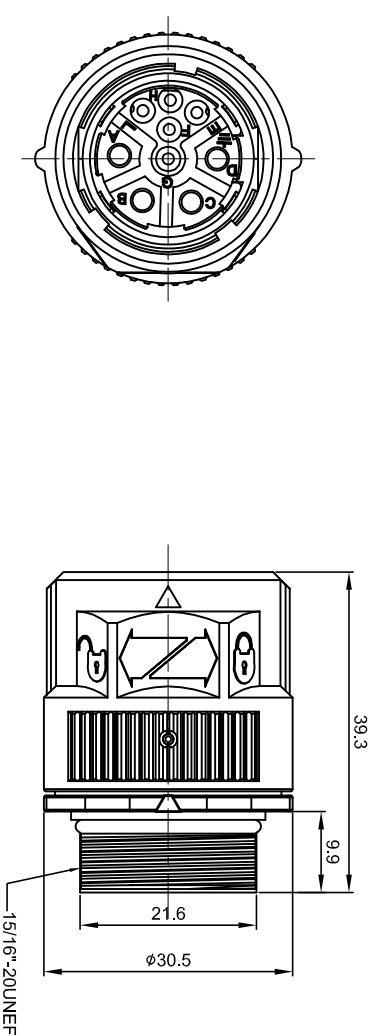


REVISIONS					
REV	ECO	DESCRIPTION	DATE	BY	APPR
B1	-	RELEASE NEW DWG FORMAT	May:10,2014	Drack	Tommy
B2	-	UPDATE THE DURABILITY	Jun,27,2015	Drack	Tommy
B3	-	UPDATED NUT	Dec,02,2015	Flan	Tommy



NOTES: UNLESS OTHERWISE SPECIFIED

1. MATERIAL:
INSULATION INSERT:PA66,UL94 V0
SEAL: VITON
HOUSING BODY: ZINC DIE CAST, NICKEL PLATED
COUPLING NUT: ZINC DIE CAST, NICKEL PLATED

2. SPECIFICATIONS:
2.1 CURRENT RATING: SIGNAL: 10 AMPS
POWER: 30AMPS
2.2 VOLTAGE RATING: SIGNAL: 250V AC/DC
POWER: 630V AC/DC
2.3 OPERATING TEMPERATURE: -20°C TO +130°C
2.4 DIELECTRIC WITHSTANDING VOLTAGE: LESS THAN 2 MILLIAMPS CURRENT LEAKAGE @ SIGNAL: 2500VOLTS AC, POWER: 6000 VOLTS AC.
2.5 DEGREE OF PROTECTION: IP67 (MATED CONDITION)
2.6 DEGREE OF POLLUTION: 3 PER UL840
2.7 OVERVOLTAGE CATEGORY: III PER UL840
2.8 MATING CYCLE DURABILITY: >500 CYCLES
2.9 ROHS COMPLIANT

3. ALL DIMENSIONS ARE FOR REFERENCE USE ONLY.

QUANTITY	SEE PART NUMBER CHART	PART NUMBER	DESCRIPTION	ITEM
MATERIALS LIST				
UNLESS OTHERWISE SPECIFIED				
1) All dimensions are in millimeters.				
2) Tolerances are as follows:				
1 Pt. DEC 20.30	Fractions 1/16"	DRAWN: Flan	DATE: 06/22/15	
3 Pt. DEC 20.08	Angles 1°	ENGINEER:		
3) Note reference = APPROVAL:				
MATERIAL SPECIFICATIONS:				
CUSTOMER:				
TEST SPECIMENS SUBJECT TO:				
SPECIFICATIONS AND PERFORMANCE DATA:				
THE MANUFACTURING CORPORATION HAS THE RIGHT TO MAKE CHANGES IN THE DESIGN OR REPRODUCTION AND LIAISON. ALL MANUFACTURING VARIATIONS:				
SCALE: NONE	SIZE: B	TYPE: C-	DWG NO: MB2CKN0900	REVISION: B3
SCALE: NONE	SIZE: NONE	TYPE: NONE	DWG NO: MB2CKN0900	REVISION: B3

Amphenol
Sine Systems - www.amphenol-sine.com
44724 Morley Drive
Clinton Township, MI 48036

M23B PLUG, STR 9POS(4+5), CHECKMATE