



Distributor Harness

REV.NO.

PAGE

00

1 /9

REPRESENTATIVE

SPECIFICATION

**MODEL : SO-HR1KK2R15WW
SO-HR1KK3R15WW
SO-HR1KK4R15WW**

CUSTOMER :

CUSTOMER :	
CHECKED	APPROVED
2012. . .	2012. . .

SAMSUNG ELECTRONICS

DRAWN	CHECKED		APPROVED
	SALES	QA	
2012. . .	2012. . .	2012. . .	2012. . .

SAMSUNG ELECTRONICS



Distributor Harness

REV.NO.

PAGE

00

3 /9

CONTENTS OF SPECIFICATION

1. APPLICATION	4
2. FUNDAMENTAL SPECIFICATIONS OF DISTRIBUTOR.....	4
3. PARTS SPECIFICATIONS	5
4. APPEARANCE	6
5. PACKING SPECIFICATION	7
6. BARCODE SPECIFICATION	8
APPENDIX I PRODUCT CODE	9

This is a representative specification applicable for **DISTRIBUTOR HARNESS**.
Please refer to relevant **General and Special Application Notes** for thermal, optical,
electrical, and mechanical design information.



Distributor Harness

REV.NO.

PAGE

00

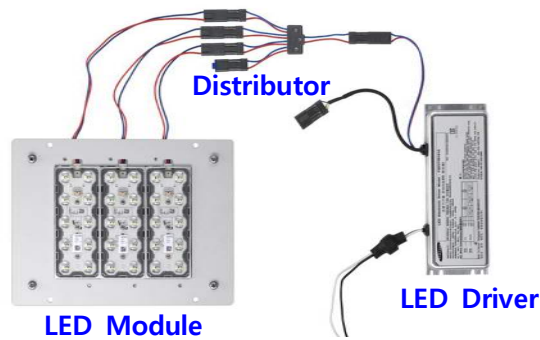
4 /9

1. APPLICATION

25W Platform LED Module is designed as a core component in **Modular Platform Engine Series** for street light and flood light application. This document especially specifies **Distributor** which is used to connect between LED Driver and LED Module. **Distributor** solution is available to feed current to various number of LED modules by using one or two channel output from the power supply unit..

1-1 Modular Platform Engine's Configuration

Modular Platform Engine is composed of **25W Platform LED Modules**, **25/50/75/100/150W LED Driver**, and **Distributor**.



2. FUNDAMENTAL SPECIFICATIONS OF DISTRIBUTOR

No.	ARTICLE	SPECIFICATIONS
2-1	Dimension	<ul style="list-style-type: none"> • Housing : 35.5(L)×14.5(W)×6(H)mm ± 3mm • Body : 33.5(L)×21.5(W)×6(H)mm ± 3mm • Wire : 30mm ± 5mm
2-2	Weight	<ul style="list-style-type: none"> • Total Weight (including outer box) : 1.6kg± 0.1kg (60EA/1box) • Inner Box : 0.15kg ± 0.01kg (6EA/1box)
2-3	Operating Temperature	<ul style="list-style-type: none"> • Ambient Temperature : -30°C ~ +40°C (Outside the Luminaire)
2-4	Storage Temperature	<ul style="list-style-type: none"> • -30°C ~ +70°C



Distributor Harness

REV.NO.

PAGE

00

5 /9

3. PARTS SPECIFICATIONS

No.	ARTICLE	SPECIFICATIONS
4-1	PCB	<ul style="list-style-type: none"> • Material : FR-4, Single sided PCB • Thickness : 1.6mm
4-2	Connector	<ul style="list-style-type: none"> • Housing : UL-94 V0, 105°C rating • IP66 for CE Marking • Damp Location for UL Marking
4-3	Body & Wire	<ul style="list-style-type: none"> • Material : Molded PVC, 105°C rating • Wires : AWG20, 105°C rating • Length(wires) : 30mm



Distributor Harness

REV.NO.

PAGE

00

6 /9

4. APPEARANCE

No.	MODEL	APPEARANCE
1	SO-HR1KK2R15WW	<p>The diagram shows a distributor harness with a central connector housing. On the left, there is a single connector with two wires (one red, one blue). On the right, there are two connectors, each with two wires (one red, one blue). Dimension lines indicate: 30 units from the left connector to the start of the central housing; 20 units for the width of the central housing; 30 units from the end of the central housing to the start of the right-hand connectors; and 35 units for the width of the right-hand connectors. A vertical dimension of 34 units is shown for the height of the central housing.</p>
2	SO-HR1KK3R15WW	<p>The diagram shows a distributor harness with a central connector housing. On the left, there is a single connector with two wires (one red, one blue). On the right, there are three connectors, each with two wires (one red, one blue).</p>
3	SO-HR1KK4R15WW	<p>The diagram shows a distributor harness with a central connector housing. On the left, there is a single connector with two wires (one red, one blue). On the right, there are four connectors, each with two wires (one red, one blue).</p>



Distributor Harness

REV.NO.

PAGE


00

7 /9


5. PACKING SPECIFICATIONS

5-1. Inner Box : 6 distributors in one inner box

6 PCs/Inner Box



5-2. Outer Box : 10 inner boxes in one outer box





Distributor Harness

REV.NO.

PAGE

00

8 /9

6. BARCODE SPECIFICATIONS

6-1. Inner Box Label

LABEL			
PART NAME	DISTRIBUTOR		
MODEL NO.	SO-HR1KK2R15WW (STOPDR12024202R150)		
QUANTITY	6 EA	DATE	J110524
REMARK		COMPANY NAME	SL ELECTRONICS CO., LTD.

6-2. Outer Box Label





Distributor Harness

REV.NO.

PAGE

00

9 /9

[APPENDIX I] Product Codes

SO-HRvwxyR15zz

IN CHANNEL

CODE	CHANNEL
1	1EA
2	2EA
3	3EA

Output

Code	Output
EU	Europe
US	USA
KR	KOREA
JP	JAPAN
CN	CHINA
WW	WORLD WIDE

IN WIRE GAUGE

CODE	GAUGE
I	18 AWG
K	20 AWG
M	22 AWG

OUT CHANNEL

CODE	CHANNEL
1	1EA
2	2EA
3	3EA

OUT WIRE GAUGE

CODE	GAUGE
I	18 AWG
K	20 AWG
M	22 AWG