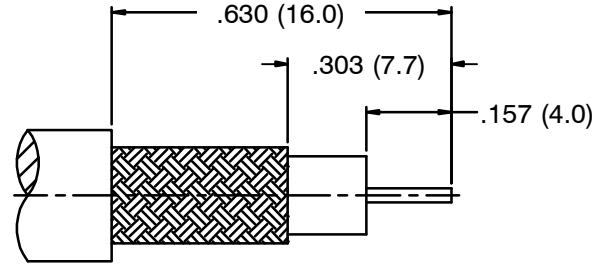
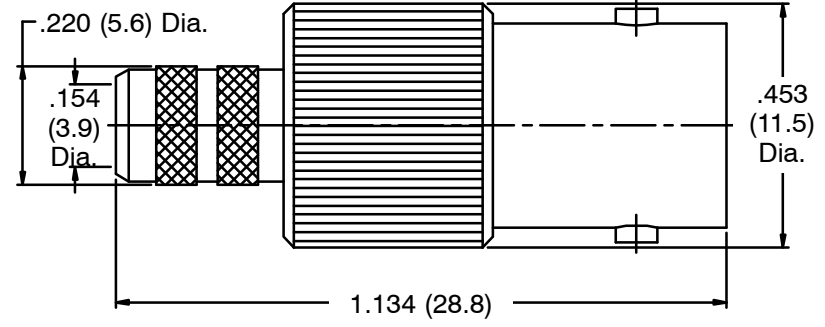
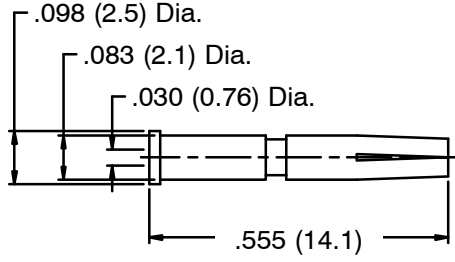
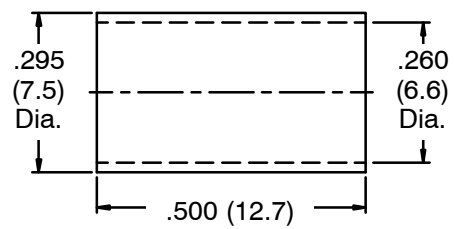


1 2 3 4 5 6 7 8

F
E
D
C
B
A



Recommended Cable Stripping Dim's



NOTES: Finish (Plating Thickness in Micro-inches)
 1. Brass
 2. Nickel Pl. 100 Min. Thick over Copper Pl. 50 Min. Thick
 3. Phosphor Bronze
 4. Gold Pl. 3 Min Thick over Nickel Pl. 50 Min. Thick over Copper Pl. 50 Min. Thick
 5. TEFLON

Crimped Ferrule
 Hex Crimp Size .255 (6.5)
 Crimped Contact Pin
 Hex Crimp Size .068 (1.7)

RoHS Compliant

Dimensions are in Inches				Part No.	
Unless Otherwise Specified Tolerances				Approved	
0.5-6 = ±0.2				Date	
6-30 = ±0.4				12-13-2018	
30-120 = ±0.6				Checked	
120-315 = ±1				Date	
315-1000 = ±1.6				12-13-2018	
1000-2000 = ±2.4				Drawn	
				Date	
				12-13-2018	

<h1>NTE Electronics</h1>			
		Title	BNC Crimp Jack (For RG-59, 62)
		Drawing No.	06-B020
		File No.	

5	Ferrule	Note 1	Note 2	1	
4	Contact Pin	Note 3	Note 4	1	
3	Insulator	Note 5	Natural	1	
2	Lock Ring	Iron	Note 2	1	
1	Body	Note 1	Note 2	1	
No.	Description	Material	Finish	Q'ty	Drawing No.

A

A

1 2 3 4 5 6 7 8